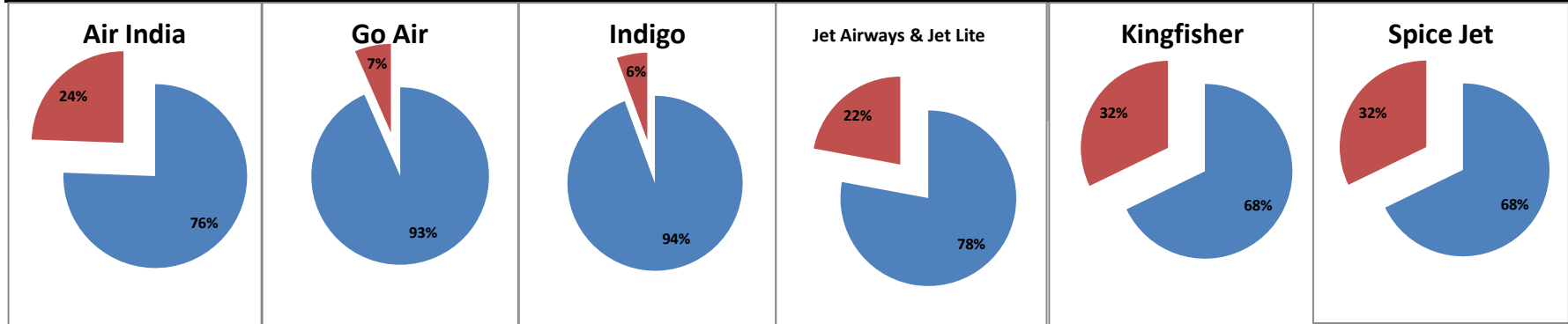


**Airport Name :- DELHI INTERNATIONAL AIRPORT PVT LIMITED. - Oct'11**

Airline	Total Departures	Flights ontime (STD +/- 15 Min)	Flights Delayed (STD +/- 15 Min)	% On time	% delayed	Airline					Airport		Weather		ATC	Miscellaneous
						Passenger & baggage handling (IATA CODES 11-18)	Aircraft & Ramp Handling (IATA CODES 31-39)	Technical, automated equipment failure(IATA CODES 41-48)	Operations , crew(IATA CODES 61-69)	Reactinary reasons (IATA CODES 91-96)	Airport Facilites (IATA CODES - 87,89)	Airport Security (IATA CODES 85)	Destination airport below minima (IATA CODES 72)	Departure aerodrome Below minima (IATA CODES 71)	ATFM(IATA CODES 81-84)	IATA CODE-99
AI	1746	1320	426	76%	24%	19	4	33	73	278	1	0	5	0	2	11
G8	730	682	48	93%	7%	0	0	0	2	44	1	0	1	0	0	0
6E	1541	1454	87	94%	6%	5	0	3	8	62	0	0	0	0	2	7
9W&S2	2379	1854	525	78%	22%	14	2	10	46	430	3	0	8	0	8	4
IT	1660	1126	534	68%	32%	3	16	40	68	385	7	0	3	0	8	4
SG	1245	1008	237	81%	19%	4	1	48	27	145	10	0	0	0	1	1
<b>Total</b>	<b>9301</b>	<b>7444</b>	<b>1857</b>	<b>80%</b>	<b>20%</b>	<b>45</b>	<b>23</b>	<b>134</b>	<b>224</b>	<b>1344</b>	<b>22</b>	<b>0</b>	<b>17</b>	<b>0</b>	<b>21</b>	<b>27</b>

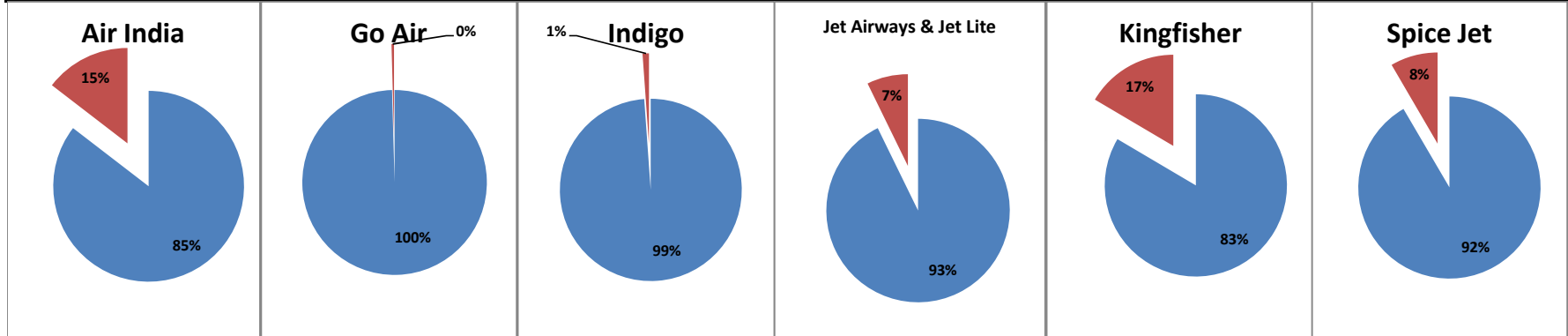


On time percentage

Delayed percentage

**Airport Name :- DELHI INTERNATIONAL AIRPORT PVT LIMITED. - Oct'11(Period :- 0300-0859)**

Airline	Total Departures	Flights ontime (STD +/- 15 Min)	Flights Delayed (STD +/- 15 Min)	% On time	% delayed	Airline					Airport		Weather		ATC	Miscellaneous
						Passenger & baggage handling (IATA CODES 11-18)	Aircraft & Ramp Handling (IATA CODES 31-39)	Technical, automated equipment failure(IATA CODES 41-48)	Operations , crew(IATA CODES 61-69)	Reactinary reasons (IATA CODES 91-96)	Airport Facilites (IATA CODES - 87,89)	Airport Security (IATA CODES 85)	Destination airport below minima (IATA CODES 72)	Departure aerodrome Below minima (IATA CODES 71)	ATFM(IATA CODES 81-84)	IATA CODE-99
AI	514	439	75	85%	15%	3	3	5	36	17			2			9
G8	223	222	1	100%	0%								1			
6E	431	426	5	99%	1%	0	0	2	3							
9W&S2	688	638	50	93%	7%	1	2	2	19	16	1		6		3	
IT	399	333	66	83%	17%		1	4	18	36	3		1		3	
SG	309	283	26	92%	8%			11	7	2	6					
<b>Total</b>	<b>2564</b>	<b>2341</b>	<b>223</b>	<b>91%</b>	<b>9%</b>	<b>4</b>	<b>6</b>	<b>24</b>	<b>83</b>	<b>71</b>	<b>10</b>	<b>0</b>	<b>10</b>	<b>0</b>	<b>6</b>	<b>9</b>

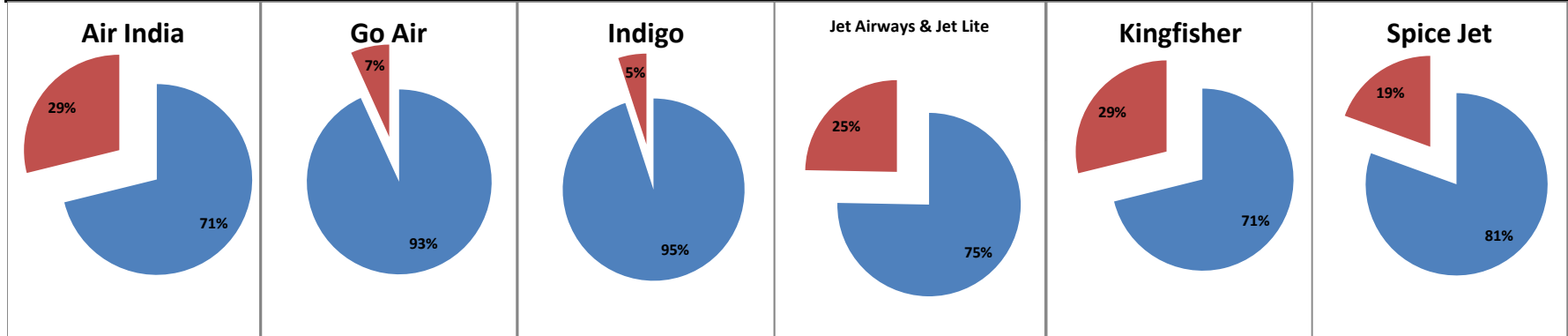


**On time percentage**

**Delayed percentage**

**Airport Name :- DELHI INTERNATIONAL AIRPORT PVT LIMITED. - Oct'11(Period :- 0900-1459)**

Airline	Total Departures	Flights ontime (STD +/- 15 Min)	Flights Delayed (STD +/- 15 Min)	% On time	% delayed	Airline					Airport		Weather		ATC	Miscellaneous
						Passenger & baggage handling (IATA CODES 11-18)	Aircraft & Ramp Handling (IATA CODES 31-39)	Technical, automated equipment failure(IATA CODES 41-48)	Operations , crew(IATA CODES 61-69)	Reactinary reasons (IATA CODES 91-96)	Airport Facilites (IATA CODES - 87,89)	Airport Security (IATA CODES 85)	Destination airport below minima (IATA CODES 72)	Departure aerodrome Below minima (IATA CODES 71)	ATFM(IATA CODES 81-84)	IATA CODE-99
AI	717	510	207	71%	29%	15	1	16	18	150	1		3		2	1
G8	220	205	15	93%	7%				1	14						
6E	557	529	28	95%	5%	1			3	16				2	6	
9W&S2	790	595	195	75%	25%	5		5	18	159			2	3	3	
IT	534	380	154	71%	29%	2	1	17	23	105	2		2	2		
SG	432	348	84	81%	19%	1	1	20	11	46	3			1	1	
<b>Total</b>	<b>3250</b>	<b>2567</b>	<b>683</b>	<b>79%</b>	<b>21%</b>	<b>24</b>	<b>3</b>	<b>58</b>	<b>74</b>	<b>490</b>	<b>6</b>	<b>0</b>	<b>7</b>	<b>0</b>	<b>10</b>	<b>11</b>

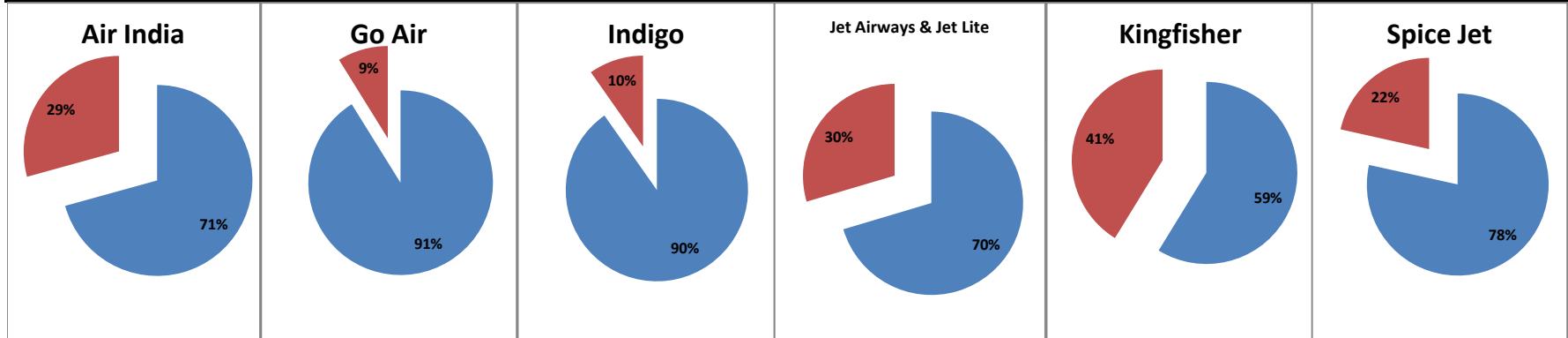


**On time percentage**

**Delayed percentage**

**Airport Name :- DELHI INTERNATIONAL AIRPORT PVT LIMITED. - Oct'11(Period :- 1500-2059)**

Airline	Total Departures	Flights ontime (STD +/- 15 Min)	Flights Delayed (STD +/- 15 Min)	% On time	% delayed	Airline					Airport		Weather		ATC	Miscellaneous	
						Passenger & baggage handling (IATA CODES 11-18)	Aircraft & Ramp Handling (IATA CODES 31-39)	Technical, automated equipment failure(IATA CODES 41-48)	Operations , crew(IATA CODES 61-69)	Reactinary reasons (IATA CODES 91-96)	Airport Facilites (IATA CODES - 87,89)	Airport Security (IATA CODES 85)	Destination airport below minima (IATA CODES 72)	Departure aerodrome Below minima (IATA CODES 71)	ATFM(IATA CODES 81-84)	IATA CODE-99	
AI	485	343	142	71%	29%	1		12	19	109							1
G8	259	236	23	91%	9%				1	21	1						
6E	553	499	54	90%	10%	4		1	2	46							1
9W&S2	855	602	253	70%	30%	8		3	8	229	2				2		1
IT	580	341	239	59%	41%	1	11	13	23	182	2				3		4
SG	432	339	93	78%	22%	2		15	9	66	1						
<b>Total</b>	<b>3164</b>	<b>2360</b>	<b>804</b>	<b>75%</b>	<b>25%</b>	<b>16</b>	<b>11</b>	<b>44</b>	<b>62</b>	<b>653</b>	<b>6</b>	<b>0</b>	<b>0</b>	<b>0</b>	<b>5</b>	<b></b>	<b>7</b>

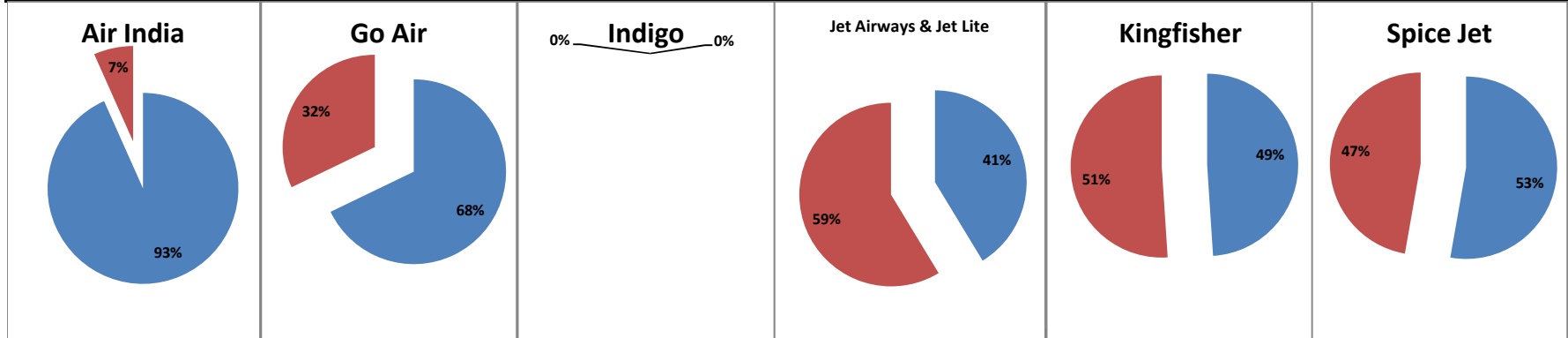


**On time percentage**

**Delayed percentage**

**Airport Name :- DELHI INTERNATIONAL AIRPORT PVT LIMITED. - Oct'11(Period :- 2100-0259)**

Airline	Total Departures	Flights ontime (STD +/- 15 Min)	Flights Delayed (STD +/- 15 Min)	% On time	% delayed	Airline					Airport		Weather		ATC	Miscellaneous
						Passenger & baggage handling (IATA CODES 11-18)	Aircraft & Ramp Handling (IATA CODES 31-39)	Technical, automated equipment failure(IATA CODES 41-48)	Operations , crew(IATA CODES 61-69)	Reactinary reasons (IATA CODES 91-96)	Airport Facilites (IATA CODES - 87,89)	Airport Security (IATA CODES 85)	Destination airport below minima (IATA CODES 72)	Departure aerodrome Below minima (IATA CODES 71)	ATFM(IATA CODES 81-84)	IATA CODE-99
AI	30	28	2	93%	7%					2						
G8	28	19	9	68%	32%					9						
6E	0	0	0	0%	0%											
9W&S2	46	19	27	41%	59%				1	26						
IT	147	72	75	49%	51%		3	6	4	62						
SG	72	38	34	53%	47%	1		2		31						
<b>Total</b>	<b>323</b>	<b>176</b>	<b>147</b>	<b>54%</b>	<b>46%</b>	<b>1</b>	<b>3</b>	<b>8</b>	<b>5</b>	<b>130</b>	<b>0</b>	<b>0</b>	<b>0</b>	<b>0</b>	<b>0</b>	<b>0</b>



**On time percentage**

**Delayed percentage**