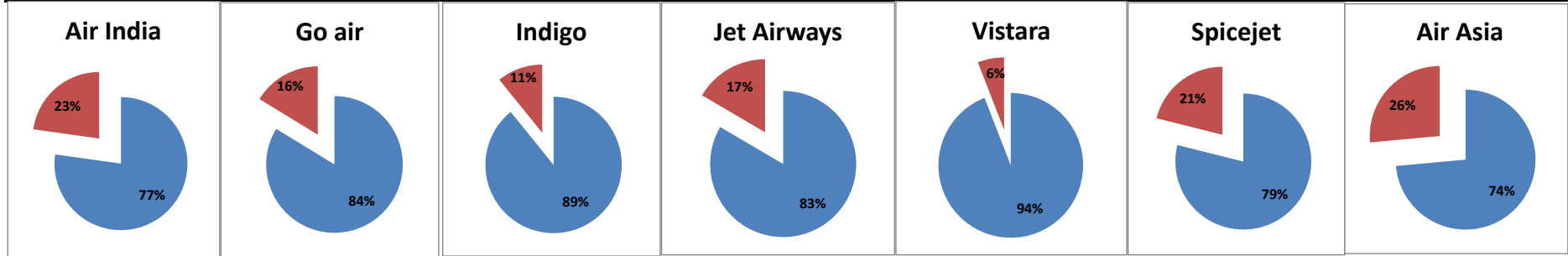


Airport Name :- DELHI INTERNATIONAL AIRPORT PVT LIMITED. - November'15{Departure}

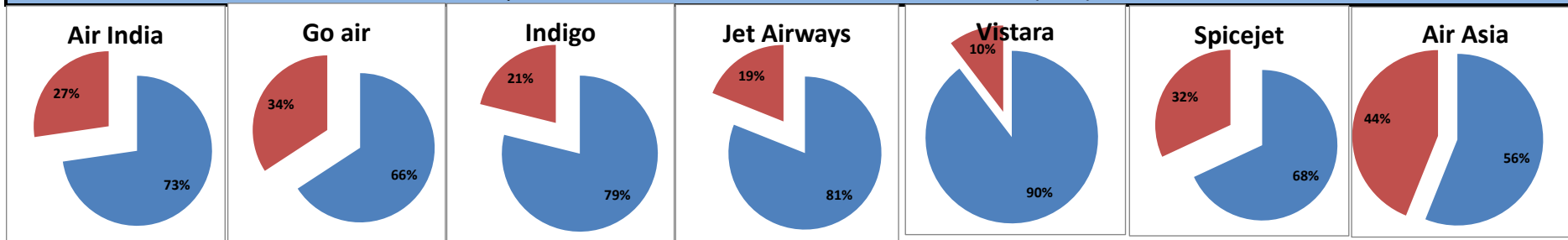
Airline	Total Departures	Flights ontime (STD +/- 15 Min)	Flights Delayed (STD +/- 15 Min)	% On time	% delayed	Airline					Airport		Weather		ATC	Miscellaneous
						Passenger & baggage handling (IATA CODES 11-18)	Aircraft & Ramp Handling (IATA CODES 31-39)	Technical, automated equipment failure(IATA CODES 41-48)	Operations , crew(IATA CODES 61-69)	Reactionary reasons (IATA CODES 91-97)	Airport Facilites (IATA CODES - 87,89)	Airport Security (IATA CODES 85)	Destination airport below minima (IATA CODES 72)	Departure aerodrome Below minima (IATA CODES 71)	ATFM(IATA CODES 81-84)	IATA CODE-99
AI	1940	1498	442	77%	23%	37	5	31	69	262	1	4	22	8	0	3
G8	903	756	147	84%	16%	1	0	1	9	122	8	0	3	3	0	0
6E	3418	3048	370	89%	11%	13	1	7	21	270	23	0	17	15	0	3
9W&S2	2495	2082	413	83%	17%	24	0	8	44	285	26	0	10	11	0	5
UK	559	526	33	94%	6%	5	0	3	2	16	4	0	0	3	0	0
SG	1242	980	262	79%	21%	5	3	37	17	176	14	0	2	7	0	1
I5	189	139	50	74%	26%	1	1	3	2	42	0	0	1	0	0	0
Total	10746	9029	1717	84%	16%	86	10	90	164	1173	76	4	55	47	0	12



On time percentage

Delay percentage

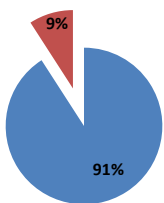
Airport Name :- DELHI INTERNATIONAL AIRPORT PVT LIMITED. - November'15{Arrival}



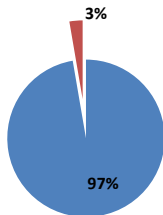
Airport Name :- DELHI INTERNATIONAL AIRPORT PVT LIMITED. - November'15(Period :- 0300-0859) - {Departure}

Airline	Total Departures	Flights ontime (STD +/- 15 Min)	Flights Delayed (STD +/- 15 Min)	% On time	% delayed	Airline					Airport		Weather		ATC	Miscellaneous
						Passenger & baggage handling (IATA CODES 11-18)	Aircraft & Ramp Handling (IATA CODES 31-39)	Technical, automated equipment failure(IATA CODES 41-48)	Operations , crew(IATA CODES 61-69)	Reactionary reasons (IATA CODES 91-97)	Airport Facilites (IATA CODES - 87,89)	Airport Security (IATA CODES 85)	Destination airport below minima (IATA CODES 72)	Departure aerodrome Below minima (IATA CODES 71)	ATFM(IATA CODES 81-84)	IATA CODE-99
AI	559	508	51	91%	9%	2	1	3	14	2	1	2	19	5	0	2
G8	296	288	8	97%	3%	0	0	0	1	0	3	0	1	3	0	0
6E	1058	1007	51	95%	5%	4	0	3	6	5	4	0	14	15	0	0
9W&S2	497	459	38	92%	8%	4	0	3	14	3	3	0	3	6	0	2
UK	199	192	7	96%	4%	2	0	1	1	0	0	0	0	3	0	0
SG	386	339	47	88%	12%	3	1	16	6	8	6	0	0	7	0	0
I5	71	64	7	90%	10%	1	0	3	1	1	0	0	1	0	0	0
Total	3066	2857	209	93%	7%	16	2	29	43	19	17	2	38	39	0	4

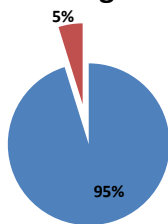
Air India



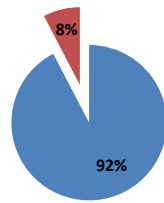
Go air



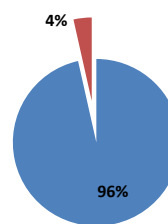
Indigo



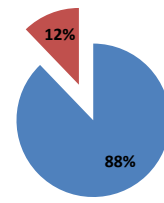
Jet Airways



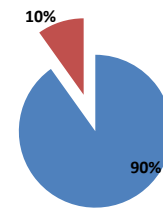
Vistara



Spicejet



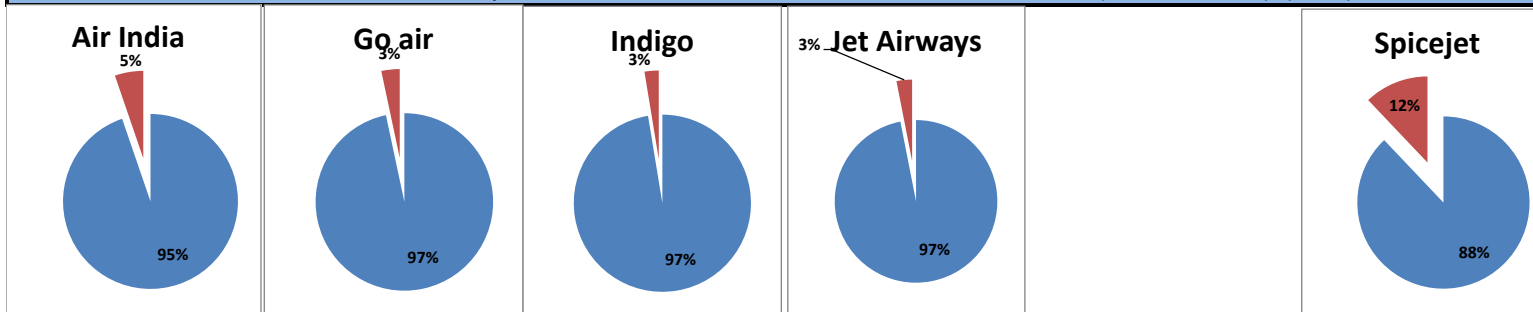
Air Asia



On time percentage

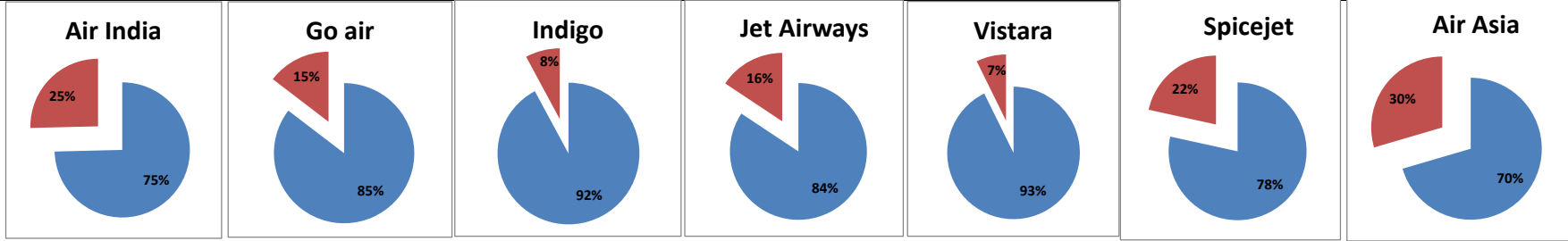
Delay percentage

Airport Name :- DELHI INTERNATIONAL AIRPORT PVT LIMITED. - November'15(Period :- 0300-0859) - {Arrival}



Airport Name :- DELHI INTERNATIONAL AIRPORT PVT LIMITED. -November'15(Period :- 0900-1459) - {Departure}

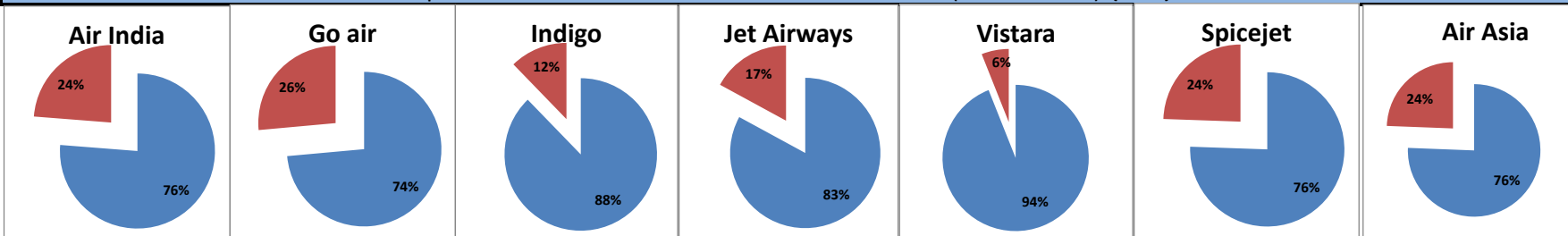
Airline	Total Departures	Flights ontime (STD +/- 15 Min)	Flights Delayed (STD +/- 15 Min)	% On time	% delayed	Airline					Airport		Weather		ATC	Miscellaneous
						Passenger & baggage handling (IATA CODES 11-18)	Aircraft & Ramp Handling (IATA CODES 31-39)	Technical, automated equipment failure(IATA CODES 41-48)	Operations , crew(IATA CODES 61-69)	Reactionary reasons (IATA CODES 91-97)	Airport Facilities (IATA CODES - 87,89)	Airport Security (IATA CODES 85)	Destination airport below minima (IATA CODES 72)	Departure aerodrome Below minima (IATA CODES 71)	ATFM(IATA CODES 81-84)	IATA CODE-99
AI	772	576	196	75%	25%	17	2	15	33	122	0	1	3	3	0	0
G8	267	228	39	85%	15%	1	0	0	2	33	1	0	2	0	0	0
6E	1042	960	82	92%	8%	5	1	2	9	53	7	0	3	0	0	2
9W&S2	951	802	149	84%	16%	10	0	4	17	91	12	0	7	5	0	3
UK	151	140	11	93%	7%	2	0	1	1	5	2	0	0	0	0	0
SG	371	291	80	78%	22%	2	0	14	5	54	2	0	2	0	0	1
I5	44	31	13	70%	30%		0	0	1	12	0	0	0	0	0	0
Total	3598	3028	570	84%	16%	37	3	36	68	370	24	1	17	8	0	6



On time percentage

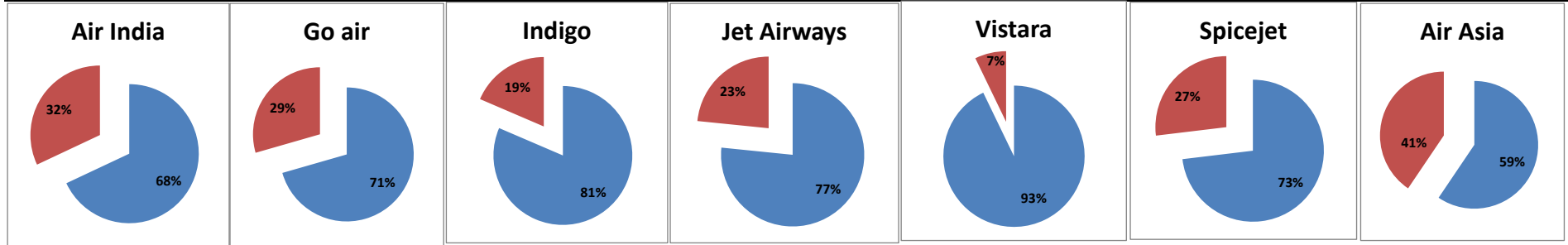
Delay percentage

Airport Name :- DELHI INTERNATIONAL AIRPORT PVT LIMITED. - November'15(Period :- 0900-1459) - {Arrival}



Airport Name :- DELHI INTERNATIONAL AIRPORT PVT LIMITED. - November'15(Period :- 1500-2059) - {Departure}

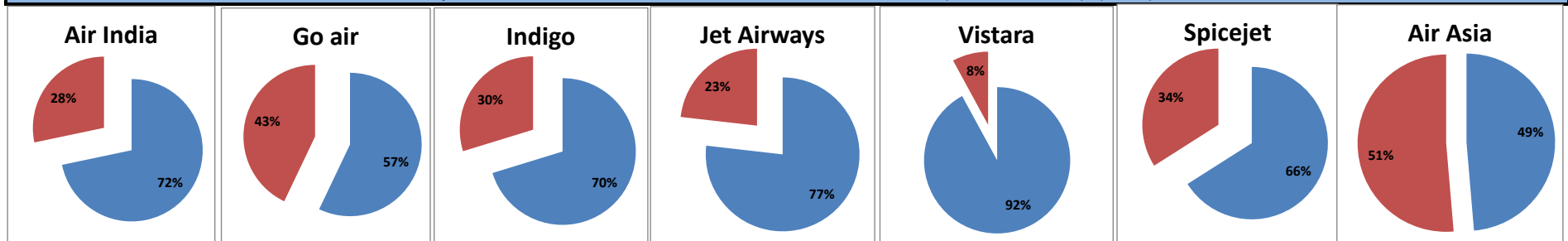
Airline	Total Departures	Flights ontime (STD +/- 15 Min)	Flights Delayed (STD +/- 15 Min)	% On time	% delayed	Airline					Airport		Weather		ATC	Miscellaneous	
						Passenger & baggage handling (IATA CODES 11-18)	Aircraft & Ramp Handling (IATA CODES 31-39)	Technical, automated equipment failure(IATA CODES 41-48)	Operations , crew(IATA CODES 61-69)	Reactionary reasons (IATA CODES 91-97)	Airport Facilities (IATA CODES - 87,89)	Airport Security (IATA CODES 85)	Destination airport below minima (IATA CODES 72)	Departure aerodrome Below minima (IATA CODES 71)	ATFM(IATA CODES 81-84)	IATA CODE-99	
AI	572	389	183	68%	32%	17	2	13	21	128	0	1	0	0	0	0	1
G8	292	206	86	71%	29%	0	0	1	6	75	4	0	0	0	0	0	0
6E	1078	878	200	81%	19%	4	0	2	5	178	11	0	0	0	0	0	0
9W&S2	842	645	197	77%	23%	9	0	1	7	169	11	0	0	0	0	0	0
UK	209	194	15	93%	7%	1	0	1	0	11	2	0	0	0	0	0	0
SG	420	307	113	73%	27%	0	2	5	6	94	6	0	0	0	0	0	0
I5	74	44	30	59%	41%	0	1	0	0	29	0	0	0	0	0	0	0
Total	3487	2663	824	76%	24%	31	5	23	45	684	34	1	0	0	0	0	1



On time percentage

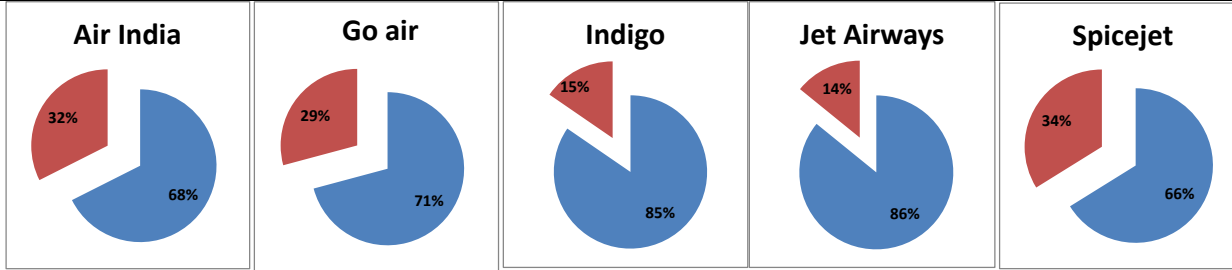
Delay percentage

Airport Name :- DELHI INTERNATIONAL AIRPORT PVT LIMITED. - November'15(Period :- 1500-2059) - {Arrival}



Airport Name :- DELHI INTERNATIONAL AIRPORT PVT LIMITED. -November'15(Period :- 2100-0259) - {Departure}

Airline	Total Departures	Flights ontime (STD +/- 15 Min)	Flights Delayed (STD +/- 15 Min)	% On time	% delayed	Airline					Airport		Weather		ATC	Miscellaneous
						Passenger & baggage handling (IATA CODES 11-18)	Aircraft & Ramp Handling (IATA CODES 31-39)	Technical, automated equipment failure(IATA CODES 41-48)	Operations , crew(IATA CODES 61-69)	Reactionary reasons (IATA CODES 91-97)	Airport Facilites (IATA CODES - 87,89)	Airport Security (IATA CODES 85)	Destination airport below minima (IATA CODES 72)	Departure aerodrome Below minima (IATA CODES 71)	ATFM(IATA CODES 81-84)	IATA CODE-99
AI	37	25	12	68%	32%	1	0	0	1	10	0	0	0	0	0	0
G8	48	34	14	71%	29%	0	0	0	0	14	0	0	0	0	0	0
6E	240	203	37	85%	15%	0	0	0	1	34	1	0	0	0	0	1
9W&S2	205	176	29	86%	14%	1	0	0	6	22	0	0	0	0	0	0
UK	0	0	0	0%	0%	0	0	0	0	0	0	0	0	0	0	0
SG	65	43	22	66%	34%	0	0	2	0	20	0	0	0	0	0	0
I5	0	0	0	0%	0%	0	0	0	0	0	0	0	0	0	0	0
Total	595	481	114	81%	19%	2	0	2	8	100	1	0	0	0	0	1



On time percentage

Delay percentage

Airport Name :- DELHI INTERNATIONAL AIRPORT PVT LIMITED. - November'15(Period :- 2100-0259) - {Arrival}

