



DELHI INDIRA GANDHI
INTERNATIONAL AIRPORT



ANNUAL REPORT 2021-22





DELHI INTERNATIONAL AIRPORT LIMITED

ANNUAL REPORT FOR THE FINANCIAL YEAR 2021-2022

S. No.	Content
1.	Directors' Report
2.	Management Discussion and Analysis Report
3.	Annexures of Directors' Report
4.	Independent Auditors Report on Standalone Financial Statements (Ind AS)
5.	Standalone Financial Statements (Ind AS)
6.	Independent Auditors Report on Consolidated Financial Statements
7.	Consolidated Financial Statements (Ind AS)

**BOARD OF DIRECTORS OF DELHI INTERNATIONAL AIRPORT LIMITED
AS ON MARCH 31, 2022**

S. No.	Name of the Director	Designation
1.	Mr. G.M. Rao	Executive Chairman
2.	Mr. G.B.S. Raju	Managing Director
3.	Mr. Indana Prabhakara Rao	Executive Director
4.	Mr. Kada Narayana Rao	Whole-time Director
5.	Mr. Grandhi Kiran Kumar	Director
6.	Mr. Srinivas Bommidala	Director
7.	Mr. Philippe Pascal	Director
8.	Mr. Regis Lacote	Director
9.	Mr. Anil Kumar Pathak	Director
10.	Ms. Rubina Ali	Director
11.	Mr. Kakatkar Vinayak Rao	Director
12.	Ms. Siva Kameswari Vissa	Independent Director
13.	Dr. Mundayat Ramachandran	Independent Director
14.	Mr. Amarthaluru Subba Rao	Independent Director
15.	Dr. Emandi Sankara Rao	Independent Director
16.	Ms. Denitza Weismantel	Director
17.	Mr. Matthias Engler	Alternate Director to Ms. Denitza Weismantel

Corporate Information				
Chief Executive Officer (KMP)	Chief Financial Officer (KMP)	Company Secretary and Compliance Officer (KMP)	Statutory Auditors	
Mr. Videh Kumar Jaipuriar	Mr. Hari Nagrani	Mr. Abhishek Chawla	Walker Chandiok & LLP Address: 21 st Floor, DLF Square, Jacaranda Marg, DLF Phase-II, Gurugram, Haryana – 122002, India	K.S. Rao & Co. Address: 2 nd Floor, 10/2 Khivraj Mansion, Kasturba Road, Bengaluru – 560001, India
Company Details		Secretarial Auditors	Cost Auditors	
Reg. Office: New Udaan Bhawan, Opposite Terminal-3, Indira Gandhi International Airport, New Delhi – 110037 CIN: U63033DL2006PLC146936 Email: Abhishek.chawla@gmrgroup.in		Maneesh Gupta Company Secretary Address: 74, Janpath, New Delhi – 110001 18/15, Shakti Nagar, Delhi – 110007 Email: guptamaneeshcs@gmail.com	M/s. Narasimha Murthy & Co., Cost Accountants (Firm Registration No. 000042) Address: 3-6-365, 104 and 105, Pavani Estate, Y V Rao Mansion Himayath Nagar, Hyderabad - 500 029, Telangana Email: chnr.nmc@gmail.com	
Bankers		Registrar & Transfer Agent	Debenture Trustee	
ICICI Bank Limited Axis Bank Limited Union Bank of India Deutsche Bank JP Morgan Yes Bank HSBC Bank Citi Bank Standard Chartered Bank		Integrated Registry Management Services Private Limited Address: No. 30 Ramana Residency, 4 th Cross Sampige Road, Malleswaram, Bengaluru - 560 003 Tel No. (080) 23460815-818 Fax No: (080) 23460819 SEBI Registration Number: INR000000544 CIN: U74900TN2015PTC101466 Email: alpha123information@gmail.com	Axis Trustee Services Limited Address: Axis House, Bombay Dyeing Mills Compound, Pandurang Budhkar Marg, Worli, Mumbai – 400 025 Tel No. +91-22-62300451 Fax No: +91-22-43253000 SEBI Registration Number: IN0000000494 CIN: U74999MH2008PLC182264 Email: debenturetrustee@axistrustee.in	
Bond Trustee				
Citicorp International Limited Address: 39 th Floor, Champion Tower, Three Garden Road, Central Hong Kong Fax No: +852.2323.0279 Email: kathy.lau@citi.com				

DIRECTORS' REPORT 2021-2022

Dear Members,

The Board of Directors ["Board"] are pleased to present the 16th Annual Report ["Report"] on Business and Operations along with the Audited Financial Statements (standalone and consolidated) of the Company for the financial year ended March 31, 2022 along with Auditors' Report thereon. This Directors' Report, read with the Management Discussion and Analysis [MDA] report includes the details of company's financials, business performance and initiatives taken by the Company.

STATE OF THE COMPANY'S AFFAIRS:

FINANCIAL PERFORMANCE ON STANDALONE BASIS:

Particulars	31-March-22	31-March-22	31-March-21	31-March-21
	(INR/crores)	(USD Mn)	(INR/crores)	(USD Mn)
Revenue from Operations	2914.07	384.48	2,423.47	331.48
Other Income	143.27	18.90	98.60	13.49
Total Revenue	3057.34	403.38	2,522.07	344.97
Annual fee to AAI	192.70	25.42	338.12	46.25
Employee benefits expense	228.45	30.14	213.33	29.18
Depreciation and Amortization	588.29	77.62	568.85	77.81
Finance Cost	862.48	113.79	696.09	95.21
Other expenses	779.22	102.81	1,188.82	162.61
Total Expenses	2651.14	349.79	3,005.21	411.06
(Loss) / Profit before exceptional items	406.20	53.59	(483.14)	(66.09)
Exceptional items	378.43	49.93	-	-
(Loss) / Profit before taxation	27.77	3.66	(483.14)	(66.09)
Total tax (credit)	10.09	1.33	(165.73)	(22.67)
(Loss) / Profit before taxation	17.68	2.33	(317.41)	(43.42)
Other comprehensive income for the year	(198.97)	(26.25)	129.77	17.75
Total Comprehensive (loss)/ Income for the year	(181.29)	(23.92)	(187.64)	(25.67)
Earnings Per Share (in INR)				
- Basic and Diluted	0.07	-	(1.30)	-

[Note: Exchange Rate for March 31, 2022 is 1 USD = INR 75.793 and for March 31, 2021 is 1 USD = INR73.11 (Source: Foreign Exchange Dealers' Association of India)]

REVENUE AND PROFIT ON STANDALONE BASIS:

During the financial year ended March 31, 2022, your Company has recorded a total Revenue of INR 3057.34 Crore as against INR 2,522.07 Crore in the corresponding previous financial year, being increase of 21.22%.

Further, your Company has also recorded the Profit After Tax [PAT] of INR 17.68 Crore for the financial year ended March 31, 2022, against the loss after Tax of INR 317.41 Crore in the corresponding previous financial year ended March 31, 2021.

The above said increase in PAT is mainly due to increase in revenue as a result of increase in passenger traffic post business recovery from COVID-19.

FINANCIAL PERFORMANCE ON CONSOLIDATED BASIS:

Particulars	31-March-22	31-March-22	31-March-21	31-March-21
	(INR/crores)	(USD Mn.)	(INR/crores)	(USD Mn.)
Revenue from Operations	2914.07	384.48	2423.47	331.48
Other Income	93.27	12.31	71.22	9.74
Total Revenue (I)	3007.34	396.78	2,494.69	341.22
Annual fee to AAI	192.70	25.42	338.12	46.25
Employee benefits expense	228.45	30.14	213.33	29.18
Depreciation and Amortization	588.29	77.62	568.85	77.81
Finance Cost	862.48	113.79	696.09	95.21
Other expenses	779.22	102.81	1,188.82	162.61
Total Expense (II)	2651.14	349.79	3,005.21	411.05
(Loss)/Profit before share of profit of associates and joint ventures and tax [(I)-(II)]	356.20	47.00	(510.52)	(69.83)
Exceptional Items	396.66	52.33	-	
Loss before share of Profit /(loss) of associates and joint ventures ,exceptional items and tax	(40.46)	(5.34)	(510.52)	(69.83)
Share of profit of associates and joint ventures	116.49	15.37	(8.82)	(1.21)
(Loss)/Profit before taxation	76.03	10.03	(519.34)	(71.04)

Total tax expense / (credit)	(80.66)	(10.64)	(176.18)	(24.10)
(Loss)/Profit for the year	156.69	20.67	(343.16)	(46.94)
Other Comprehensive Income				
A) Items that will not be reclassified to profit or loss in subsequent periods				
Re-measurement gains on defined benefit plans	(0.12)	(0.02)	0.91	0.12
Income tax effect	-	-	(0.32)	(0.04)
B) Items that will be reclassified to profit or loss in subsequent periods				
Net movement of cash flow hedges	(198.85)	(26.24)	198.72	27.18
Income tax effect	-	-	(69.54)	(9.51)
Share of other comprehensive (loss) of associate and joint venture	(0.14)	(0.02)	0.23	0.03
Total Other Comprehensive Income/(Loss) for the year (net of tax)(A+B)	(199.11)	(26.27)	130.00	17.78
Total Comprehensive loss for the year (net of tax)	(42.42)	(5.60)	(213.16)	(29.16)
Earnings Per Share (in Rs)				
- Basic and Diluted	0.64	-	(1.40)	-

[Note: Exchange Rate for March 31, 2022 is 1 USD = INR 75.793 and for March 31, 2021 is 1 USD = INR 73.11
(Source: Foreign Exchange Dealers' Association of India)]

REVENUE AND PROFIT ON CONSOLIDATED BASIS:

The consolidated revenue has increased by ~20.55 %, from INR 2,494.69 crores approx. in FY 2020-2021 to INR 3,007.34 in FY 2021-2022.

PERFORMANCE AND FINANCIAL POSITION OF THE SUBSIDIARIES, JOINT VENTURES AND ASSOCIATES:

The following are the highlights of the performance and financial position of the subsidiaries, joint ventures and associates and their contribution to the overall performance of the Company during the period of this Report.

(i) SUBSIDIARIES:

The Board of Directors of the Company had approved the strike off of its Subsidiary Company i.e. Delhi Aerotropolis Private Limited (DAPL), in its board meeting held on February 11, 2020. Pursuant to this, the Board of Directors of DAPL, in its meeting held on June 05, 2020 have approved the filing of application with the Registrar of Companies (ROC) for strike off. The application had been filed with the ROC on August 11, 2020 and the approval for strike off was received from ROC on December 09, 2021.

Accordingly, DAPL ceased to be a subsidiary of the Company w.e.f. December 09, 2021.

Your Company does not have any subsidiary as on March 31, 2022.

(ii) JOINT VENTURES AND ASSOCIATES:

Your Company is a Joint Venture (JV) Partner in the Special Purpose Vehicles (SPVs) formed by the successful bidders in key business areas like Duty Free, Cargo, Food & Beverage, Vehicle Parking Facilities, Fuel Farm, Advertisement and Bridge Mounted Equipment.

The performance and financial position of the JVs and Associates during financial year 2021-2022 are as follows:

(INR Crore)									
S. No.	Name of Joint Venture Company/ Associates	Total Share Capital	Reserves and Surplus	Total Assets	Total Liabilities	Turnover/ Total Income	Profit Before Taxation	Profit after Taxation	% of Equity Shareholding of DIAL
1	Celebi Delhi Cargo Terminal Management India Private Limited	112	181.73	550.14	255.16	593.33	128.41	95.66	26.00%
2	Delhi Aviation Fuel Facility Private Limited	164	79.24	670.23	426.99	76.80	(6.65)	(5.33)	26.00%
3	Travel Food Services (Delhi T3) Private Limited	14	2.29	41.18	24.89	82.23	0.65	0.49	40.00%

4	Delhi Duty Free Services Private Limited	80	390.09	720.54	250.45	678.62	66.33	188.34	49.90%
5	TIM Delhi Airport Advertisement Private Limited	18.48	61.41	139.71	59.82	179.56	3.23	2.27	49.90%
6	Delhi Airport Parking Services Private Limited	81.44	(15.89)	163.47	97.92	86.53	(5.19)	(4.91)	49.90%
7	Delhi Aviation Services Private Limited	25	18.46	50.08	6.63	54.99	9.21	3.93	50.00%
8	GMR Bajoli Holi Hydro Power Private Limited	538	(250.91)	3480.28	3193.18	0.32	(5.3)	(383.21)	20.14%
9.	DIGI Yatra Foundation	0.001	(0.77)	0.00	0.77	-	(0.12)	(0.12)	22.20%

During the year under review, there is no change in the business of the Company, any of its above-mentioned Joint Ventures and Associates. In the case of Delhi Aviation Services Private Limited, the concession agreement for providing Bridge Mounted Equipment (BME) services to the Company at Indira Gandhi International Airport, New Delhi had expired on March 31, 2022.

Further, due to inordinate delay in commencement of operation in GMR Bajoli Holi Hydropower Private Limited and basis the valuation report of the external valuer as at March 31, 2022, the Company has created a provision for diminution in its investment in GMR Bajoli Holi Private Limited for INR 51.60 crores.

There are no new companies which have become or ceased to be JV and Associates during the financial year under review.

Further, after the end of financial year under review till the date of this Report, the shareholding of the Company in Digi Yatra Foundation reduced from 22.20 % to 14.80 % on June 14, 2022.

Further, a statement containing the salient features of the Financial Statements of subsidiaries, associate companies or joint ventures in the prescribed form AOC-1 under the provisions of the Companies Act, 2013 is enclosed as **Annexure - A** to this Report.

DIVIDEND & APPROPRIATIONS:

Since your Company is in expansion stage, hence, your Company has not proposed any dividend and necessary amount has been transferred to reserves.

SENIOR SECURED FOREIGN CURRENCY NOTES 2022, 2026 and 2029 LISTED WITH SINGAPORE STOCK EXCHANGE:

Issued on	Amount (US\$ Mn.)	Coupon	ISIN	Due	Remarks
February 03, 2015	288.75	6.125%	XS1165980274	February 2022	Repaid on February 04, 2022
October 31, 2016	522.60	6.125%	ISIN number USY2R27RAB56 and US246725AB18 under Regulation S and Rule 144A respectively.	October 2026	-
June 04, 2019	350	6.45%	ISIN number USY2R40TAB40 and US246724AA69 under Regulation S and Rule 144A respectively.	June 2029	-
February 25, 2020 [Tapping]	150	6.45%	Same as above.	June 2029	-
Total	1311.35				

During the financial year under review, the interest (half yearly) and/or principal, as applicable, on such aforementioned Senior Secured Foreign Currency Notes issued by the Company was paid by the Company on their determined due dates.

NON-CONVERTIBLE DEBENTURES:

A. SENIOR, UNLISTED AND REDEEMABLE NON-CONVERTIBLE DEBENTURES DUE 2025:

During the financial year ended March 31, 2021, your Company has raised INR 32.57 billion by issuing Non-Convertible Debentures (NCDs) (ISIN: INE657H07011) at an interest rate of 10.964 %, due in 2025. The NCDs are un-listed and are subscribed by India Airport Infra (formerly “Cliffon Limited”) [a Foreign Portfolio Investor registered under Securities and Exchange Board of India]. The proceeds from the NCDs were utilized to refinance the outstanding debt of around USD 288.75 Mn due in FY 2022 and to partly finance the Phase 3A Expansion.

During the financial year under review, the half yearly interest on such NCDs issued by the Company was paid on their determined due dates.

B. UNSECURED (FOR THE PURPOSES OF COMPANIES ACT, 2013 AND APPLICABLE SEBI REGULATIONS), LISTED, RATED, REDEEMABLE, NON-CONVERTIBLE DEBENTURES DUE 2027:

Post closure of the financial year 2021-2022 till the date of this Report, your Company has raised INR 1,000 crores in June, 2022 by issuing unsecured (for the purposes of Companies Act, 2013 and applicable SEBI regulations), listed, rated, redeemable, Non-Convertible Debentures (NCDs), (ISIN: INE657H08019) due in 2027. The coupon rate on the NCDs are 9.52% p.a. payable monthly (until 36 months from date of allotment) and 9.98% p.a. payable monthly (from 37 months until 60 months from the date of allotment). The NCDs got listed on BSE Limited on June 23, 2022 and were initially subscribed by Barclays Bank PLC, Aseem Infrastructure Finance Limited and Aditya Birla Finance Limited. The proceeds from the NCDs will be utilized to partly finance the Phase 3A Expansion.

Further, on September 7, 2021, Securities and Exchange Board of India (SEBI) has amended the SEBI (Listing Obligations and Disclosure Requirements) Regulations, 2015 (“Listing Regulations”) by introducing the concept of “High Value Debt Listed Entity” to mean a listed entity that has an outstanding value of listed Non-Convertible Debt Securities (“NCDs”) of Rupees 500 Crore and above as on March 31, 2021. Basis the said threshold, pursuant to the listing of aforementioned NCDs, the Company qualified to be a High Value Debt Listed (HVDL) Entity, pursuant to which certain regulations would be applicable on the Company on a ‘comply or explain’ basis till March 31, 2023.

The Company would comply with the SEBI (Listing Obligations and Disclosure Requirements) Regulations, 2015 and other applicable statutes and transactional documents.

Axis Trustee Services Limited is the Debenture Trustee for the Non-Convertible Debentures issued by the Company by way of private placement. Further, Integrated Registry Management Services Private Limited acts as the Registrar and Share Transfer Agent of the Company.

The Debentures have been rated “ICRA A+” with Stable outlook by ICRA Limited and “IND A+” with Stable outlook by India Ratings.

REGULATORY:

Airports Economic Regulatory Authority (AERA) has issued order no. 57/2020-21 for third control period on December 30, 2020 allowing the Company to continue with BAC+10% tariff for the balance period of third control period plus compensatory tariff in lieu of Fuel Throughput Charges. AERA has allowed the Company to levy compensatory tariff in lieu of Fuel Throughput Charges on ticket issued on or after February 01, 2021 at the rate of Rs. 65.98 per embarking passenger up till March 31, 2021 and Rs. 53.00, Rs 52.56 and Rs 51.97 for FY 2022, FY 2023 and FY 2024 respectively.

The Company in respect of Telecom Disputes Settlement and Appellate Tribunal (TDSAT) order dated April 23, 2018 in the matter of Company’s appeal no. 10/2012 for first control period

filed a limited appeal at Hon'ble Supreme Court. Company's appeal against the second control period is pending before the TDSAT and the same is still to be heard. Company expects favorable outcomes from both the appeals.

Further, Company had also filed an appeal against some of AERA's decision in control period 3 order no. 57/2020-21 on January 29, 2021 with TDSAT. The appeal is still to be heard at TDSAT. The Authority has not provided due consideration on the rights provided in the concession agreement of the Company and the same will be taken up with Authority appropriately.

BOARD COMMITTEES:

A. AUDIT COMMITTEE:

Your Company, in compliance with the provisions of Section 177 of the Companies Act, 2013 ("Act") read with rules made thereto has a duly constituted Audit Committee. The composition of the Audit Committee of the Board as on March 31, 2022, was as under:

S. No.	Name of Members	Category of Director	Chairman/ Member
1	Mr. Indana Prabhakara Rao	Executive Director	Chairman
2	Ms. Denitza Weismantel	Director	Member
3	Mr. Anil Kumar Pathak	Director	Member
4	Dr. M. Ramachandran	Independent Director	Member
5	Ms. V. Siva Kameswari	Independent Director	Member
6	Mr. Subba Rao Amarthaluru [#]	Independent Director	Member
7	Dr. Emandi Sankara Rao [#]	Independent Director	Member

Mr. Philippe Pascal, Observer.

[#] appointed as a member of the committee with effect from October 12, 2021.

During the financial year under review, the following changes took place in the Audit Committee:

1. Mr. Gunuputi Subba Rao [DIN: 00064511] ceased to be the chairman and member of the Audit Committee of the Company with effect from close of business hours of May 24, 2021;
2. Mr. R.S.S.L.N. Bhaskarudu [DIN: 00058527] ceased to be an Independent Director and Member of the Audit Committee of the Company, owing to the expiry of his 2nd term as an Independent Director w.e.f. September 20, 2021.
3. Mr. N.C. Sarabeswaran [DIN: 00167868] ceased to be an Independent Director and Member of the Audit Committee of the Company, owing to the expiry of his 2nd term as an Independent Director w.e.f. September 20, 2021.

During the financial year under review, the Board of Directors has accepted all the recommendations of the Audit Committee.

Post closure of the financial year 2021-2022, the Non-Convertible Debentures of the Company was listed on BSE Limited on June 23, 2022, consequently the Company is required to comply

with the applicable provisions of Securities and Exchange Board of India (Listing Obligations and Disclosure Requirements) Regulations, 2015 [“Listing Regulations”].

Accordingly, in view of the applicability of Regulation 18 of Listing Regulations, required changes were made in the composition of Audit Committee and the composition of the Committee with effect from close of business hours of July 29, 2022 is as under:

S. No.	Name of Members	Category of Director	Chairman/ Member
1	Mr. Amarthaluru Subba Rao	Independent Director	Chairman
2	Mr. Indana Prabhakara Rao	Executive Director	Member
3	Ms. Denitza Weismantel	Director	Member
4	Mr. Anil Kumar Pathak	Director	Member
5	Ms. Vissa Siva Kameswari	Independent Director	Member
6	Dr. M. Ramachandran	Independent Director	Member
7	Dr. Emandi Sankara Rao	Independent Director	Member

TERMS OF REFERENCE OF AUDIT COMMITTEE:

Pursuant to the approval of the Board of Directors of Delhi International Airport Limited [DIAL / Company], and pursuant to the provisions of the Companies Act, 2013 (the “Act”), and the applicable provisions of Securities and Exchange Board of India (Listing Obligations and Disclosure Requirements) Regulations, 2015 [“Listing Regulations”], as applicable, following are the Terms of Reference [“ToR”]/ Role of the Audit Committee [“AC”] of the Board of Directors of the Company:

S. No.	Terms of Reference
1	oversight of the Company’s financial reporting process and the disclosure of its financial information to ensure that the financial statement is correct, sufficient and credible;
2	recommendation for appointment, remuneration and terms of appointment of auditors of the Company;
3	approval of payment to statutory auditors for any other services rendered by the statutory auditors;
4	<p>Reviewing/ examining with the management, the annual financial statements and auditor's report thereon before submission to the board for approval, with particular reference to:</p> <ul style="list-style-type: none"> i. matters required to be included in the director’s responsibility statement to be included in the board’s report in terms of clause (c) of sub-section (3) of Section 134 of the Companies Act, 2013; ii. changes, if any, in accounting policies and practices and reasons for the same; iii. major accounting entries involving estimates based on the exercise of judgment by management; iv. significant adjustments made in the financial statements arising out of audit findings; v. compliance with listing and other legal requirements relating to financial statements; vi. disclosure of any related party transactions;

	vii. modified opinion(s) in the draft audit report;
5	reviewing, with the management, the quarterly financial statements before submission to the board for approval;
6	reviewing, with the management, the statement of uses / application of funds raised through an issue (public issue, rights issue, preferential issue, etc.), the statement of funds utilized for purposes other than those stated in the offer document / prospectus / notice and the report submitted by the monitoring agency monitoring the utilisation of proceeds/ end use of funds of a public issue/ offer or rights issue and related matters, and making appropriate recommendations to the board to take up steps in this matter;
7	reviewing and monitoring the auditor's independence and performance, and effectiveness of audit process;
8	approval or any subsequent modification of transactions of the Company with related parties;
9	scrutiny of inter-corporate loans and investments;
10	valuation of undertakings or assets of the Company, wherever it is necessary;
11	evaluation of internal financial controls and risk management systems;
12	reviewing, with the management, performance of statutory and internal auditors, adequacy of the internal control systems;
13	reviewing the adequacy of internal audit function, if any, including the structure of the internal audit department, staffing and seniority of the official heading the department, reporting structure coverage and frequency of internal audit;
14	discussion with internal auditors of any significant findings and follow up there on;
15	reviewing the findings of any internal investigations by the internal auditors into matters where there is suspected fraud or irregularity or a failure of internal control systems of a material nature and reporting the matter to the board;
16	discussion with statutory auditors before the audit commences, about the nature and scope of audit as well as post-audit discussion to ascertain any area of concern;
17	to look into the reasons for substantial defaults in the payment to the depositors, debenture holders, shareholders (in case of non-payment of declared dividends) and creditors;
18	to review the functioning of the Vigil Mechanism/ Whistle Blower policy.
19	approval of appointment of chief financial officer after assessing the qualifications, experience and background, etc. of the candidate;
20	Carrying out any other function as is mentioned in these terms of reference of the audit committee.
21	reviewing the utilization of loans and/ or advances from/investment by the holding company in the subsidiary exceeding rupees 100 crore or 10% of the asset size of the subsidiary, whichever is lower including existing loans / advances / investments existing as on the date of coming into force of this provision.
22	consider and comment on rationale, cost-benefits and impact of schemes involving merger, demerger, amalgamation etc., on the Company and its shareholders.
23	The audit committee shall mandatorily review the following information: i. the management discussion and analysis of financial condition and results of operations.

	<p>ii. the management letters / letters of internal control weaknesses issued by the statutory auditors.</p> <p>iii. the internal audit reports relating to internal control weaknesses.</p> <p>iv. the appointment, removal and terms of remuneration of the chief internal auditor shall be subject to review by the audit committee.</p> <p>v. statement of deviations:</p> <p>(a) quarterly statement of deviation(s) including report of monitoring agency, if applicable, submitted to stock exchange(s) in terms of Regulation 32(1).</p> <p>(b) annual statement of funds utilized for purposes other than those stated in the offer document/prospectus/notice in terms of Regulation 32(7).</p>
24	<p>the Audit Committee may make omnibus approval for related party transactions proposed to be entered into by the company subject to such conditions as may be prescribed under the provisions of the Act and Listing Regulations.</p> <p>in case of transaction, other than transactions referred to in section 188 of the Act, and where Audit Committee does not approve the transaction, it shall make its recommendations to the Board:</p> <p>in case any transaction involving any amount not exceeding one crore rupees is entered into by a director or officer of the company without obtaining the approval of the Audit Committee and it is not ratified by the Audit Committee within three months from the date of the transaction, such transaction shall be voidable at the option of the Audit Committee and if the transaction is with the related party to any director or is authorised by any other director, the director concerned shall indemnify the company against any loss incurred by it.</p>
25	Any other matter as may be referred by the Board from time to time and as may be required by the Companies Act, 2013 and Listing Regulations, as amended from time to time or under any other applicable law or statute.

B. NOMINATION AND REMUNERATION COMMITTEE:

Your Company, in compliance with Section 178 of the Companies Act, 2013 ["ACT"] read with rules made thereto has a duly constituted Nomination and Remuneration Committee. The composition of the Nomination and Remuneration Committee of the Board of Directors as on March 31, 2022, was as under:

S. No.	Name of Members	Category of Director	Chairman/ Member
1	Mr. Grandhi Kiran Kumar	Director	Chairman
2	Ms. Denitza Weismantel	Director	Member
3	Ms. Rubina Ali	Director	Member
4	Mr. Subba Rao Amarthaluru [#]	Independent Director	Member
5	Dr. Emandi Sankara Rao [#]	Independent Director	Member
6	Dr. M. Ramachandran	Independent Director	Member
7	Ms. V. Siva Kameswari	Independent Director	Member
8	Mr. Regis Lacote	Director	Member

[#] appointed as a member of the committee with effect from October 12, 2021.

Further, during the financial year under review, the following changes took place in the Nomination and Remuneration Committee:

1. Mr. Gunuputi Subba Rao [DIN: 00064511] ceased to be the chairman and member of the Nomination and Remuneration Committee of the Company with effect from close of business hours of May 24, 2021;
2. Mr. R.S.S.L.N. Bhaskarudu [DIN: 00058527] ceased to be an Independent Director and Member of the Nomination and Remuneration Committee of the Company, owing to the expiry of his 2nd term as an Independent Director w.e.f. September 20, 2021.
3. Mr. N.C. Sarabeswaran [DIN: 00167868] ceased to be an Independent Director and Member of the Nomination and Remuneration Committee of the Company, owing to the expiry of his 2nd term as an Independent Director w.e.f. September 20, 2021.

Post closure of the financial year 2021-22, the Non-Convertible Debentures of the Company was listed on BSE Limited on June 23, 2022, consequently the Company is required to comply with the applicable provisions of Securities and Exchange Board of India (Listing Obligations and Disclosure Requirements) Regulations, 2015 [“Listing Regulations”].

Accordingly, in view of the applicability of Regulation 19 of Listing Regulations, required changes were made in the composition of Nomination and Remuneration Committee and the composition of the Committee with effect from close of business hours of July 29, 2022 is as under:

S. No.	Name of Members	Category of Director	Chairman/ Member
1	Dr. M. Ramachandran	Independent Director	Chairman
2	Mr. Grandhi Kiran Kumar	Director	Member
3	Ms. Denitza Weismantel	Director	Member
4	Ms. Rubina Ali	Director	Member
5	Ms. Vissa Siva Kameswari	Independent Director	Member
6	Mr. Amarthaluru Subba Rao	Independent Director	Member
7	Dr. Emandi Sankara Rao	Independent Director	Member
8	Mr. Regis Lacote	Director	Member

TERMS OF REFERENCE OF NOMINATION AND REMUNERATION COMMITTEE:

Pursuant to the approval of the Board of Directors of Delhi International Airport Limited [“DIAL / Company”], and pursuant to the provisions of the Companies Act, 2013 [the “Act”], and the applicable provisions of Securities and Exchange Board of India (Listing Obligations and Disclosure Requirements) Regulations, 2015 [“Listing Regulations”], as applicable, following are the Terms of Reference [“ToR”]/ Role of the Nomination and Remuneration Committee [“NRC”] of the Board of Directors of the Company:

S. no.	Terms of Reference
1	<p>formulation of the criteria for determining qualifications, positive attributes and independence of a director and recommend to the board of directors a policy relating to, the remuneration of the directors, key managerial personnel and other employees, after taking into consideration the following:</p> <ul style="list-style-type: none"> i. the level and composition of remuneration is reasonable and sufficient to attract, retain and motivate directors of the quality required to run the company successfully. ii. relationship of remuneration to performance is clear and meets appropriate performance benchmarks. iii. remuneration to directors, key managerial personnel and senior management involves a balance between fixed and incentive pay reflecting short and long-term performance objectives appropriate to the working of the company and its goals.
2	<p>For every appointment of an independent director, the Nomination and Remuneration Committee shall evaluate the balance of skills, knowledge and experience on the Board and on the basis of such evaluation, prepare a description of the role and capabilities required of an independent director. The person recommended to the Board for appointment as an independent director shall have the capabilities identified in such description. For the purpose of identifying suitable candidates, the Committee may:</p> <ul style="list-style-type: none"> i. use the services of an external agencies, if required; ii. consider candidates from a wide range of backgrounds, having due regard to diversity; and iii. consider the time commitments of the candidates.
3	<p>formulation of criteria/ specify the manner for effective evaluation of performance of Board of Directors, its committees and individual directors including independent directors to be carried out either by the Board, by the Nomination and Remuneration Committee or by an independent external agency and review its implementation and compliance.</p>
4	<p>devising a policy on diversity of board of directors;</p>
5	<p>identifying persons who are qualified to become directors/ key managerial personnel and who may be appointed in senior management in accordance with the criteria laid down, and recommend to the board of directors their appointment and removal.</p>
6	<p>whether to extend or continue the term of appointment of the independent director, on the basis of the report of performance evaluation of independent directors.</p>
7	<p>recommend to the board, all remuneration, in whatever form, payable to senior management.</p>
8	<p>Any other matter as may be referred by the Board from time to time and as may be required by the Companies Act, 2013 and Listing Regulations, as amended from time to time or under any other applicable law or statute.</p>

C. SHARE ALLOTMENT, TRANSFER & GRIEVANCE COMMITTEE/ STAKEHOLDERS RELATIONSHIP COMMITTEE:

Your Company has a duly constituted Share Allotment, Transfer & Grievance Committee. The composition of the Share Allotment, Transfer & Grievance Committee of the Board as on March 31, 2022, was as under:

S. No.	Name of Members	Category of Director	Chairman/ Member
1	Mr. Grandhi Kiran Kumar	Director	Chairman
2	Ms. Denitza Weismantel	Director	Member
3	Mr. Anil Kumar Pathak	Director	Member
4	Mr. G.B.S. Raju	Managing Director	Member
5	Mr. K. Narayana Rao	Whole-time Director	Member

Post closure of the financial year 2021-22, the Non-Convertible Debentures of the Company was listed on BSE Limited on June 23, 2022, consequently the Company is required to comply with the applicable provisions of Securities and Exchange Board of India (Listing Obligations and Disclosure Requirements) Regulations, 2015 [“Listing Regulations”].

Accordingly, in view of the applicability of Regulation 20 of Listing Regulations, the name of the existing “Share Allotment, Transfer & Grievance Committee” of the Company changed to “Stakeholders Relationship Committee”. Further, required changes were also made in the composition of Stakeholders Relationship Committee and the composition of the Committee with effect from close of business hours of July 29, 2022 is as under:

S. No.	Name of Members	Category of Director	Chairman/ Member
1	Mr. Grandhi Kiran Kumar	Director	Chairman
2	Ms. Denitza Weismantel	Director	Member
3	Mr. Anil Kumar Pathak	Director	Member
4	Mr. G.B.S. Raju	Managing Director	Member
5	Mr. Kada Narayana Rao	Whole-time Director	Member
6	Mr. Amarthaluru Subba Rao	Independent Director	Member

TERMS OF REFERENCE OF STAKEHOLDERS RELATIONSHIP COMMITTEE:

Pursuant to the approval of the Board of Directors of Delhi International Airport Limited [“DIAL / Company”], and pursuant to the provisions of the Companies Act, 2013 [“Act”], and the applicable provisions of Securities and Exchange Board of India (Listing Obligations and Disclosure Requirements) Regulations, 2015 [“Listing Regulations”], as applicable, following are the Terms of Reference [“ToR”]/ Role of the Stakeholders Relationship Committee [“SRC”] of the Board of Directors of the Company:

S. no.	Terms of Reference
1	Resolving the grievances of the security holders of the Company including complaints related to transfer/ transposition/ transmission of shares, non-receipt of annual report, non-receipt of declared dividends, issue of new/ duplicate certificates, general meetings etc.
2	Review of measures taken for effective exercise of voting rights by shareholders.
3	Review of adherence to the service standards adopted by the Company in respect of various services being rendered by the Registrar & Share Transfer Agent.
4	Review of the various measures and initiatives taken by the Company for reducing the quantum of unclaimed dividends and ensuring timely receipt of dividend warrants/ annual reports/ statutory notices by the shareholders of the company.
5	To perform all functions relating to the interests of shareholders/ security holders/ investors of the Company as may be required by the provisions of the Companies Act, 2013, Listing Regulations and guidelines issued by any regulatory authority.
6	Any other matter as may be referred by the Board from time to time and as may be required by the Companies Act, 2013 and Listing Regulations, as amended from time to time or under any other applicable law or statute.

D. CORPORATE SOCIAL RESPONSIBILITY (CSR) COMMITTEE:

Your Company, in compliance with Section 135 of the Companies Act, 2013 read with rules made thereto has a duly constituted Corporate Social Responsibility (CSR) Committee. The composition of the CSR Committee of the Board as on March 31, 2022, was as under:

S. No.	Name of Members	Category of Director	Chairman/ Member
1	Dr. Emandi Sankara Rao [#]	Independent Director	Chairman
2	Mr. Indana Prabhakara Rao	Executive Director	Member
3	Mr. K. Narayana Rao	Whole-time Director	Member

[#] appointed as a member and Chairman of the CSR committee with effect from October 12, 2021.

The Chief Operating Officer, the Chief Human Resource Officer, Director-Community Services and Head – Environment, safety, health & Sustainability are permanent invitees to this Committee.

During the financial year under review, the following changes took place in the CSR Committee:

1. Mr. Gunuputi Subba Rao [DIN: 00064511] ceased to be a member of the CSR Committee of the Company with effect from close of business hours of May 24, 2021;
2. Mr. R.S.S.L.N. Bhaskarudu [DIN: 00058527] ceased to be an Independent Director, Member and Chairman of the CSR Committee of the Company, owing to the expiry of his 2nd term as an Independent Director w.e.f. September 20, 2021.

The CSR Committee has formulated and recommended to the Board, a Corporate Social Responsibility Policy indicating the activities to be undertaken by the Company, which has been approved by the Board.

As per the provisions of Section 135 of the Companies Act, 2013 and rules made thereunder, the annual report on CSR activities and initiatives of the Company for the financial year 2021-2022 is enclosed as **Annexure - B**.

TERMS OF REFERENCE OF CORPORATE SOCIAL RESPONSIBILITY (CSR) COMMITTEE:

Pursuant to the approval of the Board of Directors of Delhi International Airport Limited ["DIAL / Company"], and pursuant to the provisions of the Companies Act, 2013 ["Act"], and other applicable provisions, following are the Terms of Reference ["ToR"]/ Role of the Corporate Social Responsibility Committee ["CSR"] of the Board of Directors of the Company:

S. No.	Terms of Reference
1	Preparation of Corporate Social Responsibility Policy for the Company and to recommend the Board for its approval;
2	Recommendation of projects or programmes relating to activities to be undertaken by the Company as specified in Schedule VII of the Companies Act, 2013;
3	To recommend on CSR activities to be undertaken by the Company on its own or in collaboration with any registered trust / society or a company established under Section 25 of the Companies Act, 1956 or under Section 8 of the Companies Act, 2013;
4	Formulate and recommend to the Board, an annual action plan in pursuance of its CSR policy, which shall include the following, namely: <ul style="list-style-type: none"> i. the list of CSR projects or programmes to be undertaken in areas or subjects specified in Schedule VII of the Act; ii. the manner of execution of such projects or programmes; ii. the modalities of utilization of funds and implementation schedules for the projects or programmes; v. Monitoring and reporting mechanism for the projects or programmes; and v. Details of need and impact assessment, if any, for the projects undertaken by the Company;
5	To institute a transparent monitoring mechanism for implementation of the CSR projects or programs or activities undertaken by the Company or trust / society / company mentioned in point no (d)(iv);
6	To report periodically on the CSR activities of the Company to the Board and in the Board's report;
7	To seek expert advice on CSR activities of the Company that may be appropriate to discharge its responsibilities; and
8	To take up any other roles and responsibilities delegated by the Board from time to time.

E. RISK MANAGEMENT AND ENVIRONMENT, SOCIAL AND GOVERNANCE (ESG) COMMITTEE:

Post the closure of the financial year 2021-2022, the Non-Convertible Debentures of the Company was listed on BSE Limited on June 23, 2022, consequently the Company is required to comply with the applicable provisions of Securities and Exchange Board of India (Listing Obligations and Disclosure Requirements) Regulations, 2015 [“Listing Regulations”].

Accordingly, in view of the applicability of Regulation 21 of Listing Regulations, a Risk Management and Environment, Social and Governance (ESG) Committee (“Committee”) of the Company was constituted as per the following composition with effect from close of business hours of July 29, 2022:

S. No.	Name	Category	Designation
1	Mr. GBS Raju	Managing Director	Chairman
2	Mr. Amarthaluru Subba Rao	Independent Director	Member
3.	Mr. Indana Prabhakara Rao	Executive Director	Member
4.	Ms. Denitza Weismantel	Director	Member
5.	Mr. Videh Kumar Jaipuria	Chief Executive Officer	Member

TERMS OF REFERENCE OF RISK MANAGEMENT AND ENVIRONMENT, SOCIAL AND GOVERNANCE COMMITTEE:

Pursuant to the approval of the Board of Directors of Delhi International Airport Limited [DIAL / Company], and pursuant to the provisions of the Companies Act, 2013 [“Act”], and the applicable provisions of Securities and Exchange Board of India (Listing Obligations and Disclosure Requirements) Regulations, 2015 [“Listing Regulations”], as applicable, following are the Terms of Reference [“ToR”]/ Role of the Risk Management (RM) and Environment, Social & Governance (ESG) Committee of the Board of Directors of the Company:

S. no.	Terms of Reference
	<u>Under Risk Management</u>
1	To formulate a detailed risk management policy which shall include: <ul style="list-style-type: none"> i. A framework for identification of internal and external risks specifically faced by the Company, in particular including financial, operational, sectoral, sustainability (particularly, ESG related risks), information, cyber security risks or any other risk as may be determined by the Committee. ii. Measures for risk mitigation including systems and processes for internal control of identified risks. iii. Business continuity plan.
2	To ensure that appropriate methodology, processes and systems are in place to monitor and evaluate risks associated with the business of the Company;
3	To monitor and oversee/ review implementation of the risk management policy, including evaluating the adequacy of risk management systems/ plan;

4	To periodically review the risk management policy, at least once in two years, including by considering the changing industry dynamics and evolving complexity;
5	To keep the board of directors informed about the nature and content of its discussions, recommendations and actions to be taken;
6	The appointment, removal and terms of remuneration of the Chief Risk Officer (if any) shall be subject to review by the Risk Management Committee.
7	The Risk Management Committee shall coordinate its activities with other committees, in instances where there is any overlap with activities of such committees, as per the framework laid down by the board of directors.
8	Any other matter as may be referred by the Board from time to time and as may be required by the Companies Act, 2013 and Listing Regulations, as amended from time to time or under any other applicable law or statute.
<u>Under Environment, Social and Governance (ESG)</u>	
1	Oversee the development of and make recommendations to the Board regarding the Company's ESG policies, strategy, initiatives, priorities and best practices.
2	Oversee the effective implementation and adoption of ESG practices into the business.
3	Identify the relevant ESG matters that are likely to affect the business, operation, performance of the Company.
4	Identify opportunities related to ESG matters impacting the Company.
5	Monitor and review current and emerging ESG trends, key risks and stakeholder priorities.
6	Set appropriate strategic goals/targets related to ESG matters, road map to achieve those targets.
7	Oversee and review the Company's progress on ESG targets, initiatives and best practices.
8	Work in conjunction with the Risk Committee to oversee the identification and mitigation of risks relating to ESG matters.
9	Report to the Board on a periodic basis on ESG matters including Committee's reviews and assessments on ESG Matters and make appropriate recommendations.
10	Perform such other duties, tasks and responsibilities relevant to ESG matters as may be requested by the Board of Directors from time to time.
11	Any other matter as may be referred by the Board from time to time and as may be required by under any other applicable law or statute.

AUDITORS AND AUDITORS' REPORT:

M/s. Walker Chandiok & L.L.P and M/s. K.S. Rao & Co. are the Joint Statutory Auditors of the Company.

M/s. K.S. Rao & Co., Chartered Accountants (Firm Registration No. 003109S) were appointed as one of the Joint Statutory Auditors by the shareholders of the Company in their 11th Annual General meeting held on September 5, 2017, for a period of 5 years.

M/s. Walker Chandiok & L.L.P Chartered Accountants (Firm Registration No. 001076N/N500013) was appointed as one of the Joint Statutory Auditors by the shareholders of the Company in their 13th Annual General Meeting held on September 25, 2019, for a period of 5 years.

Since the first term of M/s. K.S. Rao & Co. as the Joint Statutory Auditors of the Company is coming to an end in the 16th Annual General Meeting of the Company to be held this year, it was proposed by the Board of Directors to re-appoint them as the Statutory Auditors of the Company for another term of 5 years (till the conclusion of 21st Annual General Meeting of the Company) and the same was recommended to the Members of the Company for their approval.

The Auditors Report and Notes on financial statements referred in the Financial Statements are self-explanatory and do not call for any further comments. The Auditors' Report does not contain any qualification, reservation or adverse remark, except the following "Emphasis of Matter (EOM)":

(a) Impact on the operations of the entity due to COVID-19 pandemic outbreak.

REPORTING OF FRAUD BY AUDITORS:

During the financial year under review, neither Statutory Auditors, Internal Auditor, Cost Auditor nor Secretarial Auditor has reported to the Audit Committee under section 143 of the Companies Act, 2013, any instance of fraud committed against the Company by its officers or employees, the details of which needs to be mentioned in the Board's Report.

COST RECORDS AND COST AUDIT:

Maintenance of cost records and requirement of cost audit as prescribed under the provisions of Section 148(1) of the Companies Act, 2013 read with the Companies (Cost Records and Audit) Rules, 2014, are applicable on the Company and accordingly, such accounts and records are made and maintained by the Company and the said cost records are also required to be audited.

Your Company is maintaining all the cost records referred above and M/s. Narasimha Murthy & Co., Cost Auditors, have issued a cost audit report for the financial year 2021-22 which does not contain any qualification, reservation, or adverse remark.

The Board, on the recommendation of the Audit Committee, has re-appointed M/s. Narasimha Murthy & Co., Cost Accountants (Firm Reg. No. 000042) as Cost Auditors of the Company for conducting the audit of cost records of the Company for the financial year 2022-23.

Accordingly, a resolution seeking ratification of the remuneration to M/s. Narasimha Murthy & Co., Cost Auditors by the members of the Company is included in the Notice of the ensuing Annual General Meeting.

SECRETARIAL AUDITORS' AND AUDIT REPORT:

The Board of Directors had appointed Mr. Maneesh Gupta, Practising Company Secretary, to conduct the Secretarial Audit of the Company. The Secretarial Audit Report for the financial year ended March 31, 2022 is enclosed as **Annexure - C**. The Secretarial Audit Report does not contain any qualifications, reservations or adverse remarks.

DEPOSITS:

The Company has not accepted any Deposits during the year under review, therefore, no disclosure as per Rule 8(5) of The Companies (Acceptance of Deposits) Rules, 2014 is required.

ANNUAL RETURN:

Pursuant to Section 92(3) read with Section 134(3)(a) of the Companies Act, 2013, the Annual Return as on March 31, 2022, is available on the Company's website on <https://www.newdelhiairport.in/corporate/our-company>.

MEETINGS OF THE BOARD AND COMMITTEES:

During the financial year ended on March 31, 2022, the details of the meetings of the Board and Committees of the Board and attendance of the Directors/ Members are as follows:

BOARD MEETINGS:

Name of Directors	May 24, 2021	July 20, 2021	November 08, 2021	January 27, 2022
Mr. G.M. Rao	YES	YES	YES	YES
Mr. G. B. S. Raju	YES	YES	YES	YES
Mr. Grandhi Kiran Kumar	YES	LOA	YES	YES
Mr. Srinivas Bommidala	YES	YES	YES	YES
Mr. Kada Narayana Rao	YES	YES	YES	YES
Mr. Indana Prabhakara Rao	YES	YES	YES	YES
Mr. Gunuputi Subba Rao	YES	Resigned	Resigned	Resigned
Mr. Phillipe Pascal	YES	LOA	YES	LOA
Mr. Regis Lacote	YES	YES	YES	YES
Mr. R.S.S.L.N. Bhaskarudu	YES	YES	Expiry of Term	Expiry of Term
Mr. N.C. Sarabeswaran	YES	YES	Expiry of Term	Expiry of Term
Ms. V. Siva Kameswari	YES	YES	YES	YES
Dr. M. Ramachandran	YES	YES	YES	YES
Mr. Anil Kumar Pathak	YES	YES	YES	YES
Ms. Rubina Ali	YES	LOA	YES	YES
Mr. Kakatkar Vinayak Rao	N.A.	YES	YES	LOA
Ms. Denitza Weismantel	YES	YES	LOA	LOA
Mr. Matthias Engler (Alternate to Ms. Denitza Weismantel)	N.A.	N.A.	YES	YES
Dr. Emandi Sankara Rao	N.A.	N.A.	YES	YES
Mr. Amarthaluru Subba Rao	N.A.	N.A.	YES	YES

LOA: Leave of Absence

N.A.: Not Applicable

AUDIT COMMITTEE MEETINGS:

Name of Members	May 24, 2021	July 20, 2021	November 08, 2021	January 27, 2022
Mr. Indana Prabhakara Rao	N.A.	YES	YES	YES
Ms. V. Siva Kameswari	YES	YES	YES	YES
Dr. M. Ramachandran	YES	YES	YES	YES
Mr. Subba Rao Amarthaluru	N.A.	N.A.	YES	YES
Dr.. Emandi Sankara Rao	N.A.	N.A.	YES	YES
Mr. Anil Kumar Pathak	YES	LOA	YES	YES
Ms. Denitza Weismantel	YES	LOA	LOA	LOA
Mr. Matthias Engler (Alternate to Ms. Denitza Weismantel)	N.A.	YES	YES	YES
Mr. Gunuputi Subba Rao	YES	Resigned	Resigned	Resigned
Mr. R.S.S.L.N. Bhaskarudu	YES	YES	Expiry of Term	Expiry of Term
Mr. N. C. Sarabeswaran	YES	YES	Expiry of Term	Expiry of Term

LOA: Leave of Absence

N.A.: Not Applicable

NOMINATION AND REMUNERATION COMMITTEE MEETINGS:

Name of Members	May 24, 2021	July 20, 2021	August 25, 2021	January 27, 2022
Mr. Grandhi Kiran Kumar	N.A.	YES	YES	YES
Ms. Rubina Ali	LOA	LOA	YES	YES
Ms. V. Siva Kameswari	YES	YES	YES	YES
Dr. M. Ramachandran	YES	YES	YES	YES
Mr. Subba Rao Amarthaluru	N.A.	N.A.	N.A.	YES
Dr. Emandi Sankara Rao	N.A.	N.A.	N.A.	YES
Mr. Regis Lacote	N.A.	YES	YES	YES
Ms. Denitza Weismantel	YES	LOA	YES	LOA
Mr. Matthias Engler (Alternate to Ms. Denitza Weismantel)	N.A.	YES	N.A.	YES
Mr. Gunuputi Subba Rao	YES	Resigned	Resigned	Resigned
Mr. R.S.S.L.N. Bhaskarudu	YES	YES	YES	Expiry of Term
Mr. N. C. Sarabeswaran	YES	YES	YES	Expiry of Term

LOA: Leave of Absence

N.A.: Not Applicable

CORPORATE SOCIAL RESPONSIBILITY COMMITTEE MEETINGS:

Name of Members	May 24, 2021	November 08, 2021
Dr. Emandi Sankara Rao	N.A.	YES
Mr. R.S.S.L.N. Bhaskarudu	YES	Expiry of Term
Mr. K. Narayana Rao	YES	YES
Mr. Indana Prabhakara Rao	N.A.	YES
Mr. Gunuputi Subba Rao	YES	Resigned

N.A.: Not Applicable

DIRECTORS RESPONSIBILITY STATEMENT:

To the best of their knowledge and belief and according to the information and explanations obtained by them, your Directors make the following statements in terms of Section 134(3) of the Companies Act, 2013.

1. That in the preparation of the annual accounts for the financial year ended March 31, 2022, the applicable accounting standards read with the requirements set out under Schedule III to the Act, have been followed along with proper explanation relating to material departures, if any;
2. That such accounting policies as mentioned in the Notes to the Financial Statements have been selected and applied consistently and made judgments and estimates that are reasonable and prudent so as to give a true and fair view of the state of affairs of the Company at the end of the financial year ended March 31, 2022, and of the profit/loss of the Company for that period;
3. That proper and sufficient care for the maintenance of adequate accounting records in accordance with the provisions of the Companies Act, 2013 for safeguarding the assets of the Company and for preventing and detecting fraud and other irregularities;
4. That the annual financial statements have been prepared for the financial year ended March 31, 2022, on a 'going concern' basis;
5. That the Company has devised proper systems to ensure compliance with the provisions of all applicable laws and that such systems are adequate and operating effectively.

SECRETARIAL STANDARDS:

Your Company has complied with applicable Secretarial Standards (SS), i.e., SS-1 and SS-2, relating to 'Meetings of the Board of Directors' and 'General Meetings', respectively, issued by The Institute of Company Secretaries of India.

DIRECTORS AND KEY MANAGERIAL PERSONNEL:

Appointments:

During the financial year under review, following Director(s) and Key Managerial Personnel (KMP) were appointed:

1. Mr. Philippe Pascal [DIN: 08903236] was appointed as an Additional Director of the Company with effect from May 24, 2021, and regularized in the 15th Annual General Meeting of the Company held on September 17, 2021;
2. Mr. Regis Lacote [DIN: 09135168] was appointed as an Additional Director of the Company with effect from May 24, 2021, and regularized in the 15th Annual General Meeting of the Company held on September 17, 2021;
3. Mr. Kakatkar Vinayak Rao [DIN: 00074942] was appointed as an Additional Director of the Company with effect from June 28, 2021, and regularized in the 15th Annual General Meeting of the Company held on September 17, 2021;
4. Mr. Sushil Kumar Dudeja was appointed as the Company Secretary, KMP and Compliance officer of the Company with effect from May 24, 2021.
5. Mr. Abhishek Chawla was appointed as the Company Secretary, KMP and Compliance officer of the Company with effect from November 09, 2021.

Further, Mr. Grandhi Kiran Kumar (DIN: 00061669), Mr. Srinivas Bommidala (DIN: 00061464), Ms. Denitza Weismantel (DIN: 07466436) and Mr. Kada Narayana Rao (DIN: 00016262) are the Directors liable to retire by rotation and being eligible, have offered themselves for re-appointment in the ensuing Annual General Meeting. The Board of Directors has recommended their re-appointment for the approval of the shareholders in the ensuing Annual General Meeting.

Further, the Board has recommended the following appointment of Independent Director to the members of the Company for their approval in the ensuing Annual General Meeting:

1. Ms. Bijal Tushar Ajinkya (DIN: 01976832) is proposed to be appointed as the Independent Director of the Company w.e.f. the conclusion of the 16th Annual General Meeting of the Company, replacing Ms. Siva Kameswari Vissa, whose second term as Independent Director will expire on September 05, 2022.

Cessations or Resignations:

During the financial year under review, the following Cessations/ Resignations took place:

1. Mr. Anuj Aggarwal [DIN: 06575625] ceased to be a Director of the Company with effect from April 22, 2021, due to his sudden and unfortunate demise;
2. Mr. Gunuputi Subba Rao [DIN: 00064511] has resigned from the position of a Director of the Company with effect from close of business hours of May 24, 2021;
3. Mr. R.S.S.L.N. Bhaskarudu [DIN: 00058527] ceased to be an Independent Director of the Company, owing to the expiry of his 2nd term as Independent Director w.e.f. September 20, 2021.
4. Mr. N.C. Sarabeswaran [DIN: 00167868] ceased to be an Independent Director of the Company, owing to the expiry of his 2nd term as Independent Director w.e.f. September 20, 2021.
5. Mr. Sushil Kumar Dudeja resigned as the Company Secretary of the Company with effect from the close of business hours of November 08, 2021.

The Board of Directors places on record its deep appreciation for the services and support rendered by Mr. Anuj Aggarwal, Mr. Gunuputi Subba Rao, Mr. R.S.S.L.N. Bhaskarudu, Mr. N.C. Sarabeswaran and Mr. Sushil Kumar Dudeja.

Mr. Videh Kumar Jaipurkar - Chief Executive Officer, Mr. Hari Nagrani - Chief Financial Officer, continues to be KMPs of the Company, along with Mr. Abhishek Chawla – Company Secretary of the Company.

Further, the 2nd term of Ms. Siva Kameswari Vissa [DIN: 02336249] as Independent Director (ID) of the Company is scheduled to expire on September 05, 2022. She shall cease to be an ID of the Company from the close of business hours of September 05, 2022.

NOMINATION AND REMUNERATION POLICY:

The policy on director's appointment and remuneration including criteria for determining qualifications, positive attributes, independence of directors and other matters as required by the provisions of Section 178 of the Companies Act, 2013 and as per the provisions of Listing Regulations is available on the website of the Company (Website link: <https://www.newdelhairport.in/corporate/our-company>).

Further, as per the provisions of the Companies Act, 2013 and Listing Regulations the existing policy was amended and approved by the Board of Directors at its meeting held on July 29, 2022.

The criteria for payments, including the extent, amount, proportion and manner of payment, to non-executive Directors, is determined by the Board of Directors (including Nomination & Remuneration Committee). The payment criteria is mentioned in the Nomination and Remuneration Policy of the Company.

STATEMENT REGARDING OPINION OF THE BOARD WITH REGARD TO INTEGRITY, EXPERTISE AND EXPERIENCE (INCLUDING THE PROFICIENCY) OF THE INDEPENDENT DIRECTORS APPOINTED DURING THE YEAR:

There are two independent director(s) i.e. Mr. Subba Rao Amarthaluru and Dr. Emandi Sankara Rao who were appointed by the Company during the financial year under review. Considering their deep repository of knowledge and experience (including the proficiency), integrity, expertise, sharp business acumen, and as a strong votary of the highest standards of corporate governance, the Board of Directors were of the opinion that it would be in the interest of the Company to appoint them as an Independent Director.

DECLARATIONS BY INDEPENDENT DIRECTORS:

All the independent directors of the Company have submitted their declarations that each of them meets the criteria of independence as provided under Section 149(6) of the Companies Act, 2013 along with the rules framed thereunder. There has been no change in the circumstances affecting their status as independent directors of the Company.

During the financial year under review, the independent directors of the Company had no pecuniary relationship or transactions with the Company, except as disclosed in this Report.

Basis the declarations received from the independent directors and the disclosures made by them, the Board, acknowledging the veracity of the same, has concluded that the independent directors are the persons of integrity and qualify as such and that they are independent of the Management of the Company.

In terms of Section 150 of the Companies Act, 2013 read with Rule 6 of the Companies (Appointment and Qualification of Directors) Rules, 2014, the names of all the independent directors of the Company are forming part of the data bank maintained by the Indian Institute of Corporate Affairs.

SEPARATE MEETING OF INDEPENDENT DIRECTORS:

During the financial year under review, a separate meeting of the Independent Directors of the Company was held on February 24, 2022, without the presence of other Directors, the Chairman and the management team of the Company. The meeting was attended by all the Independent Directors. The matters considered and discussed thereat, inter alia, included those prescribed under Schedule IV of the Companies Act, 2013.

BOARD EVALUATION:

Pursuant to the provisions of the Companies Act, 2013, the Board has carried out the annual performance evaluation for the financial year ended March 31, 2022, in respect of the Board and the Committees, the Chairman and peers of the Directors, including Independent Directors. The exercise was carried out by circulating the structured and separate questionnaires among the Directors through DESS Digital Meetings Platform, for Board and Committees evaluation, the Chairman's evaluation and the Directors' peer evaluation, after taking into consideration various aspects of the management and governance. The Directors have successfully completed the said evaluation through DESS Digital Meetings platform.

PARTICULARS OF LOANS, GUARANTEES OR INVESTMENTS AS PER SECTION 186:

Your Company being an Infrastructure Company, the provisions of Section 186 of the Act related to Loans and Guarantees are not applicable to the Company.

The details of Investments already made by the Company form part of the notes to the Financial Statements in the Annual Report and there were no other investments made by the Company, except Treasury Investments in Deposits, Mutual Funds, Commercial Papers etc.

PARTICULARS OF CONTRACTS OR ARRANGEMENTS WITH RELATED PARTIES AS PER SECTION 188 AND SECURITIES AND EXCHANGE BOARD OF INDIA (LISTING OBLIGATIONS AND DISCLOSURE REQUIREMENTS) REGULATIONS, 2015:

All contracts/arrangements/transactions entered by the Company during the financial year with related parties were in the ordinary course of business and on an arm's length basis.

However, the approval of the Board of Directors were obtained for all the contracts/arrangements entered into with Group entities during the year, pursuant to the requirements of the Operation, Management & Development Agreement (OMDA) executed by the Company with Airports Authority of India. As a good corporate governance practice, necessary disclosures as required under the provisions of Section 188 and rules thereunder were made to the Board of Directors at the time of obtaining the approval from the Board. Despite, the fact that the provisions of Section 188 of the Companies Act, 2013 are not applicable, the details of all such contracts/arrangements are enclosed in the format of **AOC-2** as **Annexure - D**.

Further, subsequent to the closure of the financial year 2021-2022, the Non-Convertible Debentures of the Company was listed on BSE Limited on June 23, 2022. Consequently the Company is required to comply with the applicable provisions of Securities and Exchange Board of India (Listing Obligations and Disclosure Requirements) Regulations, 2015 ["Listing Regulations"].

Accordingly, your Company has made adequate related party disclosures (as applicable) as specified in Regulation 53 read with Para A of Schedule V of the Listing Regulations.

The members may refer Note No. 35 to the Standalone Financial Statement which sets out related party disclosure pursuant to Ind AS.

MATERIAL CHANGES AND COMMITMENTS, IF ANY AFFECTING THE FINANCIAL POSITION:

There are no material changes and commitments affecting the financial position of the Company after the end of financial year till the date of this Report, except the potential impact of COVID-19 pandemic on your Company's business operations and financial position as explained in the notes to accounts of the Standalone financial statements and in the Management Discussion and Analysis.

CHANGE IN THE NATURE OF BUSINESS, IF ANY:

During the financial year 2021-2022, there is no change in the nature of business of your Company.

CHANGE IN THE SHARE CAPITAL, IF ANY:

During the financial year 2021-2022, there is no change in the Share Capital of your Company.

CONSERVATION OF ENERGY, TECHNOLOGY ABSORPTION AND FOREIGN EXCHANGE EARNING AND OUTGO:

The particulars relating to conservation of energy, technology absorption, foreign exchange earnings and outgo, as required to be disclosed under the Act, are provided in **Annexure - E** to the Report. The details of Foreign Exchange earnings and outgo are given in the **Note No. 42 (d)(i) to (vi)** "Other Disclosures" to the Notes to Accounts to the standalone financial statements as enclosed.

DEVELOPMENT AND IMPLEMENTATION OF RISK MANAGEMENT POLICY:

GMR Group's Enterprise Risk Management (ERM) philosophy is "To integrate the process for managing risk across GMR Group and throughout its businesses and lifecycle to enable protection and enhancement of stakeholder value."

Your Company, in line with corporate ERM policy, has developed, adopted and implemented Enterprise Risk Management to identify risk elements and their potential impact which may affect the organization. Your company continues to monitor and manage risks by providing reasonable assurance for achievement of its business objectives. During the Organizational Strategy Planning process, all potential risks emerging from environment scan discussions and deliberations between your Company's Senior Management, are captured and a consolidated list of top risks is prepared and reviewed periodically.

Further, in order to stay competitive and bring in industry best practices, your Company refreshed its existing risk management framework in 2021 and also defined the organizational risk policy to proactively counter new and upcoming risks. Your Company has been periodically reviewing the enterprise risk library as part of its risk monitoring mechanism. While there were no risks perceived to threaten the existence of your Company, following have been identified as certain key risks, which are being monitored at regular intervals along with mitigating measures:

1. Pandemic like COVID-19 disrupting entire aviation value chain and the larger economy,
2. Strategic Risk such as Reputational Risk, Competition risk, Political risk, Market and credit risk, etc.
3. Operational risks – Physical risk, Technology risk, Project execution risk, Human resource risk, Information security etc.
4. Financial risks – Liquidity risk, Credit risk, Financial reporting risk, treasury risk etc.
5. Governance risks – Fraud risk, Legal / Regulatory risk, EHS risk etc.

Your Company incorporated an agile strategy to create crisis escalation procedures duly monitored by the management team on. Rather than a 'wait and see' approach, your Company responded swiftly and acted rapidly on contingencies to ensure business continuity. Through extensive outreach and collaboration with all stakeholders and aligning ERM within our strategy, your Company positioned itself to reduce business loss and seize business opportunities that might otherwise have been missed.

Further, as per the provisions of the Companies Act, 2013 and Listing Regulations the existing policy/ framework was amended and approved by the Board of Directors at its meeting held on July 29, 2022.

DISCLOSURE OF POLICY ON WHISTLE BLOWER / VIGIL MECHANISM:

Your Company has established a vigil mechanism as per the requirement of the Companies Act, 2013.

The Policy on Whistle Blower/ Vigil Mechanism of the Company to provide for adequate safeguards against victimization of persons who use such mechanism is available on the official

website of Delhi Airport and the Website Link is <https://www.newdelhiairport.in/corporate/our-company>.

Further, as per the provisions of the Companies Act, 2013 and Listing Regulations the existing policy was amended and approved by the Board of Directors at its meeting held on July 29, 2022.

SIGNIFICANT AND MATERIAL ORDERS PASSED BY THE REGULATOR OR COURTS OR TRIBUNALS IMPACTING THE GOING CONCERN STATUS AND COMPANY'S OPERATIONS IN FUTURE:

There are no significant and material orders passed by the regulator or courts or tribunals impacting the going concern status and Company's operations in future, except as explained in this Report under the paragraph Regulatory.

ADEQUACY OF INTERNAL FINANCIAL CONTROLS WITH REFERENCE TO THE FINANCIAL STATEMENTS:

Your Company has adopted policies and procedures including the design, implementation and maintenance of adequate internal financial controls that were operating effectively for ensuring the orderly and efficient conduct of its business, including adherence to the Company's policies, the safeguarding of its assets, the prevention and detection of fraud and errors, the accuracy and completeness of the accounting records and the timely preparation of reliable financial disclosures under the Companies Act, 2013.

These controls are embedded in various business processes and are evaluated across all functional areas independently by Management Assurance Group (Internal Auditors) during audits.

Mitigation plans are put in place to strengthen the controls, in case of weaknesses, if any, identified during the review and the testing results are reported to the Audit Committee on regular basis.

During the financial year 2021-2022, no reportable material weakness observed in the design or operating effectiveness of the controls except few areas where the risk has been identified as low and there is a need to further strengthen the controls.

DISCLOSURE UNDER THE SEXUAL HARASSMENT OF WOMEN AT WORKPLACE (PREVENTION, PROHIBITION AND REDRESSAL) ACT, 2013:

Your Company has in place an Anti-Sexual Harassment Policy in line with the requirements of The Sexual Harassment of Women at the Workplace (Prevention, Prohibition and Redressal) Act, 2013. An Internal Complaints Committee (ICC) has been set up to address complaints received regarding sexual harassment. All employees (permanent, contractual, temporary, trainees) are covered under this Policy.

The following is a summary of sexual harassment complaints received and disposed of by Your Company during the financial year 2021-2022:

Number of complaints received: NIL

Number of complaints disposed of/ dismissed: NIL

Number of Complaints pending at the end of financial year: NIL

BOARD POLICIES:

The details of the policies approved and adopted by the Board of Directors as required under the Companies Act, 2013 and Securities and Exchange Board of India (SEBI) regulations are provided in **Annexure - F** to this Report.

GENERAL:

Your directors further state that no disclosure or reporting is required in respect of various items, which are only applicable to Equity listed companies or where there were no transactions or event during the financial year under review viz. Issue of Equity Shares with differential voting rights, Sweat Equity, ESOP, remuneration details of top ten employees, Change in the nature of Business, receipt of commission by MD or WTD from Subsidiaries etc.

ACKNOWLEDGEMENT:

Your Directors take this opportunity to express their sincere thanks and gratitude to the Government of India, Government of National Capital Territory of Delhi, Ministry of Civil Aviation, Airports Authority of India, BSE Limited, Airports Economic Regulatory Authority of India, Directorate General of Civil Aviation, Bureau of Civil Aviation Security, IATA, ACI, Airlines, CISF, Delhi Police, various departments/agencies of Central Government State Government, other agencies, users, customers of the Airport, Investors, Bankers and Financial Institutions, GMR Group and Fraport AG Frankfurt Airport Services Worldwide, for their co-operation.

Your Directors' place on record their sincere appreciation of the contributions made by the employees at all levels through their hard work, dedication, solidarity and support.

For and on behalf of the Board of Directors
of Delhi International Airport Limited

Sd/-

G.B.S. Raju
Managing Director
DIN: 00061686
Place: New Delhi

Sd/-

K. Narayana Rao
Whole-Time Director
DIN: 00016262
Place: New Delhi

Date: July 29, 2022

MANAGEMENT DISCUSSION AND ANALYSIS (MDA) REPORT

FORWARD-LOOKING STATEMENTS:

This document contains statements about expected future events, financial and operating performance of Delhi International Airport Limited [DIAL/ Company], which are forward-looking. By their nature, forward-looking statements require the Company to make assumptions and are subject to inherent risks and uncertainties. There is significant risk that the assumptions, predictions and other forward-looking statements will not prove to be accurate. Readers are cautioned not to place undue reliance on forward-looking statements as a number of factors could cause assumptions, actual future results and events to differ materially from those expressed in the forward-looking statements. Accordingly, this document is subject to the disclaimer which is qualified in its entirety by the assumptions, and risk factors that are referred in the management's discussion and analysis of the Delhi International Airport Limited's Annual Report for financial year 2021-2022.

Financial year 2021-2022 and Impact of COVID-19 on Indian Aviation:

The aviation industry across the globe faced an unprecedented situation due to the COVID-19 outbreak. This resulted in near wipe out of passenger traffic across airports in India. In FY 2022, the resurgence of COVID-19 led to the reset of traffic to the minimum level in April – May 2022 period. Second half of the fiscal year started on a positive note with recovery in traffic with domestic capacity restored to 100% in October 2021 but had a temporary setback due to 3rd wave of Covid-19. Restriction on scheduled international operations continued throughout the year and was finally lifted on March 27, 2022. While domestic traffic reached almost to the pre-COVID level in a gradual route to recovery by March 2022, International traffic reached to about 60% - 65% of pre-COVID level by fiscal year end. Cargo volume recovery has been much stronger and reached to pre-COVID levels in FY 2022 and the second wave and third wave have not made a significant impact.

Given that India has been a large domestic market, its' recovery has been relatively stronger. Further, given that air travel was established as a safe mode of travel, it appeared to encourage many first time travellers to travel by air. International travel has struggled to pick up across the world given restrictions imposed by various governments particularly in Asia Pacific region. During the year, your Company was able to expand the network to cover destinations that were not covered earlier. This is likely to further accelerate growth trends post recovery as new destinations and flyers join the system.

The rapidly-evolving situation related to COVID-19 required a robust response by airport operators to ensure the safety of passengers, staff, and operations at airports. DIAL is proud to mention that it has done exceedingly well in the current situation and has proactively implemented contingency plans and adapted wherever needed by developing new ones. We have focused all our efforts towards facilitating a safe and reliable journey for our passengers and are hopeful of a fast recovery of air traffic.

Future Growth Potential:

Indian Aviation Industry is expected to recover completely from COVID-19 during the next 2 years. As per recent estimates from ICRA, while the domestic passenger traffic has almost reached to pre-pandemic level, international air passenger traffic at Indian airports will reach at 80-85 per cent of the pre-pandemic volumes during this fiscal and will completely recover in FY 2024.

With COVID-19 impacting the aviation sector, in FY 2021-2022, Indira Gandhi International Airport, New Delhi [IGI Airport] handled 39.3 Mn passengers and 0.92 MMT of cargo with substantial growth over last year. In FY 2022, IGI Airport has expanded its passenger and cargo market share from pre-Covid level to 20.8% and 29.4% respectively amongst Indian airports. DIAL was once again recognized as the 'Best Airport' for service quality in the region by ACI and 'Best Airport in Central Asia' by Skytrax. IGI Airport will continue to be the leading Airport among all Indian airports in both passenger traffic and cargo handled.

During FY 2022, DIAL's traffic has been impacted by 2nd and 3rd wave of Covid-19 in India. Despite the pandemic, your Company was able to enhance the domestic connectivity within India by connecting to a number of new destinations, and further our passenger surveys showed that a higher number of first time passengers started flying over the past year. Towards the end of last fiscal year, we have seen the domestic traffic recovering to pre pandemic level. Government has also removed restrictions on operation of scheduled international flights which will further accelerate the passenger growth trend post pandemic recovery.

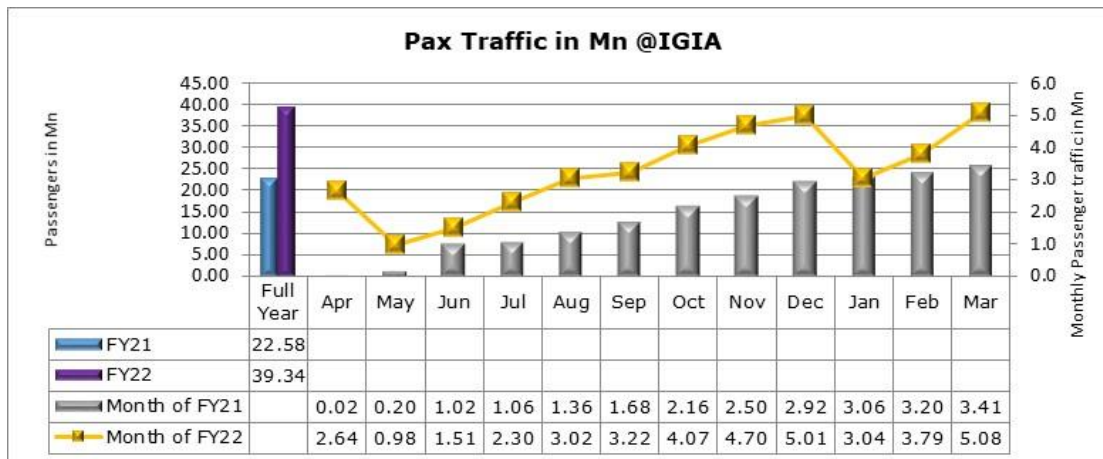
To overcome the crisis, DIAL has been putting efforts towards various fronts such as safe flying and passenger experience, financial resilience, stakeholder engagement and employee health & safety. DIAL has been continuously engaging with the state and regulatory authorities for several initiatives and policy interventions.

DIAL expects the recovery to pre pandemic level of domestic traffic by FY 2023 and international traffic by FY 2024. DIAL will continue with the necessary parts of expansion of its airside infrastructure and terminal capacity as per the approved Master Development Plan in order to cater to the future growth in passenger and air traffic. During FY 2022, we have operationalized new arrival terminal at Terminal 1 and successfully completed the rehabilitation work of British-era Runway 09/27 and handed over the refurbished runway to Air Traffic Control (ATC) for commercial operations. Phase 3A expansion, which includes, among others, expansion of Terminal 1 and Terminal 3, construction of a fourth runway along with enhancement of airfields and construction of taxiways, will expand IGI Airport capacity to around 100 Mn passengers annually.

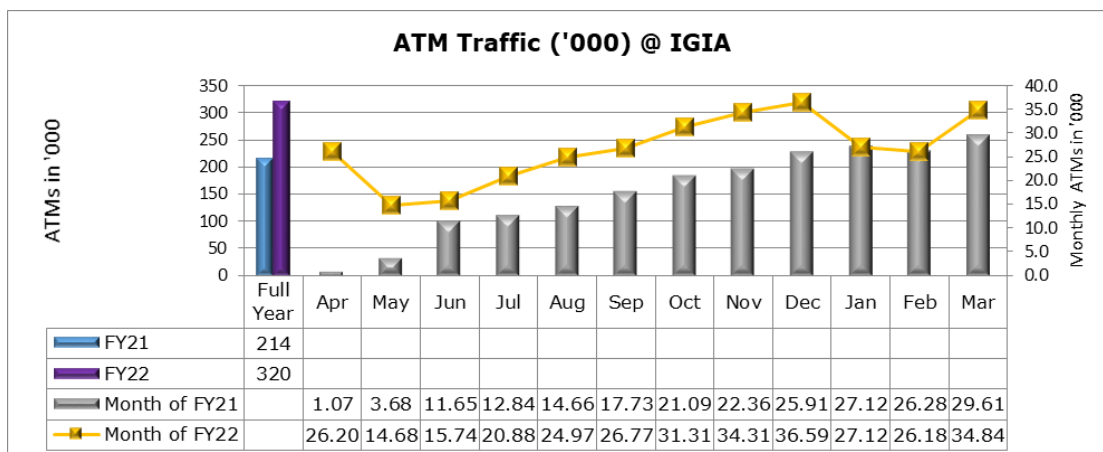
DIAL continues to work with all stakeholders including the airlines to further establish IGI Airport as an international hub airport for passengers and cargo. In line with this goal, DIAL will continue to work towards reopening key international destinations gradually in accordance with the international border restrictions. We will continue to work with international carriers to boost long haul flights as well as dedicated freighters coming into Delhi.

Operational Performance - Delhi Airport:

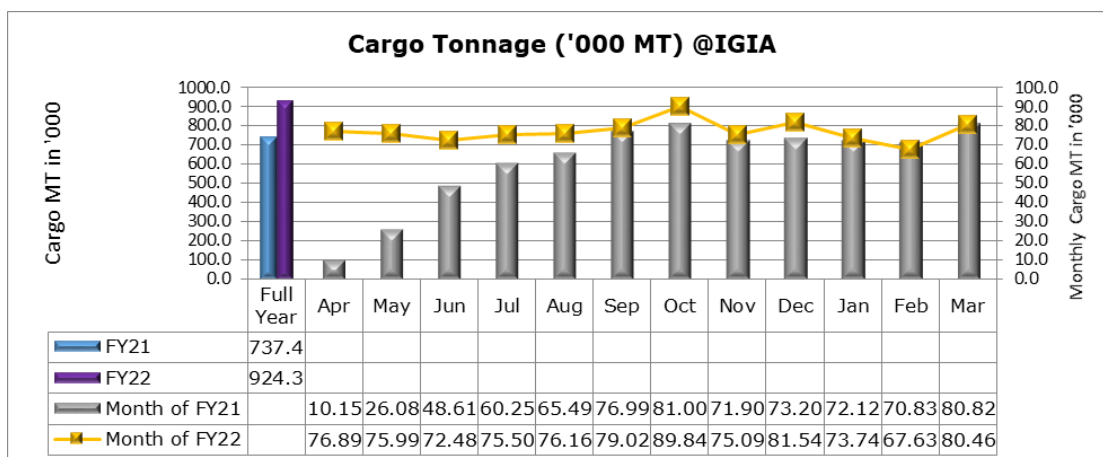
DIAL responded to the adversities brought by COVID-19 promptly and witnessed growth of traffic at IGI airport. Passenger traffic at IGIA was 39.3 mn in FY 2021-2022, a growth of 74.2% over previous year with 103.3% growth in international traffic and 69.4% growth in domestic traffic.



Despite the challenges thrown by limited airline capacity during the first half of the year, IGI Airport has not only restored all the domestic routes but added new routes and was the highest connected airport in India. Through the bubble arrangement, IGI Airport was highest connected international airport in India. In FY 2022, IGI Airport was connected to 77 domestic destinations and 49 international destinations (scheduled int. operation were banned for the whole year).



During the year, IGI Airport handled 319,571 Air Traffic Movements (ATMs) and clocked 0.92 MMT cargo volume with an overall growth of 25.3% over previous year, driven by 17.9% growth in the domestic cargo and 29.7% in international cargo. Despite the pandemic, DIAL has done relatively better on cargo recovery to pre-Covid level.



DIAL's focus on operational excellence and customer experience backed by a strong organizational culture has helped sustain its leadership position in Airport Service Quality. DIAL was once again recognized as the Best Airport for service quality in the region by ACI and Best Airport in India/South Asia by Skytrax.

Financial Performance Overview:

For the fiscal year ended March 31, 2022, the Company had total income of INR 30,573.4 million (US\$ 403.38 million) and EBITDA of INR 18,569.7 million (US\$ 245.0 million), an increase of 21.22% and 137.52%, respectively, from total income of INR 25,220.7 million (US\$ 332.75 million) and EBITDA of INR 7818.0 million (US\$ 103.14 million) for fiscal year ended March 31, 2021.

The revenue of the Company is derived principally from aeronautical operations, which include domestic and international landing fees, domestic and international parking and housing fees, user development fees, baggage x-ray charges, into plane charges and are regulated by Airport Economic Regulatory Authority (AERA) under the terms of the Operation, Management and Development Agreement (OMDA) and the State Support Agreement (SSA), and non-aeronautical services, which are derived primarily from commercial and other activities at the Airport and are not regulated. The Company also earn lease rental revenue from license fees in connection with certain commercial property development activities at the Airport.

(Rs. In Millions)				
Particulars	2022		2021	
Revenue from Operations				
Revenue from Aeronautical Operations	6274.0	21%	3,999.9	16%
Revenue from Non-Aeronautical Operations	16579.8	54%	12,782.0	51%
Other operating revenue (Commercial Property Development)	6286.9	21%	7,452.8	30%
Total Revenue from Operations	29140.7	95%	24,234.7	96%
Other Income	1432.7	5%	986.0	4%
Total Income	30573.4	100%	25,220.7	100%
Total of Non-Aeronautical Revenue and Revenue from Commercial Property Development	22866.7	75%	20,234.8	80%

Revenue from Aeronautical Operations:

With post lockdown relaxations on the air traffic movement by GOI, the company saw improvement in passenger traffic by 74% and Air Traffic movements by 48% in FY22 as compared to FY21. Revenues from aeronautical services were INR 6274.0 million in fiscal year 2022 as against INR 3999.9 million in fiscal year 2021, accounting for 20% and 16% of total income in those periods. The table below sets forth the amount of revenue from each type of aeronautical service for the given period.

Year ended March 31				
(Rs. In Millions except percentages)				
Particulars	2022		2021	
Revenue From Aeronautical Operations				
Landing and Parking Charges	3863.2	62%	3035.5	76%
Baggage X-Ray Charges	374.5	6%	196.5	5%
User Development Fees/PSF	2013.7	32%	755.7	19%
Into plane charges	22.7	0%	12.3	0%
Total	6274.0	100%	3999.9	100%

Revenue from Non-Aeronautical:

Revenue from non-aeronautical operations were INR 16,579.8 million in the fiscal year 2022 as compared to INR 12,782.0 million in the fiscal year 2021, accounting for 54% and 51% of total income in those years. The table below sets forth the amount of revenue from certain types of our non-aeronautical services for the given year.

Year ended March 31				
(Rs. In Millions except percentages)				
Particulars	2022		2021	
Revenue From Non Aeronautical Operations				
Duty Free	2117.5	13%	894.3	7%
Retail	926.7	6%	443.3	3%
Advertisement	952.8	6%	505.3	4%
Food and Beverages	1101.3	7%	475.2	4%
Cargo	3314.3	20%	2994.8	23%
Ground Handling	946.2	6%	664.5	5%
Parking	347.7	2%	195.9	2%
Land and Space Rentals	4970.3	30%	5,159.0	40%
Others	1903.0	11%	1,449.7	11%
Total	16579.8	100%	12782.0	100%
1) Others primarily include revenue from IT services, including maintenance, Management, Upgrades and modernization of IT resources at the airport received from IT Services concession, income from foreign exchange counters and flight catering charges.				

Diversified revenue sources:

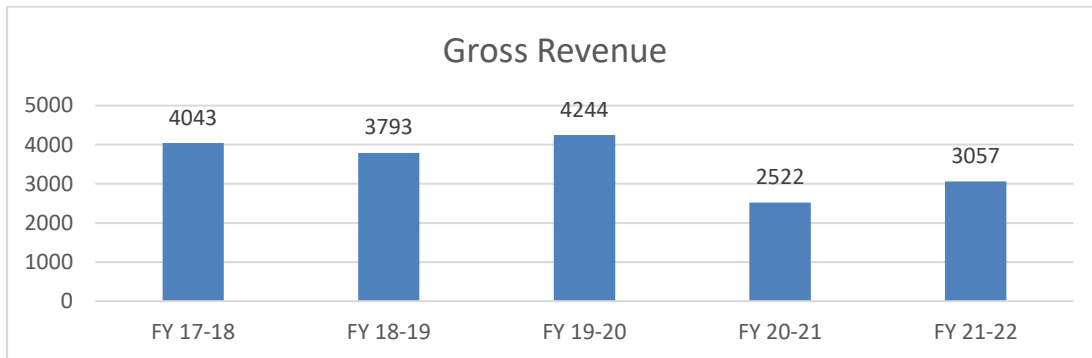
We have a well-diversified revenue mix comprising aeronautical, non-aeronautical and commercial property development. The aeronautical revenues comprise of landing fees, parking and housing fees, user development fee and baggage x-ray charges. The non-aeronautical revenues comprise of income from food and beverages, duty-free shops, advertisement/hoarding and display, car park, cargo, bridge mounted equipment, ground

handling, car rental, flight catering, transit hotel, land and space, hangar rent and ATM/lounges rent. The revenue from commercial property development comprises lease income.

The details of last five years Financial Parameters are as follows:

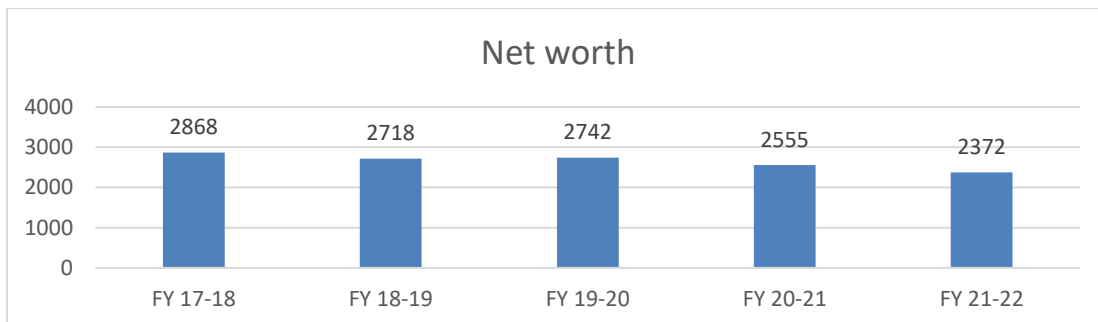
Gross Revenue

(In Crore)



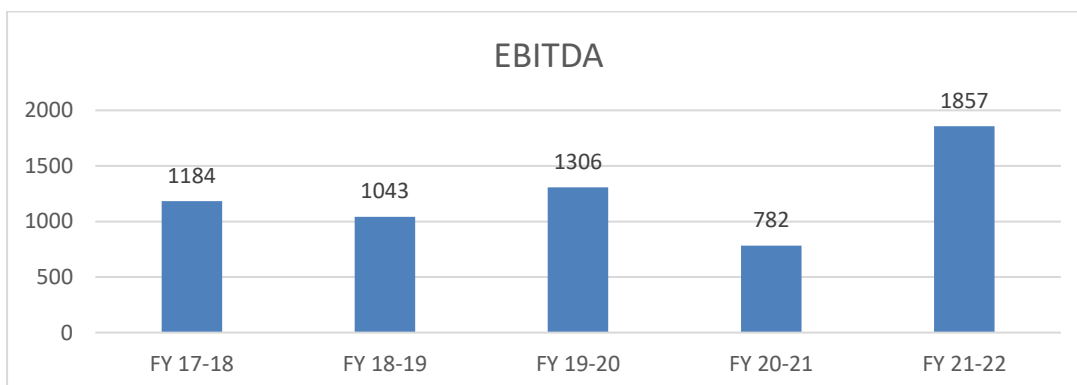
Net Worth

(In Crore)



EBITDA and EBITDA Margin

(In Crore)



Awards and Accolades of Financial Year 2021-2022

- Delhi Airport has once again emerged as Best Airport in the over 40 million passengers per annum (MPPA) category in Asia Pacific region by ACI in the Airport Service Quality Programme (ASQ) 2021 rankings.
- IGI Airport has been voted as Best Airport in India / South Asia for 4th consecutive years in Skytrax ranking. IGI Airport has been voted as Cleanest Airport in India / South Asia in 2022.
- IGI Airport has been re-accredited with ACI's Airport Health Accreditation (AHA) for its efforts in providing a safe travel experience to all travellers without any risk to their health.
- IGI Airport has been conferred with ACI World's "Voice of Customer" recognition for second time in a row for its continuous efforts to listen to its passengers, engage and gather feedback.

Sustainability Focus

DIAL has always had a strong focus on Sustainability, and has received various awards and accolades in this regard for many years now. In FY 2021-2022:

- DIAL has won the Platinum Recognition in the Green Airports Recognition run by ACI Asia Pacific in over 25 million passenger category. This is the 5th consecutive year where DIAL has been appreciated and awarded for its sustainable initiatives.
- DIAL was declared the prestigious 'Energy Excellent Unit' and bestowed with 'National Energy Leader Award 2021' by CII – Green Business Centre based on the consistent performance of the highest level in the last four years.
- In Wings India 2022, organized by Ministry of Civil Aviation, IGI Airport was bestowed with "Aviation Sustainability and Environment Award" and "Covid Champion Award."

CSR Initiatives

BRIEF REPORT ON DIAL- CSR (2021-2022):

The Corporate Social Responsibility (CSR) Unit of Delhi International Airport Limited (DIAL) has been working with the communities neighbouring Indira Gandhi International (IGI) Airport, since June 2006 in collaboration with GMR Varalakshmi Foundation. Currently DIAL CSR is working with five communities namely Savda Ghevra JJ Colony, Mehram Nagar East located near IGI Airport (in front of the domestic terminal), Shahabad Mohammadpur village, Dwarka and Samalkha in the periphery of the airport. This year, in response to COVID-19 pandemic, DIAL CSR extended its services to some new areas like Najafgarh, Bawana, Nangloi, Jahagirpuri & Mahipalpur. DIAL- CSR is working with an approximate population of 50,000 in these locations. Apart from running a vocational training centre for dropout youth from disadvantaged communities, DIAL is also running different activities under the thrust areas of Education, Health, Hygiene & Sanitation and Empowerment and Livelihoods in the community. During the financial year 2021-22, the following activities/initiatives were taken up under Preventive Health Care & Sanitation; Promoting Education including Vocational Skills, Gender Equality through Women Empowerment and Combating diseases - COVID 19 response activities as per CSR policy of the Company.

Combating diseases -Response to COVID-19 Pandemic:

The COVID-19 pandemic has brought about unprecedented suffering and anxiety throughout the world. The pandemic has made a major effect on the lives of under privileged people who have lost their daily wages. At the onset of second wave of COVID-19, DIAL decided to deliver quick response to the crisis and participated in the cooked food packets distribution among the care takers outside the hospitals, dry ration support to 250 families & Blind school in Dwarka followed by home based care & support to 200 Covid positive patients in slums of Samalkha. DIAL CSR collaborated with 92.7 Big F.M to initiate the Umeed Ke Pahiye Campaign to restore livelihoods of Covid widows. Keeping in mind the threat of pandemic in coming future, DIAL CSR supported oxygen generation plant & 60 oxygen concentrators at GMR Care Hospital, Rajam (AP). Covid vaccination drives were also supported in four states facilitating vaccination of more than 10,000 vulnerable people.

Preventive Health Care and Sanitation:

Recognizing that health is an integral to a good quality of life, DIAL CSR works on preventing healthcare services and emphasis on health education and awareness. To make quality healthcare accessible to community, many initiatives like Mobile Medicare Units (MMU), Health Clinic, Health Camp and Nutrition Centre were running in the communities. The whole objective was to take healthcare to the doorstep of populations, particularly vulnerable and under-privileged community. In this financial year 2021-22, more than 30000 people were directly reached through these healthcare services.

Two Mobile Medical units operated in association with Help Age India with an outreach in 25 sites in the periphery of the airport benefitted about 29,500 community members. The Multi Activity center for elderly at Bharat Vihar, Dwarka reaching out to around 400 elderlies through

physiotherapy & recreational activities in partnership with Help Age India. Beneficiaries were also facilitated for applying pension and online registration for COVID-19 vaccination. The nutrition centre that provides nutrition support to pregnant and lactating mothers and sensitize them to maintain proper nutrition and childcare practices benefitted 80 women through door step delivery of Nutrition supplements. In Samarth that provide care and support to persons with disabilities, supported 28 people through aids and appliances like wheel chair, walking stick, walker, crutches etc. In the winter season, more than 2000 blankets and woollen mufflers were distributed at the time of cold waves among people on street & living in shelter homes along with 500 sweaters among Safai karamcharis in Delhi.

Promoting Education including Vocational Skills:

Enhancing Quality of Education: DIAL CSR is working with the community children focusing on Education to ensure children have access to quality educational experience. The initiatives ranges from running Bala Badi for preschool education, Minimum Learning Standard (MLS) for slow learner and After School Learning Centre (ASLC) for Government School students to harness their interest towards learning. The approach includes direct interactions, digital classroom sessions following curricular and extracurricular activities. The COVID-19 pandemic has forced DIAL CSR to take a pause on activities in the community and stopped the direct interaction with the children. Few activities like Bala Badi, MLS and Kids Smart Centre were on hold for the whole year and continuing with After School Learning Centre (ASLC). The ASLC provides tuition support to the slow learners and opportunity to engage students in co-curricular and extra-curricular activities. Around 400 children benefitted through workbooks & online classes. Under Gifted Children Scheme, continued supporting 30 students from previous years and facilitated students to get study material on time and also supported six students with desktops and data for online classes. The Gifted Children Scheme is to support education of meritorious under-privileged children from the community. The complete educational expenses (including school fees, transportation charges, books, and miscellaneous charges towards extracurricular activities etc.) of the children are borne by DIAL - CSR.

Skill Development: DIAL- CSR is implementing various initiatives for empowering youth and women, including vocational training for drop out youth & promotion of entrepreneurial skills among women.

DIAL - Centre for Empowerment & Livelihoods (CEL-D): DIAL strongly believes that building and nurturing skills amongst youth is key to making a difference to their lives and to the society. DIAL has been involved in skilling since 2009, when it set up its first skill training center in the vicinity of the airport. DIAL-CSR runs the Centre for Empowerment and Livelihoods, Delhi (CEL-D) that provides entry level employability skills training for drop-out youth in the age group of 18-30 years hailing from deserving families. Since inception, above 8500 youth have been trained, with a settlement rate of more than 85%. The centre offers a menu of 14 courses in collaboration with lead industry partners like Volvo, Schneider, Voltas, CELEBI, Relaxo etc. to equip trainees with market relevant skills. Most of the courses are affiliated with Sector Skill Councils of National Skill Development Corporation. The Centre also provides placement and post-placement support for trainees. This year the training was conducted online through blended learning mode. The centre also continued Off Campus Trainings on beauty training, Facility Care Management and tailoring in collaboration with local NGOs at Satya Niketan,

Bawana, Samalkha and Srinivashpuri area. During the reporting period, 1059 youth were trained with the settlement rate of 74%. Initiated a project on 'Upskilling of Trained Youth with Placement Assistance' in collaboration with Commonwealth Educational Media Centre for Asia (CEMCA). New course on Banking Business Correspondent was conceived during the year.

Promoting Gender Equality and Empowerment of Women:

Supporting Livelihoods: Project SMILE (Supporting, Marginalized, Individuals through Livelihoods & Empowerment) project was scaled up to extent immediate support towards livelihood restoration of women who have lost their sole bread earners during the COVID-19 pandemic. Under this project 360 women from Bawana, Mahipalpur, Nangloi, Najafgarh, Jahagirpuri & Dwarka area were identified and supported with cart to initiate income generation activities.

The **Community Resource Center** (CRC) at Savda helped community to get access to Government schemes by providing them relevant information. In the reporting period, assistance was extended to more than 200 people to get online enrollment in different Government schemes like *Aadhar Card*; PAN card, old age pension, getting widow pension, disability certificate, and disability unique ID.

Employee Volunteering:

DIAL-CSR believes in effective partnership and participation of corporate employees in community services. During the period 2021-22, around 20 employee involvement programs were organized to create opportunities for employee involvement, and 177 employees and family members were involved and invested 472 hours in community services.

Photo Gallery



Vocational Training



Project SMILE



Mobile Medical Unit

Human Resource

Your Company continued to maintain a conducive and cordial Industrial relation climate during the financial year 2021-22. The year passed off as yet another year with zero man day's loss on account of labour disputes. In spite of restrictions imposed by the Government due to the COVID-19 pandemic, a cordial Industrial climate was ensured through participative management. Compliance of applicable Labour Laws, adherence to Government Guidelines and consultative decision making, continued to remain the core strengths in dealing with employee benefits and welfare issues. As always, zero tolerance to indiscipline continued to remain the hallmark of your Company's philosophy.

In order to strengthen a spirited fight against COVID-19, Your Company has left no stone unturned to protect the health and wellbeing of employees and their family. All the efforts taken, the policies in making and facilities that added basis every day new learning, is a pure reflection of our values and beliefs. Your Company stood tall in exhibiting all the values in all the actions executed during this time of sensitive environment.

Moreover, in all the actions, management's flexibility, agility and adaptability has been truly reflected in serving employees and their family members. Undermentioned are the initiatives taken to serve employees and their family.

- To safeguard the interest of employees, their families and society at large, Company borne (undertook) weekly RTPCR exercise is a practice in the Company, premises for all the employees who are attending regular duties.
- Corporate tie-ups are in place for employees and family members who are impacted from COVID, having mild symptoms and are under home isolation for treatment. Established 85 bedded, fully equipped Dedicated COVID Health Centre (hospital) at Terminal 2 for employee and family members.
- Robust team of doctors is on board under the leadership of Chief Medical Officer to assist employees at the time of emergency.
- 24X7, employee emergency help line is available to cater to any requirements of employees, be it their personal requirements arising out restricted mobility and administrative restrictions or their medical exigency.
- GPS enabled, Basic Life Support (BLS) Ambulances along with emergency first aid trained paramedics, are placed at office in standby mode to cater to medical exigencies of employees and employees can access the service by just dialling 24X7 emergency helpline of Company.
- Work from home and remote locations is a practice for employees identified under the said category so that they can be safeguarded from the catastrophic impact of COVID-19.

- Internal COVID fund was created to accommodate COVID related emergencies of employees and all the employees were given a facility of utilizing buffer under irrespective of their entitlements under Company mediclaim policy.
- Delhi Airport was the first in entire aviation community to get the access of vaccination for employees and their family members of entire Airport community through government machinery.
- It is further apposite to mention that not even for employees but in compliance of MoCA circular, Company is also running an on-going drive for all the stake holders at airport community.
- In view of mental health and wellness, experienced counsellor is on board and the helpline number is accessible to all employees who are willing to talk and share. Lifestyle, household and office related stress and issues have seen a generic surge during lockdown periods.
- Hence, Company has consciously taken a call to have a counsellor helpline for employees.
- New machines are installed with all IT enabled software having facility of face recognition and bar code recognition, having information feed of weekly RTPCR report and vaccination certificate check. It promotes an absolute contact less entry.
- Accommodation centre in office premises and Airside (Fire Station) established to ensure continuity of business anticipating any eventualities related to COVID 19

Handholding employees, standing tall with their family members is an inherit part of value system of your Company. Moreover, Company promotes an environment of continuous learning, growth and personal achievement. The learning and development activities in the Company focus on adding new skill sets desired and enhancing existing skills as per business needs, strategic challenges and as per core competencies of the organization. Your Company provides learning and development opportunities based on the training need identified through the role based need identification approach, business requirement of core competency, leadership development and strategic challenges.

- Validation of existing functions and roles in organization unit.
- Finalization of technical competency dictionary based on the theories and function in the organization unit.
- Identifying skill sets for a role based on the competency dictionary and departmental strategy planning.
- Finalizing training need for the role.
- Finalizing training needs for the individual based on the proficiency level in the particular role.

Brand Transition Programs and Development of Internal Talent:

- To reinforce new knowledge and skills on the job and to enable managers in transitioning from an individual contributor to a people manager First time manager intervention has been conducted in 2019 -2020 and 2021-2022. The intervention includes a 2-day workshop that addressed various competencies of effective manager through interactive activities and discussions. Post the workshop 3 Group Coaching Sessions were conducted with a certified coach to reinforce and facilitate the application of the overall learnings.
- As part of the Multi- Tier Leadership Development Program, Leadership Excellence for Airport Professionals (LEAP) is an intervention the Company created with an objective of developing internal talent to its optimum potential for the purpose of organization and personal growth. The intervention will focus on competencies around Leading Self, Leading Teams, Financial Analysis and Planning, Data based decision making, Strategic Orientation and Managing Change in the VUCA environment, supported with strategic initiatives and social responsibility projects.
- Accredited Airport Executive program by American Association of Airport Executives (A.A.A.E) and International Association of Airport Executives (IAAE), AAAE's sister organization. The accreditation process is made up of four modules, Airport Finance and Administration; Airport Planning, Construction and Environmental; Airport Operations, Safety, Security and Maintenance; Airport Marketing, Communications and Community Relations.

Focus on Customer Service and Passenger Experience:

- In order to enable our front-end employees to provide exceptional service to passengers and other stakeholders which reflects our **GMR Values in true sense Being GMR**, a training intervention was undertaken at Delhi Airport. Based on the results achieved and feedback received for the Being GMR program in 2018-2019, Being GMR was conducted in 2019-2020 for the Terminal Operations team. The intervention was conducted for the Customer Service Executives and the Terminal managers also. To strengthen the intervention, Human Job analysis was conducted for each of the above-mentioned roles and each participant underwent a personal profile analysis to understand the gap in the behavioural traits that are required for their roles. The efforts resulted in sustaining our global leadership positions in both ACI and SKYTRAX and bringing in more recognition.

Focus on Knowledge Management and Engagement:

- Wins over Worries campaign was launched to capture the new developed capabilities, knowledge and dispositions developed during lockdown. The lockdown lead people to embrace technological understanding, develop critical awareness and think in new ways that cross traditional boundaries. The session aims to make the employees be aware about some of the best practices. During these sessions, one SCM every month, speaks about the challenges faced by the team and the solutions developed to overcome them. The session highlights new capability, knowledge, initiatives, processes, strategies and systems, which have been implemented to deal with evolving scenario.

Focus on developmental and Behavioural growth:

- Trainings such as Execution Effectiveness, Empathy, Personal Effectiveness, Frugality, Conflict Management, Presentation Skills, Negotiation & Influencing skills, Emotional Intelligence, Financial Modelling, and Advanced Ms. Excel etc. are the behavioural trainings that were conducted to upskill and empower our employees.
- Trainings such as, Handling of Hazmat Emergencies, Fire Extinguishing Training, Basic Fire Safety Training, R/T Phraseology, Annex-14, AIS, AIP, NOTAM, DGR Training, etc. are the technical training aligned to our aim of having safe and smooth aircraft operations at the Company.
- The Company also conducts program for creating awareness on gender sensitivity. Programs such as ALL women workshop on gender sensitivity, HARMONY- a gender sensitivity dialogue and Soaring High- A women in transition, were conducted to facilitate gender sensitive approach.

People practices and policies of rewarding, listening and celebrating:

The Company is having robust people practice and policy to reward, connect with employees and recognize their contribution towards the organization. There are multiple forums to hear out employee voice and their address their issues, starting from Leadership Connect, CHRO Interaction and HR –Business Partner Connect on different forum like:

- **Employee Engagement Survey** – An annual engagement survey based on Great Place to Work model where employee feedback is sought in and action plans are devised around low scoring responses.
- **Living GMR Values** - An initiative where in employees have an opportunity to imbibe and practices GMR Values and Beliefs and assess the maturity level of demonstration for each value.
- **Indradhanush**- An initiative to provide opportunity to all employees to present revenue generation proposals to contribute to top line and also execute them post evaluation.
- **SKIP level meetings** - Meetings where employees interact with the manager of immediate manager or HOD, in absence of the immediate manager in hierarchy.
- **HR Dialogues (monthly / Quarterly)** - HR Business partner with CHRO attend dialogue sessions with departments. Employees attending the meeting can share feedback on how things are working and share their grievances as well.
- **CEO Communication**- A quarterly activity where the CEO of DIAL interacts directly with the employees and briefs them on the changes that are about to take place in the organization.

The CEO communication is also aimed at taking and providing feedback from employees on what went well and what didn't go well.

- **Idea factory-** DIAL's Idea factory has a well-structured process of screening every idea and taking it to a logical conclusion. These ideas are implemented & are leveraged for process improvement.
- **HR DIAL email communications for all users-** HR has a designated email ID from which all communication flows to employees related to policy changes, important info. related to employees etc.
- **Umang- Quarterly HR Magazine** - Quarterly Employee engagement magazine that showcases employee achievements, experience, recreational activities undertaken, cooking recipes, fun at work including kids section.
- **Pratibha** - An Annual Cultural show which is driven by the employees for the employees. Participants take part in programmes like poetry, painting, singing, dancing etc. to not only showcase their talent but to rejuvenate and deliver higher productivity.
- **Harmony-** A Gender Sensitivity program for men and women at the workplace which talk about how men and women can work, collaboratively and learn from each other at the workplace.
- **Insights-** Sharing of experience and learning by senior leaders.

The Company has always ensured, nurtured, and rewarded the association of employees with the organization and all the employees having 10 years or more of association with Company have been awarded under the category of long service award. Other than celebrating the association of employees, Company focuses on career progression of internal talent to augment sense of belongingness, ensuring retention and providing a career path to employees in cross functional areas too. The Company is having a robust practice and policy of internal Job posting through which the first priority is given to internal talent for any vacant position and it is a matter of pride that more than 40% of the vacant position are closed through internal job postings. Moreover, Company is committed to provide equal opportunities to all employees and treat them with dignity. All decisions pertaining to eligibility, qualification and selection of applicants in all matters is solely based on merit. As an organization, focus is on providing equal opportunities to all employees without any prejudice of region, religion, race or gender as per policy.

ENVIRONMENT HEALTH AND SAFETY

Your Company is committed to conduct its business in an environment-friendly and sustainable manner by minimizing the impact of its activities on the environment with necessary pollution control systems and safeguards. Your Company addresses Environment, Health and Safety by effective business aspect and associated impact analysis with necessary action plans and controls as per the framework of ISO 14001:2015 Environment Management Systems (EMS) and by Sustainability Management Framework based on GRI Standard.

EHS and Sustainability Management is an integral part of Company's business strategy. Some of the key initiatives by your Company are as follows:

- Adoption of Greenhouse Gas Accounting and Management System at Delhi Airport. Company has also adopted Airport Carbon Accreditation (ACA) program of ACI. Delhi Airport is first Airport in Asia-Pacific region and only the second airport globally to achieve Level 4+, "Transition" accreditation under this program. ACA is the only globally recognised program for airports to manage and reduce their emissions along with the stakeholders.
- The Company is working towards becoming "Net Zero Carbon Emission" Airport by 2030 by following various Government of India initiatives and the Airport Carbon Accreditation guidelines.
- Implementation of Environment Management System (EMS) and certification under ISO 14001:2015. The current EMS certificate is valid till 8th April 2024. DIAL has also adopted Energy Management System (EnMS) and the EnMS is certified under ISO 50001:2018.
- Adoption of green building standards (LEED & IGBC) in all existing and upcoming infrastructures of Delhi Airport. Airport's Terminal 3 is a LEED India Gold certified green building under "New Construction" category and Platinum rated under IGBC "Existing Building" category. Currently, Company is developing Terminal 1 as a LEED Gold certified building with energy efficient design and has obtained LEED Platinum rating pre-certification.
- Installation of 7.84 MW solar PV plant in the airside premises of Delhi Airport and is the first airport in the country to have megawatt scale solar plant in the airside. The Company also uses additional renewable energy based electricity from offsite sources through open access.
- The Company has adopted operational measures such as Airport Collaborative Decision Making (A-CDM) to improve operational efficiency and reduce the aircraft emissions through better planning and utilization of resources during operation.
- Implementation of water management system that includes, water efficiency measures, waste water treatment and recycling through 16.6 MLD Zero Liquid Discharge (ZLD) Sewage Treatment Plant and efficient water treatment plant of 5 MLD to provide good quality water.
- The Company has constructed more than 350 rain water harvesting structures across the airport and further as a part of expansion, additional more than 300 structures are being

added. DIAL has also developed two rain water storage facilities having combined capacity approximately 9 ML.

- Implementation of aircraft noise management system and environmental compliance management system.
- Use of alternative and green fuel vehicles such as CNG and electric vehicle. Electric vehicle charging stations have also been set up to support passengers and electric taxi service providers.
- More than 120 acres of landscape area which is maintained entirely by supplying STP treated recycled water by drip irrigation and automatic water efficient water dispensing system.

Sustainability initiatives of the Company has brought many accolades to IGI Airport. Some of the key awards and achievements are:

- Delhi Airport continues to be the first airport in Asia-Pacific region and only the second airport globally to achieve Level 4+ “Transition” accreditation under ACI’s Airport Carbon Accreditation framework.
- DIAL has achieved CII National Award for Excellence in Energy Management 2021 and National Energy Leader 2021 (August 2021).
- DIAL has achieved “Wings India Award” for Environment and Sustainability Management 2021 (March 2022).
- DIAL has won “FICCI Water Awards 2021” in the Industrial Water Use Efficiency Category (March 2022).
- Successfully completed the external audit for ISO 14001:2015 recertification. The audit was conducted by DNV-GL (March 2022).

**For and on behalf of the Board of Directors
of Delhi International Airport Limited**

Sd/-
G.B.S. Raju
Managing Director
DIN: 00061686
Place: New Delhi

Sd/-
K. Narayana Rao
Whole-Time Director
DIN: 00016262
Place: New Delhi

Date: July 29, 2022

3. No. of Shares of Associate or Joint Ventures held by the Company on the year end	1,25,00,000	10,83,33,334	92,22,505	4,26,40,000	4,06,38,560	56,00,000	3,99,20,000	2,91,20,000	222
Amount (in INR) of investment in Associates/Joint Venture (Cash value)	12,50,00,000	1,08,33,33,340	9,22,25,050	42,64,00,000	40,63,85,600	5,60,00,000	39,92,00,000	29,12,00,000	2220
Extent of Holding %	50.00%	20.14%	49.90%	26.00%	49.90%	40.00%	49.90%	26.00%	22.20%
4 Description of how there is significant influence	Holding more than 20% Capital and Agreement								
5. Reason why the associate/joint venture is not consolidated	Not Applicable								
6. Net worth attributable to Shareholding as per latest audited Balance Sheet (Rs. in crore)	21.73	57.81	39.86	63.24	32.71	6.52	234.58	76.37	(0.17)

7.Profit/Loss for the year (Rs. in crores)	3.93	(8.91)	2.27	(5.33)	(4.91)	0.49	188.34	95.66	(0.12)
i.Considered in Consolidation (Rs. in crores)	1.96	(1.79)	1.13	(1.39)	(2.45)	0.20	93.98	24.87	(0.03)
ii. Not considered in Consolidation (Rs. in crores)	1.97	(7.12)	1.14	(3.94)	(2.46)	0.29	94.36	70.79	(0.09)

For and on behalf of the Board of Directors
of Delhi International Airport Limited

Sd/-
G.B.S. Raju
Managing Director
DIN-00061686

Sd/-
K. Narayana Rao
Whole-Time Director
DIN-00016262

Sd/-
Hari Nagrani
Chief Financial Officer

Sd/-
Abhishek Chawla
Company secretary

Place: New Delhi

Date: July 29, 2022

Annexure – B

CORPORATE SOCIAL RESPONSIBILITY (CSR) ANNUAL REPORT OF DELHI INTERNATIONAL AIRPORT LIMITED FOR THE FINANCIAL YEAR 2021-22

1. Brief outline on CSR Policy of the Company:

The Company has adopted CSR Policy as recommended by its CSR Committee and the Board which covers mainly (i) Preamble; (II) Guiding Principles for Selection & Implementation of Projects/ Programs under CSR Policy; (III) Expenditure incurred for certain activities shall not be treated as CSR activity by the Company; (IV) Surplus from CSR activities; (V) Monitoring of CSR activities; (VI) Annual Action Plan; and (VII) Amendment.

2. Composition of CSR Committee:

S. No.	Name of the Director	Designation / Nature of Directorship	Number of meetings of CSR Committee held during the year	Number of meetings of CSR Committee attended during the year
1.	Dr. Emandi Sankara Rao*	Independent Director (Chairman of the CSR Committee)	Two (2)	One (1)*
2.	Mr. Indana Prabhakara Rao*	Executive Director (Member of the CSR Committee)	Two (2)	One (1)*
3.	Mr. Narayana Rao Kada	Whole-time Director (Member of the CSR Committee)	Two (2)	Two (2)
4.	Mr. RSSLN Bhaskarudu [#]	Independent Director (Chairman of the CSR Committee)	Two (2)	One (1) [#]
5.	Mr. Gunuputi Subba Rao [#]	Director (Member of the CSR Committee)	Two (2)	One (1) [#]

* During the financial year under review, Dr. Emandi Sankara Rao (w.e.f. October 12, 2021) and Mr. Indana Prabhakara Rao (w.e.f. May 24, 2021) were inducted as a member of the CSR Committee by the Board of Directors of the Company. Further, only one meeting of the CSR Committee was held post their induction.

[#] During the financial year under review, Mr. Gunuputi Subba Rao (w.e.f. May 24, 2021) and Mr. R.S.S.L.N. Bhaskarudu (w.e.f. September 19, 2021) ceased to be a member of the CSR Committee of the Company. Further, only one meeting of the CSR Committee was held during their tenure.

3. Web-link where Composition of CSR committee, CSR Policy and CSR projects approved by the Board are disclosed on the website of the Company:
<https://www.newdelhiairport.in/corporate/our-company>
4. Details of Impact assessment of CSR projects carried out in pursuance of sub-rule (3) of rule 8 of the Companies (Corporate Social Responsibility Policy) Rules, 2014: Not Applicable
5. Details of the amount available for set off in pursuance of sub-rule (3) of rule 7 of the Companies (Corporate Social Responsibility Policy) Rules, 2014 and amount required for set off for the financial year, if any:

Sl. No.	Financial Year	Amount available for set-off from preceding financial years (in Rs.)	Amount required to be set-off for the financial year, if any (in Rs.)
1.	2021-22	5,04,96,000/-	3,66,97,000/-

6. Average net profit of the company as per section 135(5):

Amount (in Rs.)	
Financial Year	Net Profits/ (Loss)
2018-19	(2,92,78,84,042)
2019-20	(55,72,21,443)
2020-21	(4,76,25,63,433)
Total Profit / (Loss) for 3 years	(824,76,68,918)
Average Profit / (Loss) per year	(274,92,22,973)

7. (a) Two percent of average net profit of the company as per section 135(5): **NIL**
- (a) Surplus arising out of the CSR projects or programmes or activities of the previous financial years: **NIL**
- (b) Amount required to be set off for the financial year, if any: **3,66,97,000/-**
- (c) Total CSR obligation for the financial year (7a+7b-7c): **NIL**
8. (a) CSR amount spent or unspent for the financial year:

Total Amount Spent for the Financial Year (in Rs.)	Amount Unspent (in Rs.)				
	Total transferred to Unspent CSR Account as per section 135(6)	Amount transferred to Schedule VII as per second proviso to section 135(5)	Amount transferred to any fund specified under Schedule VII as per second proviso to section 135(5)		
	Amount	Date of transfer	Name of the Fund	Amount	Date of transfer
3,66,97,000	NIL	-	-	NIL	-

(a) Details of CSR amount spent against **ongoing projects** for the financial year:

(1)	(2)	(3)	(4)	(5)		(6)	(7)	(8)	(9)	(10)	(11)	
Sl. No	Name of the Project	Item from the list of activities in Schedule VII to the Act	Local area (Yes/No)	Location of the project		Project duration (in months)	Amount allocated for the project (in Rs.)	Amount spent in the current financial Year (in Rs.)	Amount Transferred to Unspent CSR Account for the project as per Section 135(6) (in Rs.)	Mode of Implementation - Direct (Yes/No).	Mode of Implementation - Through Implementing Agency	
				State	District						Name	CSR Registration number
1.	Preventive health care services at door step through MMUs	Preventive health care & sanitation	Yes	Delhi	SW Delhi slums/JJ clusters in periphery of IGI airport	12 months	50,00,000	45,00,000	NA	No	Help Age India	CSR00000901
2.	Repairing of public use toilets	Preventive health care & sanitation	Yes	Delhi	SW Delhi	12 months	3,00,000	1,78,000	NA	No	GMR VF	CSR00000851
3.	Educational Support to 30 Gifted Children	Promoting Education including vocational skills	Yes	Delhi	SW Delhi	12 months	5,00,000	7,52,000	NA	No	GMR VF	CSR00000851
4.	Vocational training	Promoting Education including	Yes	Delhi	SW Delhi	12 months	1,37,00,000	1,21,65,000	NA	No	GMR VF	CSR00000851

	to more than 500 school/college dropout youth	vocational skills									
5	Livelihood support to more than 20 women	Gender Equality through women Empowerment	Yes	Delhi slums in periphery of IGI Airport	12 months	5,00,000	4,35,000	NA	No	GMR VF	CSR00000851
	Total Amount in Lakh (Rs.)					2,00,00,000	1,80,30,000				

(b) Details of CSR amount spent against **other than ongoing projects** for the financial year:

(1)	(2)	(3)	(4)	(5)		(6)	(7)	(8)	
Sl. No.	Name of the Project	Item from the list of activities in schedule VII to the Act.	Local area (Yes/No).	Location of the project.		Amount spent for the project in the Financial Year (in Rs.)	Mode of implementation Direct (Yes/No).	Mode of Implementation through implementing agency.	
				State	District			Name.	CSR registration Number.
1	COVID 19 response activities	Combating diseases	Yes	Delhi	South West	20,03,000	No	GMRVF	CSR00000851
			No	AP	Srikakulam	1,54,04,000			
			No	Odisha	Dhenkanal	11,39,000			
			No	HP	Chamba	71,000			
			No	UK	Chamoli	50,000			
					Total Amount (in Rs.)	1,86,67,000			

(c) Amount spent in Administrative Overheads: **NIL**

(d) Amount spent on Impact Assessment, if applicable: **NIL**

(e) Total amount spent for the Financial Year (8b+8c+8d+8e): () = Rs.
(1,80,30,000+1,86,67,000)= Rs.3,66,97,000/-

(f) Excess amount for set off, if any: **Rs. 3,66,97,000/-**

Sl. No.	Particulars	Amount (in Rs.)
(i)	Two percent of average net profit of the company as per section 135(5)	NIL
(ii)	Total amount spent for the Financial Year	Rs.3,66,97,000/-
(iii)	Excess amount spent for the financial year [(ii)-(i)]	Rs.3,66,97,000/-
(iv)	Surplus arising out of the CSR projects or programmes or activities of the previous financial years, if any	NIL
(v)	Amount available for set off in succeeding financial years [(iii)-(iv)]	Rs.3,66,97,000/-

9. (a) Details of Unspent CSR amount for the preceding three financial years: **NIL**

Sl. No.	Preceding Financial Year	Amount transferred to Unspent CSR Account under section 135(6) (in Rs.)	Amount spent in the reporting Financial Year (in Rs.)	Amount transferred to any fund specified under Schedule VII as per section 135(6) if any			Amount remaining to be spent in succeeding financial years (in Rs.)
				Name of the Fund	Amount (in Rs)	Date of transfer	

(a) Details of CSR amount spent in the financial year for ongoing projects of the preceding financial year(s): **NIL**

(1)	(2)	(3)	(4)	(5)	(6)	(7)	(8)	(9)
Sl. No.	Project ID.	Name of the Project.	Financial Year in which the project was commenced	Project duration	Total amount allocated for the project (in Rs)	Amount spent on the project in the reporting Financial Year (in Rs)	Cumulative amount spent at the end of the reporting Financial Year (in Rs.)	Status of the project Completed /Ongoing

10. In case of creation or acquisition of capital asset, furnish the details relating to the asset so created or acquired through CSR spent in the financial year (**asset-wise details**): **Not applicable**

Date of creation or acquisition of the capital asset(s).

- (a) Amount of CSR spent for creation or acquisition of capital asset.
- (b) Details of the entity or public authority or beneficiary under whose name such capital asset is registered
- (c) Provide details of the capital asset(s) created or acquired (including complete address and location of the capital asset).

11. Specify the reason(s), if the company has failed to spend two per cent of the average net profit as per section 135(5): **Not Applicable**

Sd/-

Dr. Emandi Sankara Rao
Independent Director
(Chairman CSR Committee)
DIN: 05184747

Sd/-

K. Narayana Rao
Whole Time Director
(Member of CSR Committee)
DIN: 00016262

Date: April 27, 2022

Annexure – C
Delhi International Airport Limited
CIN. U63033DL2006PLC146936

Form No. MR-3
SECRETARIAL AUDIT REPORT
FOR THE FINANCIAL YEAR ENDED MARCH 31, 2022
*[Pursuant to section 204(1) of the Companies Act, 2013 and rule
No.9 of the Companies (Appointment and Remuneration Personnel)
Rules, 2014]*

To,

The Members,
Delhi International Airport Limited
New Udaan Bhawan, Opp. Terminal-3,
Indira Gandhi International Airport,
New Delhi-110 037

I was appointed by Delhi International Airport Limited (hereinafter called the Company) to conduct Secretarial Audit as per the provisions of Section 204 of Companies Act, 2013, for the financial year ended March 31, 2022.

I have conducted the Secretarial Audit of the compliance of applicable statutory provisions and the adherence to good corporate practices by the Company. Secretarial Audit was conducted in a manner that provided me/us with a reasonable basis for evaluating the corporate conducts/ statutory compliances and expressing my opinion thereon.

Management's Responsibility for Secretarial Compliances

The Company's management is responsible for preparation and maintenance of secretarial records and for devising proper systems to ensure compliance with the provisions of applicable laws and regulations.

Auditors Responsibility

Our responsibility is to express an opinion on these secretarial records, standards and procedures followed by the Company with respect to secretarial compliances, based on our audit.

We believe that audit evidence and information obtained from the Company's management is adequate and appropriate for us to provide a basis for our opinion.

We have followed the audit practices and processes as were appropriate to obtain reasonable assurance about the correctness of the contents of the secretarial records. The verification was done on test basis to ensure that correct facts are reflected in secretarial records. We believe that the processes and practices, we followed provide a reasonable basis for our opinion.

We have not verified the correctness and appropriateness of financial records and books of accounts of the company.

Wherever required, we have obtained the management representation about the compliance of laws, rules and regulations and happening of events etc.

The secretarial audit report is neither an assurance to the future viability of the company nor of the efficacy or effectiveness with which the management has conducted the affairs of the company.

Opinion

I have examined the books, papers, minute books, forms and returns filed and other records maintained by the Company for the financial year ended on March 31, 2022 according to the provisions of:

- (i) The Companies Act, 2013 (the Act) and the rules made thereunder;
- (ii) The Securities Contracts (Regulation) Act, 1956 ('SCRA') and the rules made thereunder, as may be applicable;
- (iii) The Depositories Act, 1996 and the Regulations and Bye-laws framed thereunder, as may be applicable;
- (iv) Foreign Exchange Management Act, 1999 and the rules and regulations made thereunder to the extent of Foreign Direct Investment, and External Commercial Borrowings;
- (v) The following Regulations and Guidelines prescribed under the Securities and Exchange Board of India Act, 1992 ('SEBI Act'):-
 - (a) The Securities and Exchange Board of India (Substantial Acquisition of Shares and Takeovers) Regulations, 2011 – **Not applicable as the Company is not a listed company,**
 - (b) The Securities and Exchange Board of India (Prohibition of Insider Trading) Regulations, 2015 – **Not applicable as the Company is not a listed company;**
 - (c) The Securities and Exchange Board of India (Issue of Capital and Disclosure Requirements) Regulations, 2018 – **Not applicable as the Company is not a listed company;**
 - (d) The Securities and Exchange Board of India (Share Based Employee Benefits) Regulations, 2014 / Securities and Exchange Board of India (Share Based Employee Benefits and Sweat Equity) Regulations, 2021 – **Not applicable as the Company is not a listed company;**
 - (e) The Securities and Exchange Board of India (Issue and Listing of Debt Securities) Regulations, 2008 – **Not applicable as the Company is not a listed company;**

- (f) The Securities and Exchange Board of India (Registrars to an Issue and Share Transfer Agents) Regulations, 1993 regarding the Companies Act and dealing with client – **Not applicable;**
- (g) The Securities and Exchange Board of India (Delisting of Equity Shares) Regulations, 2021 – **Not applicable as the Company is not a listed company;** and
- (h) The Securities and Exchange Board of India (Buyback of Securities) Regulations, 2018 – **Not applicable as the Company is not a listed company;**

I have also examined compliance with the applicable clauses of the following:

- (i) Secretarial Standards issued by The Institute of Company Secretaries of India.
- (ii) SEBI (Listing Obligation and Disclosure Requirements), Regulations, 2015 – **Not applicable as the Company is not listed and had not entered into listing agreement with any stock exchange.**

Based on our verification of the Company's books, papers, minutes books, forms and returns filed and other records maintained by the Company and also the information provided by the Company, its officers, agents and authorised representatives during the conduct of Secretarial Audit, we hereby report that in our opinion, the Company has, during the financial year ended March 31, 2022, complied with the aforesaid laws, material compliances are listed in the Annexure attached to this report.

I further report that AERA has issued tariff order no 57/2020-21 for third control period ("CP3") starting from April 1, 2019 to March 31, 2024 on December 30, 2020 allowing DIAL to continue with BAC+10% tariff for the balance period of third control period. AERA has also allowed compensatory tariff in lieu of Fuel Throughput Charges w.e.f. February 01, 2021 for the balance period of third control period. DIAL had also filed an appeal against some of AERA's decision in third control period order on January 29, 2021 with TDSAT.

DIAL's appeal against the second control period ("CP2") is pending before the TDSAT and the same is still to be heard which shall be heard in due course. Also, DIAL in respect of TDSAT order against first Control period appeal dated April 23, 2018 has filed a limited appeal in the Hon'ble Supreme Court of India on July 21, 2018 and same is still to be heard.

TDSAT at the request of AERA and concurred by DIAL, has agreed tagged CP2 appeal with CP3 appeal. The matter is being sub judice at TDSAT.

Based on information received and records maintained, we further report that:

1. The Board of Directors of the Company is duly constituted with proper balance of Executive Directors, Non-Executive Directors and Independent Directors.
2. Adequate notice is given to all directors to schedule the Board Meetings. Agenda and detailed notes on agenda were sent in compliance of the Secretarial Standards, and a system exists for seeking and obtaining further information and clarifications on the agenda items before the meeting and for meaningful participation at the meeting.

3. Majority decision is carried through while the dissenting members' views are captured and recorded as part of the minutes.
4. The Company has proper Board processes.

Based on the compliance mechanism established by the Company in the form of Legatrix Software and Compliance Certificate(s) issued by the Function Head(s) of all the Departments to the Managing Director and Chief Financial Officer (CFO) of the Company and on the basis of said certificate(s) the Compliance Certificate(s) signed by Managing Director/ Chief Executive Officer (CEO) and Chief Financial Officer (CFO) taken on records by the Board of Directors at their meeting(s), we are of the opinion that the management has adequate systems and processes in the company commensurate with the size and operations of the Company to monitor and ensure compliance with applicable laws, rules, regulations and guidelines.

Place: New Delhi
Date: April 21, 2022
UDIN: F004982D000173579

Sd/-
Signature
Maneesh Gupta
FCS No. 4982
C P No. 2945

ANNEXURE TO SECRETARIAL AUDIT REPORT

In our opinion and to the best of our information and according to the examinations carried out by us and explanations furnished and representations made to us by the Company, its officers and agents, we report that the Company has during the financial year under review, complied with the provisions of the Acts, Rules made thereunder and the Memorandum and Articles of Association of the Company with regard to:

1. Maintenance of various statutory registers and documents and making necessary entries therein;
2. Contracts, Common Seal and Registered Office and publication of name of the Company;
3. Forms, returns, documents and resolutions required to be filed with the Registrar of Companies, Regional Director, Central Government, National Company Law Tribunal (NCLT) or such other authorities;
4. Service of documents by the Company on its Members, Directors, Auditors and Registrar of Companies;
5. Constitution of the Board of Directors, Audit Committee, Nomination and Remuneration Committee, Share Allotment, Transfer & Grievance Committee and Corporate Social Responsibility Committee;
6. Appointment, re-appointment and Retirement of Directors including Managing Director and Executive Directors and payment of remuneration to them;
7. Disclosure of interest and concerns in contracts and arrangements, shareholdings and directorships in other companies and interest in other entities by Directors;
8. Disclosure requirements in respect to their eligibility for appointment, declaration of their independence,
9. All transactions with related parties were in the ordinary course of business and arms length and were placed before the Audit Committee periodically;
10. Establishing a vigil mechanism and providing to complainants, if any, unhindered access to the Chairman of the Audit Committee.
11. Constituting the Corporate Social Responsibility Committee formulating and adopting Corporate Social Responsibility Policy indicating the activities to be undertaken by the Company;
12. Appointment of persons as Key Managerial Personnel;
13. Appointment and remuneration of Statutory Auditor and Cost Auditor;
14. Appointment of Internal Auditor;
15. Notice of meetings of the Board and Committee thereof;
16. Minutes of meetings of the Board and Committees thereof including passing of resolutions by circulations;
17. Notice convening annual general meeting held on September 17, 2021 and holding of the meeting on that date;
18. Minutes of General meeting;
19. Approval of members, Board of Directors, Committee of Directors and government authorities, wherever required;
20. Form of balance sheet as at March 31, 2021 as prescribed under Schedule III Part I of the Companies Act, 2013;
21. Report of the Board of Directors for the financial year ended March 31, 2021;

- 22. Borrowings and registration of charges;
- 23. Investment of the Company's funds including inter corporate loans and investments.

Place: New Delhi
Date: April 21, 2022
UDIN: F004982D000173579

Sd/-
Signature
Maneesh Gupta
FCS No. 4982
C P No. 2945

Annexure – D
Delhi International Airport Limited
CIN. U63033DL2006PLC146936

FORM No. – AOC 2

(Pursuant to *clause (h) of sub-section (3) of section 134 of the Act and Rule 8(2) of the Companies (Accounts) Rules, 2014*)

Form for disclosure of particulars of contracts/arrangements entered into by the company with related parties referred to in sub-section (1) of section 188 of the Companies Act, 2013 including certain arm's length transactions under third proviso thereto.

1. Details of contracts or arrangements or transactions not at arm's length basis:

All the contracts or arrangements or transactions with the related parties are on arm's length basis. So, the information below is not required.

- (a) Name(s) of the related party and nature of relationship
- (b) Nature of contracts/arrangements/transactions
- (c) Duration of the contracts / arrangements/transactions
- (d) Salient terms of the contracts or arrangements or transactions including the value, if any
- (e) Justification for entering into such contracts or arrangements or transactions
- (f) Date(s) of approval by the Board
- (g) Amount paid as advances, if any:
- (h) Date on which the special resolution was passed in general meeting as required under first proviso to section 188

2. Details of material contracts or arrangement or transactions at arm's length basis

As per details given below in Annexure – D (I)

- (a) Name(s) of the related party and nature of relationship
- (b) Nature of contracts/arrangements/transactions
- (c) Duration of the contracts / arrangements/transactions
- (d) Salient terms of the contracts or arrangements or transactions including the value, if any:
- (e) Date(s) of approval by the Board, if any:
- (f) Amount paid as advances, if any:

ANNEXURE – D (I)

S. No	Particulars	Details	
1	Name(s) of the related party and nature of relationship	Raxa Security Services Limited GMR Group Entity and Fellow Subsidiary of DIAL	GMR Airport Developers Limited GMR Group Entity and Fellow Subsidiary of DIAL
2	Nature of contracts/ arrangements/transactions	Allotment of Office space.	Concession Agreement for providing Bridge Mounted Equipment (BME) Services.
3	Duration of the contracts / arrangements/transactions	August 01, 2021 to March 31, 2023	w.e.f. April 01, 2022, for a period of 15 years.
4	Salient terms of the contracts or arrangements or transactions including the value, if any:	Office Space of up to 90 Sqm. at NUB Complex at Building 301 at ₹3,870.33 per square meter with an escalation of 7.5% on 01 st April every year.	As mentioned in the Bridge Mounted Equipment Concession Agreement dated April 01, 2022.
5	Date(s) of approval by the Board, if any:	July 20, 2021	January 27, 2022
6	Amount paid as advances, if any:	Security Deposit for 06 months.	N.A.

For and on behalf of the Board of Directors
of Delhi International Airport Limited

Sd/-
G.B.S. Raju
Managing Director
DIN: 00061686
Place: New Delhi

Sd/-
K. Narayana Rao
Whole-Time Director
DIN: 00016262
Place: New Delhi

Date: July 29, 2022

Annexure – E
Delhi International Airport Limited
CIN. U63033DL2006PLC146936

CONSERVATION OF ENERGY, TECHNOLOGY ABSORPTION

A) Conservation of Energy:

(i) The steps taken or impact on conservation of energy:

- Automation of break down maintenance performance tracking.
- Achieved GreenCo Platinum Level under Green Company Framework by CII-GBC. The Company has been accredited highest rating for Energy category in service industry.
- Street light and all T3 High Mast control has been fitted with Astronomical timers and seasonal control.
- Overall Terminal lighting control at T3 has been improved through LCMS logic change.
- BMA area of Terminal 3 is fully converted to LED.
- Street lights around Terminal 3 converted into LED.
- Terminal 2 lights fully converted to LED
- All street lights of IGI has been converted into LED.
- All signage lights at Terminal 3 has been changed to LED.
- Check-in, SHA, Retail area of T3 completely converted to LED.
- 100% of Apron high mast at T3 has been changed to LED.
- All T-3 conventional lights including back-of-house lighting converted to LED.
- 100% of Apron high mast at T1, T2 and Cargo has been changed to LED.
- More than 90% of power requirement is through renewable source.
- Extending UPS supply from Substation to minimize the inventory of UPS and AC at the Perimeter Intrusion Detection System
- LED conversion of AGL Sign Boards. 100% completed
- LED conversion of AGL lights. One RWY(09/27) completed
- Use of Sine wave CCR instead of Thyristor controller CCR
- Conversion of Dual lamps light fixtures to single lamp fixtures to minimize the spares as well as energy
- Solar Power operated traffic blinkers are installed at airside with three days back up without sun.
- Conversion of 100% perimeter lighting to LEDs from Conventional light fixtures.
- Conversion of Halogen based Light Fixture to LED Light Fixture for Taxi Lanes.
- Conversion of HPSV high mast light fixture to LEDs light fixture in Cargo Apron area.
- Conversion of 100% LEDs in Ancillary buildings at the airside.
- Conversion of Dual lamps light fixtures to single lamp fixtures to minimize the spares as well as energy.

(ii) The steps taken by the company for utilizing alternate sources of energy:

- Entire power generated from the 7.84 MWp Solar power plants is being consumed during the day time, installed capacity 17% of Company's maximum demand

(iii) The Capital Investment on Energy Conservation Equipments : NIL

B) Technology Absorption :

- (i) **the efforts made towards technology absorption:** New Protection relay - REF615 installed, Logic Merging and integration with existing Electrical CMS system.
- (ii) Upgradation of Conventional UPS with Modular UPS and VRLA (Valve-Regulated Lead-Acid) Batteries with Lithium-Ion
- (iii) Adoption of mechanized cleaning of Airfield Ground Lighting
- (iv) Deployment of candela measurement tool
- (v) Implementation of ILCMS (Individual Lamp Control & Monitoring System) for all AGL lights
- (vi) IOT based Control and Monitoring of Apron Flood Lighting system at Airside
- (vii) First Indian Airport certified for ISO 55001-2014 Asset Management System for AGL & Electrical System
- (viii) Use of BSES power source as primary power supply through ONLINE UPS during Low Visibility Operations to reduce diesel consumption and CO2 emission.
- (ix) Deployment of Direction control for RWY 11/29 for Energy Conservation
- (x) **the benefits derived like product improvement, cost reduction, product development or import substitution;** Cost reduction and Product improvement.
- (xi) **in case of imported technology (imported during the last three years reckoned from the beginning of the financial year):** NIL
 - a. the details of technology imported;
 - b. the year of import;
 - c. whether the technology been fully absorbed;
 - d. if not fully absorbed, areas where absorption has not taken place, and the reasons thereof; and

(xii) The expenditure incurred on Research and Development. N.A.

C) FOREIGN EXCHANGE EARNINGS AND OUTGO

Information regarding the Foreign Exchange Earned in terms of actual inflows during the year and the Foreign Exchange Outflow during the year in terms of actual outflow is given in the Note No. 42 (d)(i) to (vi) of the Notes to Accounts of Financial Statements for the year ended March 31, 2022.

**For and on behalf of the Board of Directors
of Delhi International Airport Limited**

Sd/-
G.B.S. Raju
Managing Director
DIN: 00061686
Place: New Delhi

Sd/-
K. Narayana Rao
Whole-Time Director
DIN: 00016262
Place: New Delhi

Date: July 29, 2022

Annexure – F
Delhi International Airport Limited
CIN. U63033DL2006PLC146936

BOARD POLICIES

Subsequent to the closure of the financial year 2021-22, the Non-Convertible Debentures (NCDs) of the Company was listed on BSE Limited on June 23, 2022. Consequently the Company is required to comply with the applicable provisions of Securities and Exchange Board of India (Listing Obligations and Disclosure Requirements) Regulations, 2015 [“Listing Regulations”].

Accordingly, in view of the applicability of Listing Regulations and as per the Companies Act, 2013, both as amended from time to time, mandates the formulation of certain policies as applicable upon the Company. The policies are available on the Company’s website, as may be required under the provisions of Companies Act, 2013 and Listing Regulations, at <https://www.newdelhiairport.in/corporate/our-company>.

The policies are reviewed periodically by the Board and updated as per need and applicability of the Laws.

After the end of financial year 2021-2022 till the date of this Report, the Board of Directors have revised/adopted some of the policies. The details of the key policies that have been revised/ adopted are as follows:

Sr. No.	Name of the Policy	Brief Description
1	Familiarization program for Independent Directors of the Company.	The Company has adopted the familiarisation programme in accordance with Regulation 25(7) of the Listing Regulations to familiarise the independent directors through various programmes about the listed entity, including the following: (a) nature of the industry in which the listed entity operates; (b) business model of the listed entity; (c) roles, rights, responsibilities of independent directors; and (d) any other relevant information.
2	Document Preservation and Archival Policy.	This policy categorizes the records whose preservation shall be permanent in nature and documents that will be preserved for specified period of time and outlines responsibilities to create, maintain and dispose of the records. It endorses the preservation of records in the Company’s Archives.
3	Policy for determining material subsidiary.	The purpose of this policy is to determine the Material Subsidiaries of the Company and to provide the governance framework for such Material Subsidiary(ies).

4	Policy on Related Party Transactions.	The Policy on Related Party Transactions inter-alia sets out process and manner of approval of transactions with related parties.
5	Nomination and Remuneration Policy.	This policy formulates the criteria for determining qualifications, competencies, positive attributes and independence for the appointment of a director (executive / non-executive) and also the criteria for determining the remuneration of the directors, KMP, senior management and other employees.
6	Enterprise Risk Management Policy.	This Policy is to institutionalize a formal risk management function and framework in the Company.
7	Code of conduct for the Board of Directors and Senior Management Personnel.	This Code of Conduct for Directors and Senior Management Personnel is intended to serve as a basis for maintaining the standards of business conduct for the Company and compliance with principles of Corporate Governance and legal requirements.
8	Policy on Whistle Blower/ Vigil Mechanism.	The Company has adopted a whistle blower/ Vigil mechanism to, inter alia, report concerns about unethical behavior, actual or suspected fraud, or violation of the Company's Code of Conduct and Ethics.
9	Environment, Social and Governance (ESG) Policy.	This ESG policy outlines the Company's approach of integrating ESG in its business activities, developing resilient strategies and operational assets that deliver long-term value for the investors.
10	Terms and conditions of appointment of independent directors	Pursuant to the requirements of applicable laws, Company is required to disclose the terms and conditions of appointment of Independent Directors on its website.

For and on behalf of the Board of Directors
of Delhi International Airport Limited

Sd/-
G.B.S. Raju
Managing Director
DIN: 00061686
Place: New Delhi

Sd/-
K. Narayana Rao
Whole-Time Director
DIN: 00016262
Place: New Delhi

Date: July 29, 2022

Walker Chandio & Co LLP
Chartered Accountants
21st Floor, DLF Square,
Jacaranda Marg, DLF Phase II,
Gurugram 122002
India

K. S. Rao & Co.
Chartered Accountants
2nd Floor, 10/2 Khivraj
Mansion, Kasturba Road
Bengaluru – 560001, India

Independent Auditor's Report

To the Members of Delhi International Airport Limited

Report on the Audit of the Standalone Financial Statements

Opinion

1. We have audited the accompanying standalone financial statements of Delhi International Airport Limited ('the Company'), which comprise the Balance Sheet as at 31 March 2022, the Statement of Profit and Loss (including Other Comprehensive Income), the Statement of Cash Flow and the Statement of Changes in Equity for the year then ended, and a summary of the significant accounting policies and other explanatory information.
2. In our opinion and to the best of our information and according to the explanations given to us, the aforesaid standalone financial statements give the information required by the Companies Act, 2013 ('the Act') in the manner so required and give a true and fair view in conformity with the Indian Accounting Standards ('Ind AS') specified under section 133 of the Act read with the Companies (Indian Accounting Standards) Rules, 2015 and other accounting principles generally accepted in India, of the state of affairs of the Company as at 31 March 2022, and its loss (including other comprehensive income), its cash flows and the changes in equity for the year ended on that date.

Basis for Opinion

3. We conducted our audit in accordance with the Standards on Auditing specified under section 143(10) of the Act. Our responsibilities under those standards are further described in the Auditor's Responsibilities for the Audit of the Standalone Financial Statements section of our report. We are independent of the Company in accordance with the Code of Ethics issued by the Institute of Chartered Accountants of India ('ICAI') together with the ethical requirements that are relevant to our audit of the financial statements under the provisions of the Act and the rules thereunder, and we have fulfilled our other ethical responsibilities in accordance with these requirements and the Code of Ethics. We believe that the audit evidence we have obtained is sufficient and appropriate to provide a basis for our opinion.

Emphasis of Matter - Covid 19


4. We draw attention to Note 2(B) of the accompanying standalone financial statements, which describes the uncertainties due to the outbreak of Covid-19 pandemic and the management's evaluation of the impact on the standalone financial statements of the Company as at the balance sheet date. Our opinion is not modified in respect of this matter.

Key Audit Matters

5. Key audit matters are those matters that, in our professional judgment, were of most significance in our audit of the standalone financial statements of the current period. These matters were addressed in the context of our audit of the financial statements as a whole, and in forming our opinion thereon, and we do not provide a separate opinion on these matters.
6. We have determined the matters described below to be the key audit matters to be communicated in our report.



Key audit matter	How our audit addressed the key audit matter
<p>Valuation of Derivative Financial Instruments</p> <p><i>Refer to Note 3(q) for the accounting policy and note 7, 38, 39 and 40 for the financial disclosures in the accompanying standalone financial statements</i></p> <p>The company has entered into derivative financial instruments i.e., call spread options, coupon only hedge, to hedge its foreign currency risks in relation to the long-term bonds issued in foreign currency.</p> <p>Management has designated these derivative financial instruments and the aforesaid debt at initial recognition as cash flow hedge relationship as per Ind AS 109, Financial Instruments.</p> <p>The valuation of hedging instrument is complex and necessitates a sophisticated system to record and track each contract and calculate the related valuations at each financial reporting date. Since valuation of hedging instruments and consideration of hedge effectiveness involves both 'significant assumptions and judgements such as market observable inputs and involvement of management's valuation specialist, and therefore, is subject to an inherent risk of error.</p> <p>We have identified valuation of hedging instruments as a key audit matter in view the aforesaid significant judgements, estimates and complexity involved.</p>	<p>Our audit procedures to test the valuation of the derivative financial instruments included but were not limited to the following:</p> <ul style="list-style-type: none"> Assessed and tested the design and operating effectiveness of Company's key internal controls over derivative financial instruments and the related hedge accounting; Reviewed the management's documentation for the designated hedge instrument which defines the nature of hedge relationship; Considered the consistent application of the accounting policies and assessed the hedge accounting methodologies applied; and compared these to the requirements of Ind AS 109, Financial Instruments; Evaluated the management's valuation specialist's professional competence, expertise and objectivity; Tested the accuracy of input data provided by the management to the external valuation specialist and assessed the reasonability of the assumptions used, while valuing the hedging instruments; Involved our valuation specialists to test the fair values of derivative financial instruments and compared the results to the management's results; Assessed the appropriateness and adequacy of the related disclosures in the standalone financial statements in accordance with the applicable accounting standards
<p>Capitalization for airport expansion</p> <p><i>Refer to Note 3(d) for the accounting policy and Note 42(n) for the financial disclosures in the accompanying standalone financial statements</i></p> <p>The Company is in the process of expansion of the airport with a plan to incur an amount of INR 10,576.13 crores. Till as at 31 March 2022, the Company has incurred INR 6,215.69 crores as capital expenditure towards such capital expansion.</p>	<p>Our audit procedures to assess appropriate capitalization of such expenditure included, but were not limited to the following:</p> <ul style="list-style-type: none"> Assessed the design and implementation and tested the operating effectiveness of key controls surrounding the capitalization of costs. Reviewed management's capitalization policy, including application of the aforesaid policy, to assess consistency



Determining whether expenditure meets the capitalization criteria, specifically with regard to whether they are operational or capital in nature, involves significant management judgement in assessing whether capitalization is in line with Ind AS 16, Property, Plant and Equipment and the Company's accounting policy.

Further, the tariff determination by AERA for control periods for the aeronautical services is linked to the Regulated Asset Base, which is based on the fixed asset balance and considering these additions are significant to the asset base of the Company, we have assessed inappropriate capitalization as a significant risk as part of our audit strategy.

Such, the aforementioned capital expenditure has been funded from the specific borrowings raised for such purpose. Accordingly, the borrowing cost incurred on such borrowings have been included as a capital expenditure in accordance with the provisions of Ind AS 23, Borrowing Costs.

Owing to the above factors, we have identified this as a key audit matter for current year audit due to the significance of the capital expenditure incurred during the year.

Monthly Annual Fee to Airport Authority of India (AAI)

Refer to Note 35(l)(h) for the financial disclosures in the accompanying standalone financial statements.

The Company has ongoing litigation / arbitration proceedings with Airport Authority of India (AAI) in respect of Monthly Annual Fee (MAF) for the period 1 April 2020 to 31 March 2022 for which the Company has sought to be excused from making payment to AAI as triggered from a force majeure event, which could have a significant impact on the accompanying standalone financial statements, if the potential exposure were to materialize. Further, the application of Indian accounting standards to determine the amount, if any, to be provided as a liability or disclosed as a contingent liability, is inherently subjective.



The outcome of such litigation /arbitration proceedings is currently uncertain and the aforesaid assessment requires significant judgement by the management including interpretation of legal rights and obligations arising out of the underlying Operation, Management and

requirements set out by Ind AS 16, Property, Plant and Equipment.

- Compared the additions with the budgets and the orders given to the vendors.
- Ensured that the borrowing cost capitalized is as per Ind AS 23 Borrowing Costs.
- Tested the additions on a sample basis for their nature and purpose to ensure that the capitalization is as per company's accounting policy.
- Assessed the appropriateness and adequacy of the related disclosures in the standalone financial statements in accordance with the applicable accounting standards.

Our audit procedures in relation to the assessment of ongoing litigation / arbitration proceedings in relation to MAF fee included but were not limited to the following:

- Obtained an understanding of management's process and evaluated design, implementation and operating effectiveness of management's key internal controls over assessment of litigations/ arbitration proceedings and determination of appropriate accounting treatment in accordance with the requirements of Ind AS 37, Provisions, Contingent liabilities and Contingent Assets.
- Obtained and read the summary of litigation involved in respect of MAF payable, the supporting documentation including communications exchanged between the parties, and held discussions with the management of the Company to understand management's assessment of the matter;
- Evaluated the legal opinions obtained by the management from its internal and external legal experts on the likelihood of the outcome of the said contingencies and potential impact



Walker Chandio & Co LLP
Chartered Accountants
21st Floor, DLF Square,
Jacaranda Marg, DLF Phase II,
Gurugram 122002
India

K. S. Rao & Co.
Chartered Accountants
2nd Floor, 10/2 Khivraj
Mansion, Kasturba Road
Bengaluru – 560001, India

Development Agreement dated 4 April 2006 entered with AAI, which required involvement of both management's and auditor's experts. Accordingly, this matter has been determined as a key audit matter for current year audit.

The above matter is also considered fundamental to the understanding of the users of the accompanying standalone financial statements on account of the uncertainties relating to the future outcome of the proceedings/litigation.

of ongoing litigation/ arbitration proceedings and amount paid under protest, basis our understanding of the matter obtained as above, and held further discussions, as required, with such experts to seek clarity of their legal assessments.

- Involved independent auditor's experts to validate the assessment of the likelihood of the outcome of contingencies and potential impact of ongoing litigation/ arbitration proceedings and amount paid under protest in order to assess the basis used for determination of appropriateness of the accounting treatment and resulting disclosures in the standalone financial statements in accordance with the requirements of applicable accounting standards;

Information other than the Financial Statements and Auditor's Report thereon

7. The Company's Board of Directors are responsible for the other information. The other information comprises the information included in the Annual Report but does not include the standalone financial statements and our auditor's report thereon. The Annual Report is expected to be made available to us after the date of this auditor's report.



Our opinion on the standalone financial statements does not cover the other information and we will not express any form of assurance conclusion thereon.

In connection with our audit of the standalone financial statements, our responsibility is to read the other information identified above when it becomes available and, in doing so, consider whether the other information is materially inconsistent with the standalone financial statements or our knowledge obtained in the audit or otherwise appears to be materially misstated.

When we read the Annual Report, if we conclude that there is a material misstatement therein, we are required to communicate the matter to those charged with governance.

Responsibilities of Management and Those Charged with Governance for the Standalone Financial Statements

8. The accompanying standalone financial statements have been approved by the Company's Board of Directors. The Company's Board of Directors are responsible for the matters stated in section 134(5) of the Act with respect to the preparation and presentation of these standalone financial statements that give a true and fair view of the financial position, financial performance including other comprehensive income, changes in equity and cash flows of the Company in accordance with the Ind AS specified under section 133 of the Act and other accounting principles generally accepted in India. This responsibility also includes maintenance of adequate accounting records in accordance with the provisions of the Act for safeguarding of the assets of the Company and for preventing and detecting frauds and other irregularities; selection and application of appropriate accounting policies; making judgments and estimates that are reasonable and prudent; and design, implementation and maintenance of adequate internal financial controls, that were operating effectively for ensuring the accuracy and completeness of the accounting records, relevant to the preparation and presentation of



Walker Chandiok & Co LLP
Chartered Accountants
21st Floor, DLF Square,
Jacaranda Marg, DLF Phase II,
Gurugram 122002
India



K. S. Rao & Co.
Chartered Accountants
2nd Floor, 10/2 Khivraj
Mansion, Kasturba Road
Bengaluru – 560001, India

the financial statements that give a true and fair view and are free from material misstatement, whether due to fraud or error.

9. In preparing the financial statements, the Board of Directors are responsible for assessing the Company's ability to continue as a going concern, disclosing, as applicable, matters related to going concern and using the going concern basis of accounting unless the Board of Directors either intend to liquidate the Company or to cease operations, or has no realistic alternative but to do so.
10. Those Board of Directors are also responsible for overseeing the Company's financial reporting process.

Auditor's Responsibilities for the Audit of the Standalone Financial Statements

11. Our objectives are to obtain reasonable assurance about whether the financial statements as a whole are free from material misstatement, whether due to fraud or error, and to issue an auditor's report that includes our opinion. Reasonable assurance is a high level of assurance but is not a guarantee that an audit conducted in accordance with Standards on Auditing will always detect a material misstatement when it exists. Misstatements can arise from fraud or error and are considered material if, individually or in the aggregate, they could reasonably be expected to influence the economic decisions of users taken on the basis of these financial statements.
12. As part of an audit in accordance with Standards on Auditing, specified under section 143(10) of the Act we exercise professional judgment and maintain professional skepticism throughout the audit. We also:
 - Identify and assess the risks of material misstatement of the financial statements, whether due to fraud or error, design and perform audit procedures responsive to those risks, and obtain audit evidence that is sufficient and appropriate to provide a basis for our opinion. The risk of not detecting a material misstatement resulting from fraud is higher than for one resulting from error, as fraud may involve collusion, forgery, intentional omissions, misrepresentations, or the override of internal control;
 - Obtain an understanding of internal control relevant to the audit in order to design audit procedures that are appropriate in the circumstances. Under section 143(3)(i) of the Act we are also responsible for expressing our opinion on whether the Company has adequate internal financial controls system with reference to financial statements in place and the operating effectiveness of such controls;
 - Evaluate the appropriateness of accounting policies used and the reasonableness of accounting estimates and related disclosures made by management;
 - Conclude on the appropriateness of management's use of the going concern basis of accounting and, based on the audit evidence obtained, whether a material uncertainty exists related to events or conditions that may cast significant doubt on the Company's ability to continue as a going concern. If we conclude that a material uncertainty exists, we are required to draw attention in our auditor's report to the related disclosures in the financial statements or, if such disclosures are inadequate, to modify our opinion. Our conclusions are based on the audit evidence obtained up to the date of our auditor's report. However, future events or conditions may cause the Company to cease to continue as a going concern;
 - Evaluate the overall presentation, structure and content of the financial statements, including the disclosures, and whether the financial statements represent the underlying transactions and events in a manner that achieves fair presentation.
 - Obtain sufficient appropriate audit evidence regarding the financial statements of the Company to express an opinion on the financial statements. We are responsible for the direction, supervision and performance of the audit of standalone financial statements of the Company.



Walker Chandio & Co LLP
Chartered Accountants
21st Floor, DLF Square,
Jacaranda Marg, DLF Phase II,
Gurugram 122002
India

K. S. Rao & Co.
Chartered Accountants
2nd Floor, 10/2 Khivraj
Mansion, Kasturba Road
Bengaluru – 560001, India

13. We communicate with those charged with governance regarding, among other matters, the planned scope and timing of the audit and significant audit findings, including any significant deficiencies in internal control that we identify during our audit.
14. We also provide those charged with governance with a statement that we have complied with relevant ethical requirements regarding independence, and to communicate with them all relationships and other matters that may reasonably be thought to bear on our independence, and where applicable, related safeguards.
15. From the matters communicated with those charged with governance, we determine those matters that were of most significance in the audit of the financial statements of the current period and are therefore the key audit matters. We describe these matters in our auditor's report unless law or regulation precludes public disclosure about the matter or when, in extremely rare circumstances, we determine that a matter should not be communicated in our report because the adverse consequences of doing so would reasonably be expected to outweigh the public interest benefits of such communication.

Report on Other Legal and Regulatory Requirements

16. As required by section 197(16) of the Act, based on our audit, we report that the Company has paid remuneration to its directors during the year in accordance with the provisions of and limits laid down under section 197 read with Schedule V to the Act.
17. As required by the Companies (Auditor's Report) Order, 2020 ('the Order') issued by the Central Government of India in terms of section 143(11) of the Act, we give in the Annexure A, a statement on the matters specified in paragraphs 3 and 4 of the Order, to the extent applicable.
18. Further to our comments in Annexure A, as required by section 143(3) of the Act, based on our audit, we report, to the extent applicable, that:
 - a) We have sought and obtained all the information and explanations which to the best of our knowledge and belief were necessary for the purpose of our audit of the accompanying standalone financial statements;
 - b) In our opinion, proper books of account as required by law have been kept by the Company so far as it appears from our examination of those books;
 - c) the standalone financial statements dealt with by this report are in agreement with the books of account;
 - d) in our opinion, the aforesaid standalone financial statements comply with Ind AS specified under section 133 of the Act;
 - e) on the basis of the written representations received from the directors and taken on record by the Board of Directors, none of the directors is disqualified as on 31 March 2022 from being appointed as a director in terms of section 164(2) of the Act;
 - f) With respect to the adequacy of the internal financial controls with reference to financial statements of the Company as on 31 March 2022 and the operating effectiveness of such controls, refer to our separate Report in Annexure B wherein we have expressed an unmodified opinion; and
 - g) with respect to the other matters to be included in the Auditor's Report in accordance with rule 11 of the Companies (Audit and Auditors) Rules, 2014 (as amended), in our opinion and to the best of our information and according to the explanations given to us:

i. the Company, as detailed in note 35(I) to the standalone financial statements, has disclosed the impact of pending litigations on its financial position as at 31 March 2022;



Walker Chandio & Co LLP
Chartered Accountants
21st Floor, DLF Square,
Jacaranda Marg, DLF Phase II,
Gurugram 122002
India

K. S. Rao & Co.
Chartered Accountants
2nd Floor, 10/2 Khivraj
Mansion, Kasturba Road
Bengaluru – 560001, India


- ii. the Company has made provision as at 31 March 2022, as required under the applicable law or accounting standards, for material foreseeable losses, if any, on long-term contracts including derivative contracts;
- iii. There were no amounts which were required to be transferred to the Investor Education and Protection Fund by the Company during the year ended 31 March 2022; and
- iv.
 - a. The management has represented that, to the best of its knowledge and belief, no funds have been advanced or loaned or invested (either from borrowed funds or securities premium or any other sources or kind of funds) by the Company to or in any persons or entities, including foreign entities ('the intermediaries'), with the understanding, whether recorded in writing or otherwise, that the intermediary shall, whether, directly or indirectly lend or invest in other persons or entities identified in any manner whatsoever by or on behalf of the Company ('the Ultimate Beneficiaries') or provide any guarantee, security or the like on behalf the Ultimate Beneficiaries;
 - b. The management has represented that, to the best of its knowledge and belief, no funds have been received by the Company from any persons or entities, including foreign entities ('the Funding Parties'), with the understanding, whether recorded in writing or otherwise, that the Company shall, whether directly or indirectly, lend or invest in other persons or entities identified in any manner whatsoever by or on behalf of the Funding Party ('Ultimate Beneficiaries') or provide any guarantee, security or the like on behalf of the Ultimate Beneficiaries; and
 - c. Based on such audit procedures performed as considered reasonable and appropriate in the circumstances, nothing has come to our attention that causes us to believe that the management representations under sub-clauses (a) and (b) above contain any material misstatement.
- v. The Company has not declared or paid any dividend during the year ended 31 March 2022.

For Walker Chandio & Co LLP
Chartered Accountants
Firm Registration No.: 001076N/N500013



Neera Sharma
Partner
Membership No.: 502103
UDIN: 22502103AHYBGB4143
Place: New Delhi
Date: 27 April 2022

For K. S. Rao & Co.,
Chartered Accountants
Firm Registration Number: 003109S



Sudarshan Gupta
Partner
Membership No: 223060
UDIN: 22223060AHYOXY4133
Place: New Delhi
Date: 27 April 2022

Walker Chandiok & Co LLP
Chartered Accountants
21st Floor, DLF Square,
Jacaranda Marg, DLF Phase II,
Gurugram 122002
India

K. S. Rao & Co.
Chartered Accountants
2nd Floor, 10/2 Khivraj
Mansion, Kasturba Road
Bengaluru -- 560001, India

Annexure A referred to in Paragraph 17 of the Independent Auditor's Report of even date to the members of Delhi International Airport Limited on the standalone financial statements for the year ended 31 March 2022

In terms of the information and explanations sought by us and given by the Company and the books of account and records examined by us in the normal course of audit, and to the best of our knowledge and belief, we report that:

- (i) (a) (A) The Company has maintained proper records showing full particulars, including quantitative details and situation of property, plant and equipment and right of use assets.
- (B) The Company has maintained proper records showing full particulars of intangible assets.
- (b) The Company has a regular program of physical verification of its property, plant and equipment and right of use assets under which the assets are physically verified in a phased manner over a period of three years, which, in our opinion, is reasonable having regard to the size of the Company and the nature of its assets. However, no physical verification was carried out by the management of the Company during the year, and we are therefore unable to comment on the discrepancies, if any, which could have arisen on such verification.
- (c) The title deeds of all the immovable properties held by the Company (other than properties where the Company is the lessee and the lease agreements are duly executed in favour of the lessee) are held in the name of the Company.
- (d) The Company has not revalued its Property, Plant and Equipment and Right of Use assets or intangible assets during the year.
- (e) No proceedings have been initiated or are pending against the Company for holding any benami property under the Benami Transactions (Prohibition) Act, 1988 (45 of 1988) and rules made thereunder. Accordingly, reporting under clause 3(i)(e) of the Order is not applicable to the Company.
- (ii) (a) The management has conducted physical verification of inventory at reasonable intervals during the year. In our opinion, the coverage and procedure of such verification by the management is appropriate and no discrepancies of 10% or more in the aggregate for each class of inventory were noticed.
- (b) The Company has a working capital limit in excess of Rs 5 crore sanctioned by banks based on the security of current assets during the year. The quarterly statements, in respect of the working capital limits have been filed by the Company with such banks and such statements are in agreement with the books of account of the Company for the respective periods, which were subject to review.
- (iii) The Company has not made any investment in, provided any guarantee or security or granted any loans or advances in the nature of loans, secured or unsecured to companies, firms, Limited Liability Partnerships (LLPs) or any other parties during the year. Accordingly, reporting under clause 3(iii) of the Order is not applicable to the Company.
- (iv) The Company has not entered into any transaction covered under sections 185 and 186 of the Act. Accordingly, reporting under clause 3(iv) of the Order is not applicable to the Company.



Walker Chandio & Co LLP
Chartered Accountants
21st Floor, DLF Square,
Jacaranda Marg, DLF Phase II,
Gurugram 122002
India



K. S. Rao & Co.
Chartered Accountants
2nd Floor, 10/2 Khivraj
Mansion, Kasturba Road
Bengaluru – 560001, India

Annexure A referred to in Paragraph 17 of the Independent Auditor's Report of even date to the members of Delhi International Airport Limited on the standalone financial statements for the year ended 31 March 2022

- (v) In our opinion, and according to the information and explanations given to us, the Company has not accepted any deposits or there is no amount which has been considered as deemed deposit within the meaning of sections 73 to 76 of the Act and the Companies (Acceptance of Deposits) Rules, 2014 (as amended). Accordingly, reporting under clause 3(v) of the Order is not applicable to the Company.
- (vi) The Central Government has specified maintenance of cost records under sub-section (1) of section 148 of the Act in respect of the services of the Company. We have broadly reviewed the books of account maintained by the Company pursuant to the Rules made by the Central Government for the maintenance of cost records and are of the opinion that, prima facie, the prescribed accounts and records have been made and maintained. However, we have not made a detailed examination of the cost records with a view to determine whether they are accurate or complete.
- (vii) (a) In our opinion, and according to the information and explanations given to us, the Company is regular in depositing undisputed statutory dues including goods and services tax, provident fund, employees' state insurance, income-tax, sales-tax, service tax, duty of customs, duty of excise, value added tax, cess and other material statutory dues, as applicable, with the appropriate authorities. Further, no undisputed amounts payable in respect thereof were outstanding at the year-end for a period of more than six months from the date they became payable.
- (b) According to the information and explanations given to us, there are no statutory dues referred in sub-clause (a) which have not been deposited with the appropriate authorities on account of any dispute except for the following:

Statement of Disputed Dues

Name of the Statute	Nature of Dues	Amount in Crores (₹)	Period to which the amount relates	Forum where dispute is pending
Income Tax Act, 1961	Taxability of Passenger Service Fee (Security Component), Taxability of Upfront fee, capital work in progress disallowance on account of capital expenditure under section 14A of the Act, Disallowance under section 40(a)(ia) of the Act	21.39	Assessment year 2007-08	Income Tax Appellate Tribunal
Income Tax Act, 1961	Taxability of Passenger Service Fee (Security Component), Disallowance on account of capital expenditure, Disallowance of payment of gratuity, Disallowance under section 40(a)(ia) of the Act, Disallowance of club expenses, Disallowance under Section 14A of the Act, Issue of SFIS Duty Credit Scripts.	42.90	Assessment year 2008-09	Delhi High Court





Walker Chandio & Co LLP
Chartered Accountants
21st Floor, DLF Square,
Jacaranda Marg, DLF Phase II,
Gurugram 122002
India

K. S. Rao & Co.
Chartered Accountants
2nd Floor, 10/2 Khivraj
Mansion, Kasturba Road
Bengaluru – 560001, India

Annexure A referred to in Paragraph 17 of the Independent Auditor's Report of even date to the members of Delhi International Airport Limited on the standalone financial statements for the year ended 31 March 2022

Finance Act 1994	Non-payment of Service tax on license fees/lease rentals	1.58	Financial year 2006-07 to 2009-10	Commissioner of Service tax, New Delhi
Finance Act 1994	Non-payment of Service tax on license fees/lease rentals	0.07	Financial year 2011-12 (April- June 2010)	Commissioner of Service tax, New Delhi
Finance Act 1994	Wrong availment of service tax on the payment made towards employee's medical insurance	0.22	Financial year 2011-12	Commissioner (Appeals) of Service Tax, New Delhi
Finance Act 1994	Service tax on the supply of electricity and water	2.35	Financial year 2009-10 to 2012-13	Commissioner of Service tax, New Delhi
Foreign Trade (Development and Regulation Act, 1992)	Served From India Scheme scrips pertaining to destuffing activity on the import of goods	0.30	Financial year 2009-10	Additional Director General of Foreign Trade, New Delhi
Finance Act 1994	Shortage of Micro-SD Memory Cards	0.12	Financial year 2009-10	Additional Commissioner of Customs
Delhi Value Added Tax Act, 2004	Lesser deduction of TDS (DVAT)	1.48	Financial year 2010-11	Assistant Commissioner (Special Zone), DVAT
Finance Act 1994	Non-payment of Service tax on Advance Development costs	1.30	Financial year 2016-17 to 2017-18	Additional Commissioner Central Excise, Service tax & GST Delhi South Commissionerate
Finance Act 1994	Wrong credit of Cenvat Credit	9.86	Financial year 2009-10 to 2013-14	Commissioner of Service Tax
Finance Act 1994	Service tax on the Development fees ('DF') collected	131.89	March 2009 to September 2013	Supreme Court
Finance Act 1994	Service tax on the Advance Development Costs ('ADC')	54.31	Financial year 2010-11	Supreme Court
Cantonment Act, 2006	Payment of property tax to Delhi Cantonment Board	4,322.43	Financial year 2016-17 to 2020-21	Delhi High Court

*Disputed under Income Tax Act 1961, wherein disallowances resulting in reduction in 'returned loss' as per the return of income have not been considered for above disclosure. Tax impact of reduction in loss amounts to Rs. 64.02 crores.




Walker Chandio & Co LLP
Chartered Accountants
21st Floor, DLF Square,
Jacaranda Marg, DLF Phase II,
Gurugram 122002
India

K. S. Rao & Co.
Chartered Accountants
2nd Floor, 10/2 Khivraj
Mansion, Kasturba Road
Bengaluru – 560001, India

Annexure A referred to in Paragraph 17 of the Independent Auditor's Report of even date to the members of Delhi International Airport Limited on the standalone financial statements for the year ended 31 March 2022

- (viii) According to the information and explanations given to us, no transactions were surrendered or disclosed as income during the year in the tax assessments under the Income Tax Act, 1961 (43 of 1961) which have not been recorded in the books of accounts.
- (ix) (a) According to the information and explanations given to us, the Company has not defaulted in repayment of its loans or borrowings or in the payment of interest thereon to any lender.
- (b) According to the information and explanations given to us including confirmations received from bank and representation received from the management of the Company, and on the basis of our audit procedures, we report that the Company has not been declared a willful defaulter by any bank or other lender.
- (c) In our opinion and according to the information and explanations given to us, money raised by way of term loans were applied for the purposes for which these were obtained, though idle/surplus funds which were not required for immediate utilisation have been invested in readily realisable liquid investments.
- (d) In our opinion and according to the information and explanations given to us, and on an overall examination of the financial statements of the Company, funds raised by the Company on short term basis have not been utilised for long term purposes.
- (e) According to the information and explanations given to us and on an overall examination of the financial statements of the Company, the Company has not taken any funds from any entity or person on account of or to meet the obligations of its subsidiary, associates or joint ventures.
- (f) According to the information and explanations given to us, the Company has not raised any loans during the year on the pledge of securities held in its subsidiary, joint ventures or associate companies.
- (x) (a) The Company has not raised any money by way of initial public offer or further public offer (including debt instruments), during the year. Accordingly, reporting under clause 3(x)(a) of the Order is not applicable to the Company.
- (b) According to the information and explanations given to us, the Company has not made any preferential allotment or private placement of shares or (fully, partially or optionally) convertible debentures during the year. Accordingly, reporting under clause 3(x)(b) of the Order is not applicable to the Company.
- (xi) (a) To the best of our knowledge and according to the information and explanations given to us, no fraud by the Company or on the Company has been noticed or reported during the period covered by our audit.
- (b) No report under section 143(12) of the Act has been filed with the Central Government for the period covered by our audit.
- (c) The whistle blower complaints received by the Company during the year, as shared with us by the management have been considered by us while determining the nature, timing and extent of audit procedures.



Walker Chandio & Co LLP
Chartered Accountants
21st Floor, DLF Square,
Jacaranda Marg, DLF Phase II,
Gurugram 122002
India

K. S. Rao & Co.
Chartered Accountants
2nd Floor, 10/2 Khivraj
Mansion, Kasturba Road
Bengaluru – 560001, India

Annexure A referred to in Paragraph 17 of the Independent Auditor's Report of even date to the members of Delhi International Airport Limited on the standalone financial statements for the year ended 31 March 2022

- (xii) The Company is not a Nidhi Company and the Nidhi Rules, 2014 are not applicable to it. Accordingly, reporting under clause 3(xii) of the Order is not applicable to the Company.
- (xiii) In our opinion and according to the information and explanations given to us, all transactions entered into by the Company with the related parties are in compliance with sections 177 and 188 of the Act, where applicable. Further, the details of such related party transactions have been disclosed in the standalone financial statements, as required under Indian Accounting Standard (Ind AS) 24, Related Party Disclosures specified in Companies (Indian Accounting Standards) Rules 2015 as prescribed under section 133 of the Act.
- (xiv) (a) In our opinion and according to the information and explanations given to us, the Company has an internal audit system as required under section 138 of the Act which is commensurate with the size and nature of its business.
- (b) We have considered the reports issued by the Internal Auditors of the Company till date for the period under audit.
- (xv) According to the information and explanation given to us, the Company has not entered into any non-cash transactions with its directors or persons connected with them and accordingly, provisions of section 192 of the Act are not applicable to the Company.
- (xvi) The Company is not required to be registered under section 45-IA of the Reserve Bank of India Act, 1934. Accordingly, reporting under clause 3(xvi) of the Order is not applicable to the Company.
- (xvii) The Company has not incurred any cash loss in the current as well as the immediately preceding financial year.
- (xviii) There has been no resignation of the statutory auditors during the year. Accordingly, reporting under clause 3(xviii) of the Order is not applicable to the Company.
- (xix) According to the information and explanations given to us and on the basis of the financial ratios, ageing and expected dates of realisation of financial assets and payment of financial liabilities, other information accompanying the standalone financial statements, our knowledge of the plans of the Board of Directors and management, we are of the opinion that no material uncertainty exists as on the date of the audit report that Company is capable of meeting its liabilities existing at the date of balance sheet as and when they fall due within a period of one year from the balance sheet date. We, however, state that this is not an assurance as to the future viability of the company. We further state that our reporting is based on the facts up to the date of the audit report and we neither give any guarantee nor any assurance that all liabilities falling due within a period of one year from the balance sheet date, will get discharged by the company as and when they fall due.
- (xx) According to the information and explanations given to us, although the Company fulfilled the criteria as specified under section 135(1) of the Act read with the Companies (Corporate Social Responsibility Policy) Rules, 2014, however, in the absence of average net profits in the immediately three preceding years there is no requirement for the Company to spend any amount under sub-section (5) of section 135 of the said Act. Accordingly, reporting under clause 3(xx) of the Order is not applicable to the Company.



Walker Chandiok & Co LLP
Chartered Accountants
21st Floor, DLF Square,
Jacaranda Marg, DLF Phase II,
Gurugram 122002
India

K. S. Rao & Co.
Chartered Accountants
2nd Floor, 10/2 Khivraj
Mansion, Kasturba Road
Bengaluru – 560001, India

Annexure A referred to in Paragraph 17 of the Independent Auditor's Report of even date to the members of Delhi International Airport Limited on the standalone financial statements for the year ended 31 March 2022


(xxi) The reporting under clause 3(xxi) is not applicable in respect of audit of standalone financial statements of the Company. Accordingly, no comment has been included in respect of said clause under this report.

For Walker Chandiok & Co LLP
Chartered Accountants
Firm Registration No.: 001076N/N500013



Neeraj Sharma
Partner
Membership No.: 502103
UDIN: 22502103AHYBGB4143
Place: New Delhi
Date: 27 April 2022

For K. S. Rao & Co.,
Chartered Accountants
Firm Registration Number: 003109S



Sudarshan Gupta
Partner
Membership No: 223060
UDIN: 22223060AHYOXY4133
Place: New Delhi
Date: 27 April 2022

Walker Chandio & Co LLP
Chartered Accountants
21st Floor, DLF Square,
Jacaranda Marg, DLF Phase II,
Gurugram 122002
India

K. S. Rao & Co.
Chartered Accountants
2nd Floor, 10/2 Khivraj
Mansion, Kasturba Road
Bengaluru – 560001, India

Annexure B to the Independent Auditor's Report of even date to the members of Delhi International Airport Limited on the standalone financial statements for the year ended 31 March 2022

Annexure B

Independent Auditor's Report on the internal financial controls with reference to the standalone financial statements under Clause (i) of Sub-section 3 of Section 143 of the Companies Act, 2013 ('the Act')

1. In conjunction with our audit of the standalone financial statements of Delhi International Airport Limited ('the Company') as at and for the year ended 31 March 2022, we have audited the internal financial controls with reference to financial statements of the Company as at that date.

Responsibilities of Management and Those Charged with Governance for Internal Financial Controls

2. The Company's Board of Directors is responsible for establishing and maintaining internal financial controls based on the internal financial controls with reference to financial statements criteria established by the Company considering the essential components of internal control stated in the Guidance Note on Audit of Internal Financial Controls over Financial Reporting issued by the Institute of Chartered Accountants of India. These responsibilities include the design, implementation and maintenance of adequate internal financial controls that were operating effectively for ensuring the orderly and efficient conduct of the Company's business, including adherence to the Company's policies, the safeguarding of its assets, the prevention and detection of frauds and errors, the accuracy and completeness of the accounting records, and the timely preparation of reliable financial information, as required under the Act.

Auditor's Responsibility for the Audit of the Internal Financial Controls with Reference to Financial Statements

3. Our responsibility is to express an opinion on the Company's internal financial controls with reference to financial statements based on our audit. We conducted our audit in accordance with the Standards on Auditing issued by the Institute of Chartered Accountants of India ('ICAI') prescribed under Section 143(10) of the Act, to the extent applicable to an audit of internal financial controls with reference to financial statements, and the Guidance Note on Audit of Internal Financial Controls over Financial Reporting ('the Guidance Note') issued by the ICAI. Those Standards and the Guidance Note require that we comply with ethical requirements and plan and perform the audit to obtain reasonable assurance about whether adequate internal financial controls with reference to financial statements were established and maintained and if such controls operated effectively in all material respects.
4. Our audit involves performing procedures to obtain audit evidence about the adequacy of the internal financial controls with reference to financial statements and their operating effectiveness. Our audit of internal financial controls with reference to financial statements includes obtaining an understanding of such internal financial controls, assessing the risk that a material weakness exists, and testing and evaluating the design and operating effectiveness of internal control based on the assessed risk. The procedures selected depend on the auditor's judgement, including the assessment of the risks of material misstatement of the financial statements, whether due to fraud or error.
5. We believe that the audit evidence we have obtained is sufficient and appropriate to provide a basis for our audit opinion on the Company's internal financial controls with reference to financial statements.



Walker Chandio & Co LLP
Chartered Accountants
21st Floor, DLF Square,
Jacaranda Marg, DLF Phase II,
Gurugram 122002
India

K. S. Rao & Co.
Chartered Accountants
2nd Floor, 10/2 Khivraj
Mansion, Kasturba Road
Bengaluru – 560001, India

Annexure B to the Independent Auditor's Report of even date to the members of Delhi International Airport Limited on the standalone financial statements for the year ended 31 March 2021

Meaning of Internal Financial Controls with Reference to Financial Statements

6. A company's internal financial controls with reference to financial statements is a process designed to provide reasonable assurance regarding the reliability of financial reporting and the preparation of financial statements for external purposes in accordance with generally accepted accounting principles. A company's internal financial controls with reference to financial statements include those policies and procedures that (1) pertain to the maintenance of records that, in reasonable detail, accurately and fairly reflect the transactions and dispositions of the assets of the company; (2) provide reasonable assurance that transactions are recorded as necessary to permit preparation of financial statements in accordance with generally accepted accounting principles, and that receipts and expenditures of the company are being made only in accordance with authorisations of management and directors of the company; and (3) provide reasonable assurance regarding prevention or timely detection of unauthorised acquisition, use, or disposition of the company's assets that could have a material effect on the financial statements.

Inherent Limitations of Internal Financial Controls with Reference to Financial Statements

7. Because of the inherent limitations of internal financial controls with reference to financial statements, including the possibility of collusion or improper management override of controls, material misstatements due to error or fraud may occur and not be detected. Also, projections of any evaluation of the internal financial controls with reference to financial statements to future periods are subject to the risk that the internal financial controls with reference to financial statements may become inadequate because of changes in conditions, or that the degree of compliance with the policies or procedures may deteriorate.

Opinion

8. In our opinion, the Company has, in all material respects, adequate internal financial controls with reference to financial statements and such controls were operating effectively as at 31 March 2022, based on the internal financial controls with reference to financial statements criteria established by the Company considering the essential components of internal control stated in the Guidance Note on Audit of Internal Financial Controls over Financial Reporting issued by the Institute of Chartered Accountants of India.

For Walker Chandio & Co LLP
Chartered Accountants
Firm Registration No.: 001076N/N500013



Neeraj Sharma
Partner
Membership No.: 502103
UDIN: 22502103AHYBGB4143
Place: New Delhi
Date: 27 April 2022

For K. S. Rao & Co.,
Chartered Accountants
Firm Registration Number: 003109S



Sudarshan Gupta
Partner
Membership No: 223060
UDIN: 2223060AHYOXY4133
Place: New Delhi
Date: 27 April 2022

		March 31, 2022	March 31, 2021
ASSETS			
Non-current assets			
Property, Plant and Equipment and Intangible assets			
(i) Property, plant and equipment	4	6,142.50	5,714.96
(ii) Intangible assets	5	364.19	373.04
Right of use asset	42(k)	12.26	18.04
Capital work in progress	32(a)(i), 42(n)	5,537.69	3,633.80
Investment in subsidiary, associates and joint ventures	6.1	254.60	288.07
Financial assets			
(i) Investment	6.2	0.01	0.01
(ii) Other financial assets	7	1,134.43	1,181.71
Other non-current assets	8	2,860.71	2,502.58
Current tax assets		5.06	4.25
		16,311.45	13,716.46
Current assets			
Inventories	10	7.23	6.27
Financial assets			
(i) Investments	6.3	775.65	1,210.57
(ii) Trade receivables	11	158.98	94.84
(iii) Cash and cash equivalents	12	1,282.93	3,334.20
(iv) Bank balance other than cash and cash equivalents	13	216.63	449.80
(v) Other financial assets	7	238.42	340.09
Other current assets	8	220.23	106.83
		2,900.07	6,042.60
		19,211.52	19,759.06
Total Assets			
EQUITY AND LIABILITIES			
Equity			
Equity share capital	14	2,450.00	2,450.00
Other equity			
(i) Retained earnings	15	(4.91)	(22.47)
(ii) Cash flow hedge reserve	15	(72.98)	127.29
		2,372.11	2,554.82
Non-current liabilities			
Financial liabilities			
(i) Borrowings	16	10,960.76	10,674.40
(ia) Lease liabilities	42(k)	10.51	14.40
(ii) Other financial liabilities	17	1,168.65	933.32
Deferred revenue	18	2,210.41	1,757.52
Deferred tax liabilities (net)	9	-	-
Other non-current liabilities	19	177.89	47.70
Long term provisions	22	6.59	3.53
		14,534.81	13,430.87
Current liabilities			
Financial liabilities			
(i) Borrowings	20	22.00	2,366.92
(ia) Lease liabilities	42(k)	3.89	3.61
(ii) Trade payables	21		
-Total outstanding dues of micro enterprises and small enterprises		37.43	17.77
-Total outstanding dues of creditors other than micro enterprises and small enterprises		269.21	347.53
(iii) Other financial liabilities	17	1,434.76	580.92
Deferred revenue	18	192.04	93.25
Other current liabilities	19	192.28	213.80
Short term provisions	22	152.99	149.57
		2,304.60	3,773.37
		16,839.41	17,204.24
		19,211.52	19,759.06
Total Liabilities			
Total Equity and Liabilities			

Summary of significant accounting policies

3

The accompanying notes are an integral part of these standalone financial statements and have been taken on record by the board of directors vide the meeting dated April 27, 2022.

As per our report of even date
For Walker Chandok & Co LLP
ICAI Firm Registration No. : 001076/N500013
Chartered Accountants

per Neeraj Sharma
Partner
Membership no. 502100
Place: New Delhi
Date : April 27, 2022



As per our report of even date
For K.S. Rao & Co.
ICAI Firm Registration No. : 003109S
Chartered Accountants

per Sudarshana Gupta M S
Partner
Membership no. 223060
Place: New Delhi
Date : April 27, 2022



For and on behalf of the Board of Directors of
Delhi International Airport Limited

C.B.S. Raja
Managing Director
DIN-00061686
Place: Goa

K. Narayana Rao
Whole Time Director
DIN-00016262
Place: Goa

Vidhe Kumar Jaipuria
Chief Executive Officer

Hari Nagrani
Chief Financial Officer

Abhishek Chawla
Company Secretary
Place: New Delhi
Date : April 27, 2022




	Notes	March 31, 2022	March 31, 2021
I REVENUE			
Revenue from operations [refer note 42(i)]	23	2,914.07	2,423.47
Other income	24	143.27	98.60
Total revenue		3,057.34	2,522.07
II EXPENSES			
Annual fee to Airports Authority of India (AAI) [refer note 35(i)(h) & (i) & 42(h)]		192.70	338.12
Employee benefits expense	25	228.45	213.33
Depreciation and amortization expense	26	588.29	568.85
Finance costs	27	862.48	696.09
Other expenses	28	779.22	1,188.82
Total expenses		2,651.14	3,005.21
III Profit/ (Loss) before exceptional items		406.20	(483.14)
IV Exceptional items	29	378.43	-
V Profit/(Loss) before tax [(III)-(IV)]		27.77	(483.14)
Current tax	9	10.46	-
Deferred tax reclassified from Cash flow hedge reserve on account of hedge settlement	9	(0.37)	(165.73)
Total tax expense/(credit)		10.09	(165.73)
Profit/ (Loss) for the year		17.68	(317.41)
VI Other comprehensive income			
A Items that will not be reclassified to profit or loss in subsequent periods			
Re-measurement (loss)/gain on defined benefit plans		(0.12)	0.91
Income tax effect		-	(0.32)
B Items that will be reclassified to profit or loss in subsequent periods			
Net movement of cash flow hedges	30	(198.85)	198.72
Income tax effect		-	(69.54)
Total other comprehensive (loss)/income for the year (net of tax) (A+B)		(198.97)	129.77
Total comprehensive loss for the year (net of tax)		(181.29)	(187.64)
Earnings per equity share: [nominal value of share Rs. 10 (March 31, 2021 : Rs. 10)]			
(1) Basic	31	0.07	(1.30)
(2) Diluted	31	0.07	(1.30)
Summary of significant accounting policies	3		

The accompanying notes are an integral part of these standalone financial statements and have been taken on record by the board of directors vide the meeting dated April 27, 2022

As per our report of even date
For Walker Chandok & Co LLP
ICAI Firm Registration No. : 001076/N/500013
Chartered Accountants

per Neeraj Sharma
Partner
Membership no. 502103
Place: New Delhi
Date: April 27, 2022



As per our report of even date
For K.S. Rao & Co.
ICAI Firm Registration No. : 003109S
Chartered Accountants

per Sudarshana Gupta M S
Partner
Membership no. 223060
Place: New Delhi
Date: April 27, 2022



For and on behalf of the Board of Directors of
Delhi International Airport Limited

G.B.S Raju
Managing Director
DIN-00061686
Place: Goa

K. Narayana Rao
Whole Time Director
DIN-00016262
Place: Goa

Videh Kumar Jaipuria
Chief Executive Officer

H.N. Nagrani
Chief Financial Officer

Abhishek Chawla
Company Secretary
Place: New Delhi
Date: April 27, 2022



Delhi International Airport Limited

CIN. U63033DL2006PLC146936

Standalone Statement of Change in Equity for the year ended March 31, 2022

(All amounts in Rupees Crore, except otherwise stated)

A. Equity Share Capital

(1) As at March 31, 2022

Balance as at April 1, 2021	Changes during the current period	Balance as at March 31, 2022
2,450.00	-	2,450.00

(2) As at March 31, 2021

Balance as at April 1, 2020	Changes during the current period	Balance as at March 31, 2021
2,450.00	-	2,450.00

B. Other Equity

(1) As at March 31, 2022

Particulars	Reserves and Surplus	Effective portion of	Total
	Retained Earnings	Cash Flow Hedges*	
Balance as at April 1, 2021	(22.47)	127.29	104.82
Loss for the year	17.68	-	17.68
Reclassified to Statement of Profit and Loss on account of hedge settlement	-	(1.05)	(1.05)
Less:- Deferred tax reclassified to Statement of Profit and Loss on account of hedge settlement	-	(0.37)	(0.37)
Other comprehensive income (net of tax)	(0.12)	(198.85)	(198.97)
Balance as at March 31, 2022	(4.91)	(72.98)	(77.89)

(2) As at March 31, 2021

Particulars	Reserves and Surplus	Effective portion of	Total
	Retained Earnings	Cash Flow Hedges*	
Balance as at April 1, 2020	294.35	(1.89)	292.46
Loss for the year	(317.41)	-	(317.41)
Other comprehensive income (net of tax)	0.59	129.18	129.77
Balance as at March 31, 2021	(22.47)	127.29	104.82

* The Company had entered into "call spread option" with various banks for hedging the repayment of 6.125% Senior secured notes (2022) of USD 288.75 million, 6.125% Senior secured notes (2026) of USD 522.60 million and 6.45% Senior secured notes (2029) of USD 500 million which are repayable in February 2022, October 2026 and June 2029 respectively. The Company has adopted Cash flow hedge accounting for Call spread options as per Ind AS 109. Accordingly, the effective portion of gain or loss on the hedging instruments is recognised in Other Comprehensive Income in the Cash flow hedge reserve, while any ineffective portion is recognised immediately in the Statement of profit & loss.

* During the year, the Company has cancelled/matured Call spread Options on principal of USD 288.75 million and Call spread Options on interest liability for full repayment of borrowings USD 288.75 million.

The accompanying notes are an integral part of these standalone financials statements and have been taken on record by the board of directors vide the meeting dated April 27, 2022.

As per our report of even date

For Walker Chandio & Co LLP

ICAI Firm Registration No. : 001076N/N500013

Chartered Accountants

per Neeraj Sharma

Partner

Membership no: 502103

Place: New Delhi

Date : April 27, 2022



As per our report of even date

For K.S. Rao & Co.

ICAI Firm Registration No. : 003109S

Chartered Accountants

per Sudarshana Gupta M S

Partner

Membership no: 223060

Place: New Delhi

Date : April 27, 2022



For and on behalf of the Board of Directors of

Delhi International Airport Limited

G.B.S. Raju

Managing Director

DIN-00061686

Place: Goa

K. Narayana Rao

Whole Time Director

DIN-00016262

Place: Goa

Videh Kumar Jaipuria

Chief Executive Officer

Hari Nagrani

Chief Financial Officer

Abhishek Chawla

Company Secretary

Place: New Delhi

Date : April 27, 2022



Delhi International Airport Limited
CIN: U63033DL2006PLC146936
Standalone Cash Flow Statement for the year ended March 31, 2022
(All amounts in Rupees Crore, except otherwise stated)

	March 31, 2022	March 31, 2021
Cash flow from operating activities		
Profit/(Loss) before tax	27.77	(483.14)
<i>Adjustment to reconcile profit/(loss) before tax to net cash flows</i>		
Depreciation and amortization expenses	588.29	568.85
Provision for doubtful debts / bad debts written off	0.29	-
Reversal of Lease revenue (net of MAF) (Refer Note 42(m))	325.16	-
Interest Receivable written off (Refer Note 42 (b))	19.90	-
Provision for diminution in value of non-current investment	33.37	-
Non Current investment written off	0.10	-
Interest income on deposits/current investment	(63.58)	(45.54)
Exchange differences unrealised (net)	1.85	1.39
Gain on sale of current investments-Mutual fund	(23.03)	(12.06)
Loss/(profit) on discard of Capital work in progress and Property, plant and equipments	1.60	(0.16)
Dividend income on non current investments carried at cost	(50.00)	(27.38)
Interest on borrowings	557.48	406.54
Call spread option premium	181.99	281.26
Other borrowing costs	4.29	0.29
Redemption premium on borrowings	1.94	15.41
Rent expenses on financial assets carried at amortised cost	0.90	0.12
Provision against advance to Airports Authority of India (AAI) (refer note 35(i)(h) & (i))	43.21	446.21
Interest expenses on financial liability carried at amortised cost	73.35	71.13
Deferred income on financial liabilities carried at amortized cost	(107.81)	(104.72)
Fair value gain on financial instruments at fair value through profit or loss	(0.98)	(3.72)
	1,616.09	1,834.48
Working capital adjustment		
(Decrease)/increase in trade payables	(16.44)	37.24
Increase/(decrease) in other non current liabilities	130.18	(0.44)
Decrease in other current liabilities	(23.30)	(46.00)
Increase in non current deferred revenue	452.78	2.28
Increase/(decrease) in current deferred revenue	85.32	(5.96)
Increase in non current financial liabilities	287.27	260.93
(Decrease)/increase in current financial liabilities	(31.83)	70.57
Increase in trade receivables	(64.43)	(18.32)
(Increase)/decrease in inventories	(0.96)	0.28
Increase in other non current assets	(602.22)	(1,212.06)
(Increase)/decrease in other current assets	(73.36)	321.14
Increase in other current financial assets	(37.80)	(382.64)
Decrease/(increase) in other non current financial assets	135.44	(15.59)
Increase in non current provisions	3.06	2.81
Increase in current provisions	3.42	-
Cash generated from operations	1,863.22	48.72
Direct taxes (paid)/ refund (net)	(11.26)	49.47
Net cash flow from operating activities (A)	1,851.96	98.19
Cash flows from investing activities		
Purchase of property, plant and equipments, including CWIP and capital advances	(1,472.83)	(1,502.97)
Proceeds from sale of property, plant and equipment and CWIP	0.32	0.59
Security deposit given for equipment lease	-	(401.20)
Purchase of current investments	(7,781.29)	(5,572.79)
Sale/maturity of current investments	8,240.21	5,654.68
Dividend income	50.00	27.38
Interest received	149.29	139.17
Investment of margin money deposit	(0.02)	(0.02)
Redemption of fixed deposits with original maturity of more than three months (net)	233.17	377.29
Net cash (used in) investing activities (B)	(581.15)	(1,277.87)

(The space has been intentionally left blank)



Delhi International Airport Limited
CIN: U63033DL2006PLC146936

Standalone Cash Flow Statement for the year ended March 31, 2022
(All amounts in Rupees Crore, except otherwise stated)

Cash flows from financing activities		
Principal payment of lease liability	(3.61)	(4.23)
Interest payment of lease liability	(1.68)	(1.59)
Proceeds from short term loan from banks	-	264.75
Repayment of short term loan from banks	(242.75)	-
Proceeds from non-current borrowings	-	3,213.63
Repayment of non-current borrowings	(2,142.77)	-
Redemption Premium paid	(16.38)	-
Proceeds from hedge cancellation	264.60	-
Option premium paid	(298.87)	(310.21)
Borrowing cost paid	(28.14)	(31.30)
Interest paid	(852.48)	(666.47)
Net cash (used in)/flow from financing activities (C)	(3,322.08)	2,464.58
Net (decrease)/ increase in cash and cash equivalents (A + B + C)	(2,051.27)	1,284.90
Cash and cash equivalents at the beginning of the year	3,334.20	2,049.30
Cash and cash equivalents at the end of the year	1,282.93	3,334.20
Components of cash and cash equivalents		
Cash on hand	0.05	0.08
Cheques/ drafts on hand	0.58	0.19
With banks		
- on current account	16.43	387.67
- on deposit account	1,265.87	2,946.26
Total cash and cash equivalents (Refer note 12)	1,282.93	3,334.20

Explanatory notes annexed

1. The above cash flow statement has been compiled from and is based on the standalone balance sheet as at March 31, 2022 and the related standalone statement of profit and loss for the year.

2. Cash and cash equivalents include Rs. 0.30 crore (March 31, 2021: Rs. 1.77 crore), pertaining to Marketing Fund, to be used for sales promotional activities.

3. Changes in liabilities arising from financing activities:-

Particulars	Liabilities arising from financing activities		Assets held to hedge long term borrowings
	Borrowings	Interest accrued on Borrowings	Derivative instrument- Cash flow hedge- call spread option
As at March 31, 2021	13,041.32	201.41	872.41
Cash flows	(2,385.52)	(852.48)	(34.28)
Non-cash changes			
Finance cost	24.39	988.70	290.35
Foreign exchange fluctuation	302.57	-	-
Hedge settlement on prepayment/ maturity	-	-	(264.60)
Change in Fair values	-	-	(140.87)
As at March 31, 2022	10,982.76	337.63	723.01

4. The accompanying notes are an integral part of these standalone financial statements and have been taken on record by the board of directors vide the meeting dated April 27, 2022.

As per our report of even date
For Walker Chandok & Co LLP
ICAI Firm Registration No. : 001076/N/500013
Chartered Accountants

per Neeraj Sharma
Partner
Membership no: 2502193
Place: New Delhi
Date: April 27, 2022

As per our report of even date
For K.S. Rao & Co.
ICAI Firm Registration No. : 0031098
Chartered Accountants

per Sudarshana Gupta M S
Partner
Membership no: 223060
Place: New Delhi
Date: April 27, 2022

For and on behalf of the Board of Directors of
Delhi International Airport Limited

G. S. Raju
Managing Director
DIN-00061686
Place: Goa

K. Narayana Rao
Whole Time Director
DIN-00016262
Place: Goa

Vidh Kumar Jaiswar
Chief Executive Officer

H. N. Negrani
Chief Financial Officer

Abhishek Chawla
Company Secretary
Place: New Delhi
Date: April 27, 2022



Delhi International Airport Limited

CIN. U63033DL2006PLC146936

Notes to the standalone financial statements for the year ended March 31, 2022

(All amounts in Rupees crore, except otherwise stated)

1. Corporate information

Delhi International Airport Limited ('DIAL' or 'the Company') is a Public Limited Company domiciled in India. It was incorporated as a Private Limited Company on March 1, 2006 under the provisions of the erstwhile Companies Act, 1956, (replaced with Companies Act 2013 with effect from April 1, 2014) and was converted into a Public Limited Company w.e.f. April 10, 2017. DIAL is into the business of managing the operations and modernization of the Indira Gandhi International Airport ('Delhi Airport'). GMR Airports Limited ('GAL') a subsidiary of GMR Infrastructure Limited ('GIL') holds majority shareholding in the Company. DIAL had entered into Operation, Management and Development Agreement ('OMDA') with Airports Authority of India ('AAI'), which gives DIAL an exclusive right to operate, maintain, develop, modernize and manage the Delhi Airport on a revenue sharing model for an initial term of 30 years, which can be extended by another 30 years on satisfaction of certain terms and conditions pursuant to the provisions of the OMDA.

2. (A) Basis of preparation

The financial statements of the Company have been prepared in accordance with accounting principles generally accepted in India, including the Indian Accounting Standards (Ind AS) notified under section 133 of the Companies Act, 2013, read with the Companies (Indian Accounting Standards) Rules, 2015, as amended from time to time and presentation requirement of division II of Schedule III to the Companies Act, 2013 (Ind AS compliant Schedule III), as applicable to the financial statements.

Accounting Policies have been consistently applied except where a newly issued accounting standard is initially adopted or a revision to an existing accounting standard requires a change in the accounting policy hitherto in use.

The financial statements have been prepared on historical cost convention on an accrual basis, except for the following assets and liabilities, which have been measured at fair value or revalued amount:

- Derivative Financial Instruments
- Certain financial assets and liabilities (refer accounting policy regarding financial instruments) which have been measured at fair value.

(B) Covid-19 Update:

The operations of the Company were impacted by the Covid-19 pandemic and while management believes that such impacts are short term in nature. The Company has made detailed assessment of its liquidity position for the next one year and of the recoverability and carrying values of its assets as at the balance sheet date and has concluded that there are no material adjustments required in the financial statements. During the year, the Company has shown significant recovery in the domestic traffic as compared to previous year and the international traffic is expected to recover significantly post removal of restrictions on international flights w.e.f. March 27, 2022. However, the impact of the COVID 19 pandemic on the business operation will be depend on future developments that cannot be reliably predicted. The impact of the COVID 19 pandemic might be different from that estimated as at the date of approval of these financial statements and the Company will closely monitor any material changes to future economic conditions.



Delhi International Airport Limited

CIN. U63033DL2006PLC146936

Notes to the standalone financial statements for the year ended March 31, 2022

(All amounts in Rupees crore, except otherwise stated)

3. Summary of significant accounting policies

a. Use of estimates

The preparation of the financial statements in conformity with Ind AS requires management to make estimates, judgments and assumptions. These estimates, judgments and assumptions affect the application of accounting policies and the reported amounts of assets and liabilities, the disclosures of contingent assets and liabilities at the date of the financial statements and reported amounts of revenues and expenses during the period. Application of accounting policies that require critical accounting estimates involving complex and subjective judgments and the use of assumptions in these financial statements have been disclosed in Note 33. Accounting estimates could change from year to year. Actual results could differ from those estimates. Appropriate changes in estimates are made as management becomes aware of changes in circumstances surrounding the estimates. Changes in estimates are reflected in the financial statements in the year in which changes are made and, if material, their effects are disclosed in the notes to the financial statements.

b. Current versus non-current classification

The Company presents assets and liabilities in the balance sheet based on current/ non-current classification. An asset is treated as current when it is:

- a) Expected to be realised or intended to be sold or consumed in normal operating cycle
- b) Held primarily for the purpose of trading
- c) Expected to be realised within twelve months after the reporting period, or
- d) Cash or cash equivalent unless restricted from being exchanged or used to settle a liability for at least twelve months after the reporting period.

The Company classifies all other assets as non-current.

A liability is current when:

- a) It is expected to be settled in normal operating cycle
- b) It is held primarily for the purpose of trading
- c) It is due to be settled within twelve months after the reporting period, or
- d) There is no unconditional right to defer the settlement of the liability for at least twelve months after the reporting period

The Company classifies all other liabilities as non-current.

Deferred tax assets and liabilities are classified as non-current assets and liabilities.

The operating cycle is the time between the acquisition of assets for processing and their realisation in cash and cash equivalents. The Company has identified twelve months as its operating cycle.

c. Investments in Associates, Joint Ventures and Subsidiary

The Company has accounted for its investments in associates, joint ventures and subsidiary at cost (Refer Note 35 III (v)).

d. Property, Plant and Equipment

Property, plant and equipment are stated at historical cost less accumulated depreciation. Historical cost includes expenditure that is directly attributable to the acquisition of the items.



Delhi International Airport Limited

CIN. U63033DL2006PLC146936

Notes to the standalone financial statements for the year ended March 31, 2022**(All amounts in Rupees crore, except otherwise stated)**

Assets under installation or under construction as at the balance sheet date are shown as "Capital work-in-progress (CWIP)". Expenditure including finance charges directly relating to construction activity is capitalised.

Capital work in progress includes leasehold improvements under development as at the balance sheet date.

Subsequent costs are included in the asset's carrying amount or recognised as a separate asset, as appropriate, only when it is probable that future economic benefits associated with the item will flow to the Company and the cost of the item can be measured reliably. The carrying amount of any component accounted for as a separate asset is derecognised when replaced. Further, when each major inspection is performed, its cost is recognised in the carrying amount of the item of property, plant and equipment if the recognition criteria are satisfied. All other repairs and maintenance are charged to statement of profit and loss during the reporting period in which they are incurred.

An item of property, plant and equipment and any significant part initially recognised is derecognised upon disposal or when no future economic benefits are expected from its use or disposal. Any gain or loss arising on de-recognition of the asset (calculated as the difference between the net disposal proceeds and the carrying amount of the asset) is included in the statement of profit and loss when the asset is derecognised.

Development fee from any regulatory authority are recognized when there is reasonable assurance that it will be received / utilized and the Company will comply with the conditions attached to them.

Development fee related to an asset, (net of direct amount incurred to earn aforesaid development fee) is deducted from the gross value of the asset concerned in arriving at the carrying amount of the related asset.

The residual values, useful lives and methods of depreciation of property, plant and equipment are reviewed at each financial year end and adjusted prospectively, if appropriate.

e. Depreciation on Property, Plant and Equipment

Depreciation on property, plant and equipment is calculated on a straight line basis using the useful lives prescribed under Schedule II to the Companies Act, 2013 except for certain assets class i.e. Internal Approach Roads, Electric Panels and Transformers/Sub-station, the Company, based on a technical evaluation, believes that the useful life of such property, plant and equipment is different from the useful life specified in Schedule II to Companies Act 2013. The following is a comparison of the useful lives of these property, plant and equipment as adopted by the Company and those prescribed under Schedule II to the Companies Act, 2013:

Type of Assets	Useful life as estimated by the Company based on technical evaluation	Useful life as prescribed in Schedule II to the Companies Act, 2013
Roads – Other than RCC	10 years	5 years
Transformers/Power Sub-Stations (included in Plant and Machinery)	15 years	10 years
Electric Panels (included in Electrical Installations and Equipment)	15 years	10 years

The useful life of property, plant and equipment which are not as per schedule II of the Companies Act 2013, have been estimated by the management based on internal technical evaluation.

On June 12, 2014, the Airport Economic Regulatory Authority ("the Authority") has issued a consultation paper viz.05/2014-15 in the matter of Normative Approach to Building Blocks in Economic Regulation of major Airports wherein it, interalia, mentioned that the Authority proposes to lay down, to the extent required, the



Delhi International Airport Limited

CIN. U63033DL2006PLC146936

Notes to the standalone financial statements for the year ended March 31, 2022

(All amounts in Rupees crore, except otherwise stated)

depreciation rates for airport assets, taking into account the provisions of the useful life of assets given in Schedule II of the Companies Act, 2013, that have not been clearly mentioned in the Schedule II of the Companies Act, 2013 or may have a useful life justifiably different than that indicated in the Companies Act, 2013 in the specific context to the airport sector. Pursuant to above, the Authority had issued order no. 35/2017-18 on January 12, 2018 which was further amended on April 09, 2018, in the matter of Determination of Useful life of Airport Assets, which is effective from April 01, 2018.

Accordingly, the management was of the view that useful lives considered by the Company for most of the assets except passenger related Furniture and Fixtures were in line with the useful life proposed by AERA in its order dated January 12, 2018, which is further amended on April 09, 2018.

In order to align the useful life of passenger related Furniture and Fixtures as per AERA order, the Company has revised the useful life during financial year 2018-19.

Leasehold Improvements are improvements, betterments, or modifications of leased property which will benefit the Company for the period of more than one year. The amount of leasehold improvements are capitalised and amortised over the period of lease of five years or useful life whichever is less.

f. Intangible assets

Intangible assets acquired separately are measured on initial recognition at cost. Following initial recognition, intangible assets are carried at cost less accumulated amortisation and accumulated impairment losses, if any.

Intangible assets include software, upfront fee paid as airport concessionaire rights and other costs (excluding operation support costs) paid to the Airports Authority of India (AAI) pursuant to the terms and conditions of the OMDA.

g. Amortisation of intangible assets

Intangible assets are amortised over the useful economic life and assessed for impairment whenever there is an indication that the intangible asset may be impaired. The amortisation period and the amortisation method for an intangible asset with a finite useful life are reviewed at the end of each reporting period. Changes in the expected useful life or the expected pattern of consumption of future economic benefits embodied in the asset are considered to modify the amortisation period or method, as appropriate, and are treated as changes in accounting estimates. The amortisation expense on intangible assets with finite lives is recognised in these financial statements.

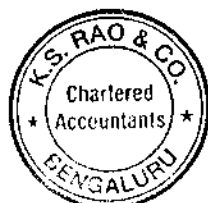
The Company amortises, upfront fee paid as airport concession rights and other costs paid to AAI referred to above are recognized and amortized over the initial period of 30 years and extended period of 30 years of OMDA i.e. 60 years. Other intangible assets are amortised over the useful life of asset or six years, whichever is lower.

h. Government Grant and subsidies

Grants and subsidies from the government are recognized when there is reasonable assurance that

- (i) the Company will comply / have complied with the conditions attached to them, and
- (ii) the grant / subsidy will be received.

When the grant/ subsidy relates to revenue, it is recognized under other income in the Statement of Profit and Loss in the period of receipts of such grant/ subsidy, at the amount expected to be realized.



Delhi International Airport Limited

CIN. U63033DL2006PLC146936

Notes to the standalone financial statements for the year ended March 31, 2022

(All amounts in Rupees crore, except otherwise stated)

i. Borrowing cost

Borrowing costs net of income on surplus investments directly attributable to the acquisition, construction or production of an asset that necessarily takes a substantial period of time to get ready for its intended use or sale are capitalised as part of the cost of the respective asset. All other borrowing costs are expensed on EIR basis in the period in which they occur.

Borrowing costs consist of interest, call spread premium and other costs that an entity incurs in connection with the borrowing of funds.

j. Leases

The Company assesses a contract at inception whether a contract is, or contains, a lease. That is, if the contract conveys the right to control the use of an identified asset for a period of time in exchange for consideration.

Company as a lessee:

The Company applies a single recognition and measurement approach for all leases, except for short-term leases and leases of low-value assets. The Company recognises lease liabilities to make lease payments and right-of-use assets representing the right to use the underlying assets.

Right-of-use assets: The Company recognises right-of-use assets at the commencement date of the lease (i.e., the date the underlying asset is available for use). Right-of-use assets are measured at cost, less any accumulated depreciation and impairment losses, and adjusted for any remeasurement of lease liabilities. The cost of right-of-use assets includes the amount of lease liabilities recognised, initial direct costs incurred, and lease payments made at or before the commencement date less any lease incentives received.

The right-of-use assets are depreciated on a straight-line basis over the shorter of the lease term and the estimated useful lives of the assets. The estimated useful lives of right-of-use assets are determined on the same basis as those of property and equipment. In addition, the right-of-use asset is periodically reduced by impairment losses, if any, and adjusted for certain remeasurements of the lease liability.

Lease liabilities: At the commencement date of the lease, the Company recognises lease liabilities measured at the present value of lease payments to be made over the lease term.

The lease payments included in the measurement of the lease liability include fixed payments (including in substance fixed payments), variable lease payments that depend on an index or a rate, and amounts expected to be paid under residual value guarantees. The lease payments also include the exercise price of a purchase option reasonably certain to be exercised by the Company and payments of penalties for terminating the lease, if the lease term reflects the Company exercising the option to terminate.

Lease payments are apportioned between finance charges and reduction of the lease liability so as to achieve a constant rate of interest on the remaining balance of the liability. Finance charges are recognised in finance costs in the statement of profit and loss.

In case of a short term lease contract and lease contracts for which the underlying asset is of low value, lease payments are charged to statement of profit and loss on accrual basis.

Company as a lessor:

Leases in which the Company does not transfer substantially all the risks and rewards of ownership of an asset are classified as operating leases. Income from operating lease is recognised on a straight-line basis over the term of the relevant lease.



Delhi International Airport Limited

CIN. U63033DL2006PLC146936

Notes to the standalone financial statements for the year ended March 31, 2022

(All amounts in Rupees crore, except otherwise stated)

Initial direct costs incurred in negotiating and arranging an operating lease are added to the carrying amount of the leased asset and recognised over the lease term on the same basis as rental income. Contingent rents are recognised as revenue in the period in which they are earned. Leases are classified as finance leases when substantially all of the risks and rewards of ownership transfers from the Company to the lessee. Amounts due from lessees under finance leases are recorded as receivables at the Company's net investment in the leases. Finance lease income is allocated to accounting periods so as to reflect a constant periodic rate of return on the net investment outstanding in respect of the lease.

k. Inventories

Inventories are valued at the lower of cost or net realizable value. Cost is determined on a weighted average basis and includes other directly associated costs in bringing the inventories to their present location and condition. Net realizable value is the estimated selling price in the ordinary course of business, less estimated costs of completion and estimated costs necessary to make the sale.

l. Impairment of non-financial assets

The Company assesses at each reporting date whether there is an indication that an asset may be impaired. If any indication exists, or when annual impairment testing for an asset is required, the Company estimates the asset's recoverable amount. An asset's recoverable amount is the higher of an asset's or cash generating units' (CGUs) fair value less cost of disposal and its value in use. The recoverable amount is determined for an individual asset, unless the asset does not generate cash inflows that are largely independent of those from other assets or group of assets. When the carrying amount of an asset or CGU exceeds its recoverable amount, the asset is considered impaired and is written down to its recoverable amount.

In assessing value in use, the estimated future cash flows are discounted to their present value using a pre-tax discount rate that reflects current market assessments of the time value of money and the risks specific to the asset. In determining fair value less cost of disposal, recent market transactions are taken into account.

The Company bases its impairment calculation on detailed budgets and forecast calculations, which are prepared separately for each of the Company's CGUs to which the individual assets are allocated. These budgets and forecast calculations generally cover a period of five years. For longer periods, a long-term growth rate is calculated and applied to project future cash flows after the fifth year. To estimate cash flow projections beyond periods covered by the most recent budgets/forecasts, the Company extrapolates cash flow projections in the budget using a steady or declining growth rate for subsequent years, unless an increasing rate can be justified.

Impairment losses of continuing operations, including impairment on inventories, are recognised in the statement of profit and loss. After impairment, depreciation is provided on the revised carrying amount of the asset over its remaining useful life.

For assets an assessment is made at each reporting date to determine whether there is an indication that previously recognised impairment losses no longer exist or have decreased. If such indication exists, the Company estimates the asset's or CGU's recoverable amount. A previously recognised impairment loss is reversed only if there has been a change in the assumptions used to determine the asset's recoverable amount since the last impairment loss was recognised. The reversal is limited so that the carrying amount of the asset does not exceed its recoverable amount, nor exceed the carrying amount that would have been determined, net of depreciation, had no impairment loss been recognised for the asset in prior years. Such reversal is recognised in the statement of profit and loss.



m. Provisions, Contingent liabilities and Commitments

Provisions are recognised when the Company has a present obligation (legal or constructive) as a result of a past event, it is probable that an outflow of resources embodying economic benefits will be required to settle the obligation and a reliable estimate can be made of the amount of the obligation. When the Company expects some or all of a provision to be reimbursed, for example, under an insurance contract, the reimbursement is recognised as a separate asset, but only when the reimbursement is virtually certain. The expense relating to a provision is presented in the statement of profit and loss net of any reimbursement.

If the effect of the time value of money is material, provisions are discounted using a current pre-tax rate that reflects, when appropriate, the risks specific to the liability. When discounting is used, the increase in the provision due to the passage of time is recognised as a finance cost.

Contingent liability is disclosed in the case of:

- A present obligation arising from past events, when it is not probable that an outflow of resources will be required to settle the obligation.
- A present obligation arising from past events, when no reliable estimate is possible
- A possible obligation arising from past events, unless the probability of outflow of resources is remote

Commitments include the amount of purchase order (net of advances) issued to parties for completion of assets. Provisions, contingent liabilities, contingent assets and commitments are reviewed at each reporting date.

Provisions for onerous contracts are recognized when the expected benefits to be delivered by the Company from a contract are lower than the unavoidable costs of meeting the future obligations under the contract. The provision is measured at the present value of the lower of the expected cost of terminating the contract and the expected net cost of continuing with the contract. Before a provision is established the Company recognizes any impairment loss on the assets associated with that contract.

n. Contingent assets

Contingent assets usually arise from unplanned or other unexpected events that give rise to the possibility of an inflow of economic benefits to the entity. Contingent assets are recognized when the realisation of income is virtually certain, then the related asset is not a contingent asset and its recognition is appropriate.

Contingent assets are reviewed at each reporting date. A contingent asset is disclosed where an inflow of economic benefits is probable.

o. Retirement and other Employee Benefits

Defined benefit plan

Retirement benefit in the form of provident fund is a defined benefit scheme. DIAL contributes its portion of contribution to DIAL Employees Provident Fund Trust ('the Trust'). DIAL has an obligation to make good the shortfall, if any, between the return from the investments of the Trust and the notified interest rate which is determined by actuary and accounted by the DIAL as provident fund cost.

Retirement benefit in the form of Superannuation Fund and Employee State Insurance are defined contribution schemes and the contributions are charged to the statement of profit and loss of the year when the contributions to the respective funds are due. The Company has no obligation, other than the contribution payable to the respective trusts.



Delhi International Airport Limited

CIN. U63033DL2006PLC146936

Notes to the standalone financial statements for the year ended March 31, 2022

(All amounts in Rupees crore, except otherwise stated)

All employee benefits payable/available within twelve months of rendering the service are classified as short-term employee benefits. Benefits such as salaries, wages and bonus etc., are recognised in the statement of profit and loss in the period in which the employee renders the related service.

The Company recognizes contribution payable as expenditure, when an employee renders the related service. If the contribution payable to the scheme for service received before the reporting date exceeds the contribution already paid, the deficit payable to the scheme is recognized as a liability after deducting the contribution already paid. If the contribution already paid exceeds the contribution due for services received before the balance sheet date, then excess is recognized as an asset to the extent that the pre-payment will lead to a reduction in future payment or a cash refund.

Gratuity Liability is a defined benefit obligation which is funded through policy taken from Life Insurance Corporation of India and Liability (net of fair value of investment in LIC) is provided for on the basis of an actuarial valuation on projected unit credit method made at the end of each financial year. Every employee who has completed five years or more of service gets a gratuity on separation at 15 days' salary (based on last drawn basic salary) for each completed year of service.

The Company treats accumulated leave including sick leave expected to be carried forward beyond twelve months, as long-term employee benefit for measurement purposes. Such long-term compensated absences including sick leave are provided for based on the actuarial valuation using the projected unit credit method at the year-end. Actuarial gains / losses are immediately taken to the statement of profit and loss and are not deferred.

The entire amount of the provision for leave encashment is presented as current in financial statements, since the Company does not have an unconditional right to defer settlement of the obligation.

Re-measurements, comprising of actuarial gains and losses, the effect of the asset ceiling, excluding amounts included in net interest on the net defined benefit liability and the return on plan assets (excluding amounts included in net interest on the net defined benefit liability), are recognised immediately in the balance sheet with a corresponding debit or credit to retained earnings through OCI in the period in which they occur. Re-measurements are not reclassified to profit or loss in subsequent periods. Past service costs are recognised in profit or loss on the earlier of:

- i) The date of the plan amendment or curtailment, and
- ii) The date that the Company recognises related restructuring costs.

The cost of providing benefits under the defined benefit plan is determined using the projected unit credit method.

Net interest is calculated by applying the discount rate to the net defined benefit liability or asset. The Company recognises the following changes in the net defined benefit obligation as an expense in the statement of profit and loss:

- Service costs comprising current service costs, past-service costs, gains and losses on curtailments and non-routine settlements; and
- Net interest expense or income

p. Financial Instruments

A financial instrument is any contract that gives rise to a financial asset of one entity and a financial liability or equity instrument of another entity.



Delhi International Airport Limited

CIN. U63033DL2006PLC146936

Notes to the standalone financial statements for the year ended March 31, 2022

(All amounts in Rupees crore, except otherwise stated)

I) Financial assets

Initial recognition and measurement

Financial assets are classified, at initial recognition, as subsequently measured at amortised cost, fair value through other comprehensive income (OCI), and fair value through profit or loss.

The classification of financial assets at initial recognition depends on the financial asset's contractual cash flow characteristics and the Company's business model for managing them. With the exception of trade receivables that do not contain a significant financing component or for which the Company has applied the practical expedient, the Company initially measures a financial asset at its fair value plus, in the case of a financial asset not at fair value through profit or loss, transaction costs. Trade receivables that do not contain a significant financing component or for which the Company has applied the practical expedient are measured at the transaction price determined under Ind AS 115. Refer to the accounting policies in section (u) Revenue from contracts with customers.

In order for a financial asset to be classified and measured at amortised cost or fair value through OCI, it needs to give rise to cash flows that are 'solely payments of principal and interest (SPPI)' on the principal amount outstanding. This assessment is referred to as the SPPI test and is performed at an instrument level.

The Company's business model for managing financial assets refers to how it manages its financial assets in order to generate cash flows. The business model determines whether cash flows will result from collecting contractual cash flows, selling the financial assets, or both.

Purchases or sales of financial assets that require delivery of assets within a time frame established by regulation or convention in the market place (regular way trades) are recognised on the trade date, i.e., the date that the Company commits to purchase or sell the asset.

Subsequent measurement

For purposes of subsequent measurement, financial assets are classified in three broad categories:

- Financial assets at amortised cost
- Financial assets at fair value through profit or loss (FVTPL)
- Financial assets at fair value through other comprehensive income (FVTOCI)

Financial assets at amortised cost: A 'Financial asset' is measured at the amortised cost if both the following conditions are met:

- The asset is held within a business model whose objective is to hold assets for collecting contractual cash flows, and
- Contractual terms of the asset give rise on specified dates to cash flows that are solely payments of principal and interest (SPPI) on the principal amount outstanding.

After initial measurement, such financial assets are subsequently measured at amortised cost using the effective interest rate (EIR) method. Amortised cost is calculated by taking into account any discount or premium on acquisition and fees or costs that are an integral part of the EIR. The EIR amortisation is included in other income in the statement of profit and loss. The losses arising from impairment are recognised in the statement of profit and loss. This category generally applies to trade and other receivables. For more information on receivables, refer to Note 11.



Delhi International Airport Limited

CIN. U63033DL2006PLC146936

Notes to the standalone financial statements for the year ended March 31, 2022

(All amounts in Rupees crore, except otherwise stated)

Financial assets at FVTOCI: A financial asset is measured at the FVTOCI if both of the following criteria are met:

- The asset is held within the business model, whose objective is achieved both by collecting contractual cash flows and selling the financial assets, and
- The contractual terms of the financial asset give rise on specified dates to cash flows that are SPPI on the principal amount outstanding.

If the company decides to classify an equity instrument as at FVTOCI, then all fair value changes on the instrument, excluding dividends, are recognized in the OCI. There is no recycling of the amounts from OCI to P&L, even on sale of investment. However, the company may transfer the cumulative gain or loss within equity.

Financial assets at FVTPL: FVTPL is a residual category for financial assets. Any Financial asset, which does not meet the criteria for categorization as at amortized cost or as at Fair Value through OCI (FVTOCI), is classified as at FVTPL.

In addition, the Company may elect to designate a Financial assets, which otherwise meets amortized cost or FVTOCI criteria, as at FVTPL. However, such election is allowed only if doing so reduces or eliminates a measurement or recognition inconsistency (referred to as 'accounting mismatch'). Financial assets included within the FVTPL category are measured at fair value with all changes recognized in the statement of profit and loss.

Derecognition of financial assets

A financial asset (or, where applicable, a part of a financial asset or part of a group of similar financial assets) is primarily derecognised when:

- The rights to receive cash flows from the asset have expired or
- The Company has transferred its rights to receive cash flows from the asset or has assumed an obligation to pay the received cash flows in full without material delay to a third party under a 'pass-through' arrangement; and either (a) the Company has transferred substantially all the risks and rewards of the asset, or (b) the Company has neither transferred nor retained substantially all the risks and rewards of the asset, but has transferred control of the asset.

When the Company has transferred its rights to receive cash flows from an asset or has entered into a pass-through arrangement, it evaluates if and to what extent it has retained the risks and rewards of ownership. When it has neither transferred nor retained substantially all of the risks and rewards of the asset, nor transferred control of the asset, the Company continues to recognise the transferred asset to the extent of the Company's continuing involvement. In that case, the Company also recognises an associated liability. The transferred asset and the associated liability are measured on a basis that reflects the rights and obligations that the Company has retained.

Continuing involvement that takes the form of a guarantee over the transferred asset is measured at the lower of the original carrying amount of the asset and the maximum amount of consideration that the Company could be required to repay.

Impairment of financial assets

In accordance with Ind AS 109, the Company applies expected credit loss (ECL) model for measurement and recognition of impairment loss on the following financial assets and credit risk exposure:

Financial assets measured at amortised cost e.g., deposits, trade receivables and bank balance.



Delhi International Airport Limited

CIN. U63033DL2006PLC146936

Notes to the standalone financial statements for the year ended March 31, 2022

(All amounts in Rupees crore, except otherwise stated)

The Company follows 'simplified approach' for recognition of impairment loss allowance on trade receivables or contract revenue receivables.

The application of simplified approach does not require the Company to track changes in credit risk. Rather, it recognises impairment loss allowance based on lifetime ECLs at each reporting date, right from its initial recognition.

For recognition of impairment loss on other financial assets and risk exposure, the Company determines that whether there has been a significant increase in the credit risk since initial recognition. If credit risk has not increased significantly, 12-month ECL is used to provide for impairment loss. However, if credit risk has increased significantly, lifetime ECL is used. If, in a subsequent period, credit quality of the instrument improves such that there is no longer a significant increase in credit risk since initial recognition, then the entity reverts to recognising impairment loss allowance based on 12-month ECL.

Lifetime ECL are the expected credit losses resulting from all possible default events over the expected life of a financial instrument. The 12-month ECL is a portion of the lifetime ECL which results from default events that are possible within 12 months after the reporting date.

ECL is the difference between all contractual cash flows that are due to the Company in accordance with the contract and all the cash flows that the entity expects to receive (i.e., all cash shortfalls), discounted at the original EIR. When estimating the cash flows, an entity is required to consider:

- All contractual terms of the financial instrument (including prepayment, extension, call and similar options) over the expected life of the financial instrument. However, in rare cases when the expected life of the financial instrument cannot be estimated reliably, then the entity is required to use the remaining contractual term of the financial instrument
- Cash flows from the sale of collateral held or other credit enhancements that are integral to the contractual terms

As a practical expedient, the Company uses a provision matrix to determine impairment loss allowance on portfolio of its trade receivables. The provision matrix is based on its historically observed default rates over the expected life of the trade receivables and is adjusted for forward-looking estimates. At every reporting date, the historical observed default rates are updated and changes in the forward-looking estimates are analysed.

For assessing increase in credit risk and impairment loss, the Company combines financial instruments on the basis of shared credit risk characteristics with the objective of facilitating an analysis that is designed to enable significant increases in credit risk to be identified on a timely basis.

II) Financial liabilities

Initial recognition and measurement

Financial liabilities are classified, at initial recognition, as financial liabilities at fair value through profit or loss, loans and borrowings, payables, or as derivatives designated as hedging instruments in an effective hedge, as appropriate.

All financial liabilities are recognised initially at fair value and, in the case of loans and borrowings and payables, net of directly attributable transaction costs.

The Company's financial liabilities include trade and other payables, loans and borrowings including and derivative financial instruments.



Delhi International Airport Limited

CIN. U63033DL2006PLC146936

Notes to the standalone financial statements for the year ended March 31, 2022

(All amounts in Rupees crore, except otherwise stated)

Subsequent measurement

Financial liabilities designated upon initial recognition at fair value through profit or loss are designated as such at the initial date of recognition, and only if the criteria in Ind AS 109 are satisfied. For liabilities designated as FVTPL, fair value gains/ losses attributable to changes in own credit risk are recognized in OCI. These gains/ loss are not subsequently transferred to statement of profit and loss. However, the Company may transfer the cumulative gain or loss within equity. All other changes in fair value of such liability are recognised in the statement of profit and loss. The Company has not designated any financial liability as at fair value through profit and loss.

Loans and borrowings

After initial recognition, interest-bearing loans and borrowings are subsequently measured at amortised cost using the EIR method. Gains and losses are recognised in profit or loss when the liabilities are derecognised as well as through the EIR amortisation process.

Amortised cost is calculated by taking into account any discount or premium on acquisition and fees or costs that are an integral part of the EIR. The EIR amortisation is included as finance costs in the statement of profit and loss.

Derecognition

A financial liability is derecognised when the obligation under the liability is discharged or cancelled or expired. When an existing financial liability is replaced by another from the same lender on substantially different terms, or the terms of an existing liability are substantially modified, such an exchange or modification is treated as the derecognition of the original liability and the recognition of a new liability. The difference in respective carrying amounts is recognised in statement of profit and loss.

Offsetting of financial instruments

Financial assets and financial liabilities are offset and the net amount is reported in the balance sheet if there is a currently enforceable legal right to offset the recognised amounts and there is an intention to settle on a net basis, to realise the assets and settle the liabilities simultaneously.

q. Derivative financial instruments and hedge accounting

Initial Recognition and subsequent measurement

The Company uses derivative financial instruments, such as call spread options and interest rate swaps, to hedge its foreign currency risks and interest rate risks, respectively

Such derivative financial instruments are initially recognised at fair value on the date on which a derivative contract is entered into and are subsequently re-measured at fair value. Derivatives are carried as financial assets when the fair value is positive and as financial liabilities when the fair value is negative.

Any gains or losses arising from changes in the fair value of derivatives are taken directly to profit or loss, except for the effective portion of cash flow hedges, which is recognised in OCI and later reclassified to profit or loss when the hedge item affects profit or loss.

For the purpose of hedge accounting, hedges are classified as:

- a) Fair value hedges when hedging the exposure to changes in the fair value of a recognised asset or liability or an unrecognised firm commitment;



Delhi International Airport Limited

CIN. U63033DL2006PLC146936

Notes to the standalone financial statements for the year ended March 31, 2022

(All amounts in Rupees crore, except otherwise stated)

- b) Cash flow hedges when hedging the exposure to variability in cash flows that is either attributable to a particular risk associated with a recognised asset or liability or a highly probable forecast transaction or the foreign currency risk in an unrecognised firm commitment;
- c) Hedges of a net investment in a foreign operation.

At the inception of a hedge relationship, the Company formally designates and documents the hedge relationship to which the Company wishes to apply hedge accounting and the risk management objective and strategy for undertaking the hedge. The documentation includes the Company's risk management objective and strategy for undertaking hedge, the hedging / economic relationship, the hedged item or transaction, the nature of the risk being hedged, hedge ratio and how the entity will assess the effectiveness of changes in the hedging instrument's fair value in offsetting the exposure to changes in the hedged item's fair value or cash flows attributable to the hedged risk. Such hedges are expected to be highly effective in achieving offsetting changes in fair value or cash flows and are assessed on an ongoing basis to determine that they actually have been highly effective throughout the financial reporting periods for which they were designated.

Cash flow hedges that meet the strict criteria for hedge accounting are accounted for as described below:

The effective portion of the gain or loss on the hedging instrument is recognised in OCI in the cash flow hedge reserve, while any ineffective portion is recognised immediately in the statement of profit and loss.

Amounts recognised as OCI are transferred to profit or loss when the hedged transaction affects profit or loss, such as when the hedged financial income or financial expense is recognised or when a forecast sale occurs.

If the hedging instrument expires or is sold, terminated or exercised without replacement or rollover (as part of the hedging strategy), or if its designation as a hedge is revoked, or when the hedge no longer meets the criteria for hedge accounting, any cumulative gain or loss previously recognised in OCI remains separately in equity until the forecast transaction occurs or the foreign currency firm commitment is met.

Presentation of derivative contracts in the financial statement

Derivative assets and liabilities recognized on the balance sheet are presented as current and non-current based on the classification of the underlying hedged item.

r. Cash and cash equivalents

Cash and cash equivalent in the balance sheet comprise cash at banks and on hand and short-term deposits with an original maturity of three months or less, which are subject to an insignificant risk of changes in value.

For the purpose of the statement of cash flows, cash and cash equivalents consist of cash and short-term deposits, as defined above, net of outstanding bank overdrafts as they are considered an integral part of the Company's cash management.

s. Foreign currencies

Functional Currency

The financial statements are presented in Indian rupees (INR), which is also the Company's functional currency.

Transactions and Translations

Transactions in foreign currencies are initially recorded by the Company at their respective functional currency spot rates at the date the transaction first qualifies for recognition. However, for practical reasons, the Company uses an average rate if the average approximates the actual rate at the date of the transaction.



Delhi International Airport Limited

CIN. U63033DL2006PLC146936

Notes to the standalone financial statements for the year ended March 31, 2022

(All amounts in Rupees crore, except otherwise stated)

Monetary assets and liabilities denominated in foreign currencies are translated at the functional currency spot rates of exchange at the reporting date.

Exchange differences arising on settlement or translation of monetary items are recognised in statement of profit and loss. Non-monetary items that are measured in terms of historical cost in a foreign currency are translated using the exchange rates at the dates of the initial transactions.

f. Fair value measurement

The Company measures financial instruments, such as, derivatives at fair value at each balance sheet date.

Fair value is the price that would be received to sell an asset or paid to transfer a liability in an orderly transaction between market participants at the measurement date. The fair value measurement is based on the presumption that the transaction to sell the asset or transfer the liability takes place either:

- In the principal market for the asset or liability, or
- In the absence of a principal market, in the most advantageous market for the asset or liability

The principal or the most advantageous market must be accessible by the Company.

The fair value of an asset or a liability is measured using the assumptions that market participants would use when pricing the asset or liability, assuming that market participants act in their best economic interest.

The Company uses valuation techniques that are appropriate in the circumstances and for which sufficient data are available to measure fair value, maximising the use of relevant observable inputs and minimising the use of unobservable inputs.

All assets and liabilities for which fair value is measured or disclosed in the financial statements are categorised within the fair value hierarchy, described as follows, based on the lowest level input that is significant to the fair value measurement as a whole:

Level 1 — Quoted (unadjusted) market prices in active markets for identical assets or liabilities

Level 2 — Valuation techniques for which the lowest level input that is significant to the fair value measurement is directly or indirectly observable.

Level 3 — Valuation techniques for which the lowest level input that is significant to the fair value measurement is unobservable.

For assets and liabilities that are recognised in the financial statements on a recurring basis, the Company determines whether transfers have occurred between levels in the hierarchy by re-assessing categorisation (based on the lowest level input that is significant to the fair value measurement as a whole) at the end of each reporting period.

The Company determines the policies and procedures for recurring fair value measurement, such as derivative instruments and unquoted financial assets measured at fair value. External valuers are involved for valuation of significant assets or liabilities such as derivative instruments.

At each reporting date, the Company analyses the movements in the values of assets and liabilities which are required to be re-measured or re-assessed as per the Company's accounting policies. For this analysis, the Company verifies the major inputs applied in the latest valuation by agreeing the information in the valuation computation to contracts and other relevant documents.



Delhi International Airport Limited

CIN. U63033DL2006PLC146936

Notes to the standalone financial statements for the year ended March 31, 2022

(All amounts in Rupees crore, except otherwise stated)

For the purpose of fair value disclosures, the Company has determined classes of assets and liabilities on the basis of the nature, characteristics and risks of the asset or liability and the level of the fair value hierarchy as explained above. This note summarises accounting policy for fair value. Other fair value related disclosures are given in the relevant notes as mentioned below:

a) Disclosures for valuation methods, significant estimates and assumptions (note 38)

b) Quantitative disclosures of fair value measurement hierarchy (note 39)

c) Financial instruments (including those carried at amortised cost)

u. Revenue recognition

Revenue is recognised to the extent that it is probable that the economic benefits will flow to the Company and the revenue can be reliably measured, regardless of when the payment is being made. Revenue is measured at the fair value of the consideration received or receivable, taking into account contractually defined terms of payment and excluding taxes or duties collected on behalf of the government.

Revenue from contract with customer

Revenue from contracts with customers is recognised when control of the services are transferred to the customer at an amount that reflects the consideration to which the Company expects to be entitled in exchange for those services. The Company has generally concluded that it is the principal in its revenue arrangements, because it typically controls the services before transferring them to the customer.

Revenue from Operations

Significant financing component

Generally, the Company receives short-term advances from its customers. Using the practical expedient in Ind AS 115, the Company does not adjust the promised amount of consideration for the effects of a significant financing component if it expects, at contract inception, that the period between the transfer of the promised service to the customer and when the customer pays for that service will be one year or less.

The Company also receives long-term advances from customers for rendering services. The transaction price for such contracts are discounted, using the rate that would be reflected in a separate financing transaction between the Company and its customers at contract inception, to take into consideration the significant financing component.

Contract balances

Contract assets

A contract asset is the right to consideration in exchange for services transferred to the customer (which consist of unbilled revenue). If the Company performs by transferring services to a customer before the customer pays consideration or before payment is due, a contract asset is recognised for the earned consideration that is conditional.

Trade receivables

A receivable represents the Company's right to an amount of consideration that is unconditional (i.e., only the passage of time is required before payment of the consideration is due). Refer to accounting policies of financial assets in financial instruments – initial recognition and subsequent measurement.



Delhi International Airport Limited

CIN. U63033DL2006PLC146936

Notes to the standalone financial statements for the year ended March 31, 2022

(All amounts in Rupees crore, except otherwise stated)

Contract liabilities

A contract liability is the obligation to transfer services to a customer for which the Company has received consideration (or an amount of consideration is due) from the customer. If a customer pays consideration before the Company transfers services to the customer, a contract liability is recognised when the payment is made or the payment is due (whichever is earlier). Contract liabilities are recognised as revenue when the Company performs under the contract.

Income from services

Revenue from airport operations i.e. Aeronautical and Non Aeronautical operations are recognised on accrual basis, net of Goods and Service Tax (GST), and applicable discounts when services are rendered. Aeronautical operations include user development fees (UDF), Passenger Service Fee (Facilitation Component) [PSF (FC)], Baggage X-ray Charges, Landing and Parking of aircraft and into plane charges. The main streams of non – aeronautical revenue includes duty free, retail, advertisement, food & beverages, cargo, ground handling, car parking and land & space- rentals.

Land & Space- rentals pertains to granting right to use land and space primarily for catering to the need of passengers, air traffic services and air transport services.

Revenue from commercial property development rights granted to concessionaires is recognized on accrual basis, as per the terms of the agreement entered into with the customers.

Interest income

Interest income is recognised on a time proportion basis taking into account the amount outstanding and the rate applicable except the interest income received from customers for delayed payments which is accounted on the basis of reasonable certainty / realisation.

For all financial instruments measured at amortised cost, interest income is recorded using the effective interest rate (EIR). EIR is the rate that exactly discounts the estimated future cash payments or receipts over the expected life of the financial instrument or a shorter period, where appropriate, to the gross carrying amount of the financial asset or to the amortised cost of a financial liability. When calculating the effective interest rate, the Company estimates the expected cash flows by considering all the contractual terms of the financial instrument (for example, prepayment, extension, call and similar options) but does not consider the expected credit losses. Interest income is included in other income in the statement of profit and loss.

Dividends

Dividend income is recognised when the Company's right to receive dividend is established, which is generally when the shareholders approve the dividend.

Claims

Claims on contractors / concessionaires are accounted on the basis of reasonable certainty / realization.

v. Taxes

Tax expense comprises current tax and deferred tax.



Delhi International Airport Limited

CIN. U63033DL2006PLC146936

Notes to the standalone financial statements for the year ended March 31, 2022

(All amounts in Rupees crore, except otherwise stated)

Current income tax

Current income tax is measured at the amount expected to be paid to the tax authorities in accordance with Income Tax Act, 1961.

Current income tax assets and liabilities are measured at the amount expected to be recovered from or paid to the taxation authorities. The tax rates and tax laws used to compute the amount are those that are enacted or substantively enacted, at the reporting date.

Current income tax relating to items recognised outside profit or loss is recognised outside profit or loss (either in other comprehensive income or in equity). Current tax items are recognised in correlation to the underlying transaction either in OCI or directly in equity. Management periodically evaluates positions taken in the tax returns with respect to situations in which applicable tax regulations are subject to interpretation and establishes provisions where appropriate.

Deferred tax

Deferred tax is provided using the liability method on temporary differences between the tax bases of assets and liabilities and their carrying amounts for financial reporting purposes at the reporting date.

Deferred tax liabilities are recognised for all taxable temporary differences, except:

- i) When the deferred tax liability arises from the initial recognition of goodwill or an asset or liability in a transaction that is not a business combination and, at the time of the transaction, affects neither the accounting profit nor taxable profit or loss.
- ii) In respect of taxable temporary differences associated with investments in subsidiary, associates and interests in joint ventures, when the timing of the reversal of the temporary differences can be controlled and it is probable that the temporary differences will not reverse in the foreseeable future.

Deferred tax assets are recognised for all deductible temporary differences, the carry forward of unused tax credits and any unused tax losses. Deferred tax assets are recognised to the extent that it is probable that taxable profit will be available against which the deductible temporary differences, and the carry forward of unused tax credits and unused tax losses can be utilised, except:

- i) When the deferred tax asset relating to the deductible temporary difference arises from the initial recognition of an asset or liability in a transaction that is not a business combination and, at the time of the transaction, affects neither the accounting profit nor taxable profit or loss.
- ii) In respect of deductible temporary differences associated with investments in subsidiary, associates and interests in joint ventures, deferred tax assets are recognised only to the extent that it is probable that the temporary differences will reverse in the foreseeable future and taxable profit will be available against which the temporary differences can be utilised.

The carrying amount of deferred tax assets is reviewed at each reporting date and reduced to the extent that it is no longer probable that sufficient taxable profit will be available to allow all or part of the deferred tax asset to be utilised. Unrecognised deferred tax assets are re-assessed at each reporting date and are recognised to the extent that it has become probable that future taxable profits will allow the deferred tax asset to be recovered.

Deferred tax assets and liabilities are measured at the tax rates that are expected to apply in the year when the asset is realised or the liability is settled, based on tax rates (and tax laws) that have been enacted or substantively enacted at the reporting date.



Delhi International Airport Limited

CIN. U63033DL2006PLC146936

Notes to the standalone financial statements for the year ended March 31, 2022

(All amounts in Rupees crore, except otherwise stated)

Deferred tax relating to items recognised outside profit or loss is recognised outside profit or loss (either in other comprehensive income or in equity). Deferred tax items are recognised in correlation to the underlying transaction either in OCI or directly in equity.

Deferred tax assets and deferred tax liabilities are offset if a legally enforceable right exists to set off current tax assets against current tax liabilities and the deferred taxes relate to the same taxable entity and the same taxation authority.

Minimum Alternate Tax ('MAT') paid in a year is charged to the statement of profit and loss as current tax. The Company recognises MAT credit available as an asset only to the extent that there is convincing evidence that the Company will pay normal income tax during the specified period, i.e., the period for which MAT credit is allowed to be carried forward. In the year in which the Company recognises MAT credit as an asset in accordance with the Guidance Note on 'Accounting for Credit Available in respect of Minimum Alternative Tax' under IT Act, the said asset is created by way of credit to the statement of profit and loss and shown as 'MAT credit entitlement'. The Company reviews the 'MAT credit entitlement' asset at each reporting date and writes down the asset to the extent the Company does not have convincing evidence that it will pay normal tax during the specified period.

Taxes, cess, duties such as sales tax/ value added tax/ service tax/goods and service tax etc. paid on acquisition of assets or on incurring expenses

Expenses and assets are recognised net of the amount of taxes paid, except:

- When the tax incurred on a purchase of assets, goods or services is not recoverable from the taxation authority, in which case, the tax paid is recognised as part of the cost of acquisition of the asset or as part of the expense item, as applicable
- When receivables and payables are stated with the amount of tax included

The net amount of tax recoverable from, or payable to, the taxation authority is included as part of receivables or payables in the balance sheet.

w. Operating segments

The Company has only one reportable operating segment, which is operation of airport and providing allied services. Accordingly, the amounts appearing in the financial statements relate to the Company's single operating segment.

x. Proposed dividend

As per Ind AS -10, 'Events after the Reporting period', the Company disclose the dividend proposed by board of directors after the balance sheet date in the notes to these financial statements. The liability to pay dividend is recognised when the declaration of dividend is approved by the shareholders.

y. Earnings per share

Basic earnings per share is calculated by dividing the net profit or loss for the year attributable to equity shareholders by the weighted average number of equity shares outstanding during the year.

For the purpose of calculating diluted earnings per share, the net profit or loss for the year attributable to equity shareholders and the weighted average number of shares outstanding during the year are adjusted for the effects of all dilutive potential equity shares.



Delhi International Airport Limited

CIN. U63033DL2006PLC146936

Notes to the standalone financial statements for the year ended March 31, 2022

(All amounts in Rupees crore, except otherwise stated)

z. Cash Flow Statement

Cash flows are reported using the indirect method, whereby profit for the period is adjusted for the effects of transactions of a non-cash nature, any deferrals or accruals of past or future operating cash receipts or payments and item of income or expenses associated with investing or financing cash flows. The cash flows from operating, investing and financing activities of the Company are segregated.

3.1 Recent accounting pronouncement issued but not made effective

Amendment to Ind AS 16, Property, Plant and Equipment

The Ministry of Corporate Affairs ("MCA") vide notification dated March 23, 2022, has issued an amendment to Ind AS 16 which specifies that an entity shall deduct from the cost of an item of property, plant and equipment any proceeds received from selling items produced while the entity is preparing the asset for its intended use (for example, the proceeds from selling samples produced when testing a machine to see if it is functioning properly).

Amendment to Ind AS 37, Provisions, Contingent Liabilities and Contingent Assets

The Ministry of Corporate Affairs ("MCA") vide notification dated March 23, 2022, has issued an amendment to Ind AS 37 which specifies that the cost of fulfilling a contract comprises: the incremental costs of fulfilling that contract and an allocation of other costs that relate directly to fulfilling contracts.

Amendment to Ind AS 109, Financial Instruments

The Ministry of Corporate Affairs ("MCA") vide notification dated March 23, 2022, has issued an amendment to Ind AS 109 which clarifies that which fees an entity should include when it applies the '10%' test in assessing whether to derecognise a financial liability. An entity includes only fees paid or received between the entity (the borrower) and the lender, including fees paid or received by either the entity or the lender on the other's behalf.

The Company is in the process of evaluating the impact on financial statements.

(This space has been intentionally left blank)



Delhi International Airport Limited

CIN: U63033DL2006PLC146936

Notes to the standalone financial statements for the year ended March 31, 2022
(All amounts in Rupees Crore, except otherwise stated)

4. Property, plant and equipment

	Buildings	Leasehold improvement	Bridges, Culverts, Bunders, etc.	Electrical Installations and Equipment	Roads-Other than RCC	Runways, Taxiways & Apron etc.	Plant and Machinery	Office Equipment	Computer and data processing units	Furniture and Fittings	Vehicles	Total
Gross block (at cost)												
As at April 1, 2020	4,562.69	19.52	397.06	1,089.27	236.05	2,248.55	2,475.95	12.91	105.75	286.23	19.25	11,453.81
Additions	8.29	1.27	2.06	19.41	9.57	61.19	31.17	0.53	9.12	47.56	1.49	191.66
Disposals	(0.69)	-	-	-	-	-	-	(0.01)	-	(0.06)	(1.27)	(2.03)
As at March 31, 2021	4,570.29	20.79	399.12	1,108.68	245.62	2,309.74	2,507.12	13.43	114.87	333.73	19.45	11,643.44
Additions	167.75	-	9.69	282.54	5.60	341.51	145.11	6.35	19.79	28.62	0.46	1,007.42
Adjustments [refer note (a) below]	(3.84)	(0.02)	-	(0.77)	(0.16)	(0.04)	(0.35)	-	(0.89)	(2.71)	-	(8.78)
As at March 31, 2022	4,734.20	20.77	409.41	1,390.45	251.06	2,651.21	2,651.88	19.78	133.77	359.64	19.91	12,642.08
Accumulated depreciation												
As at April 1, 2020	1,431.20	12.65	140.57	858.93	206.89	938.41	1,509.14	10.68	62.47	194.29	9.17	5,374.40
Charge for the year	153.21	3.85	13.39	51.89	11.50	102.68	181.99	0.81	14.47	20.01	1.88	555.68
Disposals	(0.26)	-	-	-	-	-	-	(0.01)	-	(0.06)	(1.27)	(1.60)
As at March 31, 2021	1,584.15	16.50	153.96	910.82	218.39	1,041.09	1,691.13	11.48	76.94	214.24	9.78	5,928.48
Charge for the year	199.15	3.97	14.15	32.94	2.90	106.76	178.03	1.14	15.25	16.94	1.91	573.14
Adjustment	(0.94)	(0.01)	-	(0.17)	(0.05)	(0.01)	(0.05)	-	(0.25)	(0.56)	-	(2.04)
As at March 31, 2022	1,782.36	20.46	168.11	943.59	221.24	1,147.84	1,869.11	12.62	91.94	230.62	11.69	6,499.58
Net block												
As at March 31, 2021	2,986.14	4.29	245.76	197.86	27.23	1,268.65	815.99	1.95	37.93	119.49	9.67	5,714.96
As at March 31, 2022	2,951.84	0.31	241.30	446.86	29.82	1,503.37	782.77	7.16	41.83	129.02	8.22	6,142.50

a. Includes reduction of cost due to reduction of liability of vendors on final settlement amounting to Rs. 8.78 crore (March 31, 2021: Nil) pertaining to construction of various capital assets.

b. Buildings include space given on operating lease:

Gross block Rs. 222.27 crore (March 31, 2021: Rs. 190.87 crore),

Depreciation charge for the year Rs. 1.38 crore (March 31, 2021: Rs. 6.35 crore),

Accumulated depreciation Rs. 75.04 crore (March 31, 2021: Rs. 67.66 crore),

Net book value Rs. 147.23 crore (March 31, 2021: Rs. 123.21 crore)

c. Refer note 35(III)(i) for disclosure of contractual commitments for the acquisition of property, plant and equipment.

d. As per the Development right given under OMDA (Operation, management and development agreement) entered with Airports Authority of India, the Company has constructed all immovable properties included under the head Property, plant and equipment and accordingly, considering the said development right, title deed of all immovable properties included under the head Property, plant and equipment are held in the name of Company.

e. The Company has not carried out any revaluation of Property, plant and equipment during current and previous year.



Delhi International Airport Limited

CIN. U63033DL2006PLC146936

Notes to the standalone financial statements for the year ended March 31, 2022

(All amounts in Rupees Crore, except otherwise stated)

5 Intangible assets

	Airport concessionaire rights	Computer software	Total
Gross block (at cost)			
As at April 1, 2020	490.52	45.77	536.29
Additions	-	1.13	1.13
As at March 31, 2021	490.52	46.90	537.42
Additions	-	0.52	0.52
As at March 31, 2022	490.52	47.42	537.94
Accumulated amortisation			
As at April 1, 2020	113.36	41.58	154.94
Charge for the year	8.21	1.23	9.44
As at March 31, 2021	121.57	42.81	164.38
Charge for the year	8.21	1.16	9.37
As at March 31, 2022	129.78	43.97	173.75
Net Block			
As at March 31, 2021	368.95	4.09	373.04
At March 31, 2022	360.74	3.45	364.19

(This space has been intentionally left blank)



6.1 Investment in subsidiary, associates and joint ventures

Investments carried at cost

Unquoted equity shares fully paid up

Investment in subsidiary

Delhi Aerotropolis Private Limited*

100,000 shares of Rs. 10 each (March 31, 2021 : 100,000 shares of Rs. 10 each)

Investment in associates

Celebi Delhi Cargo Terminal Management India Private Limited

29,120,000 shares of Rs. 10 each (March 31, 2021 : 29,120,000 shares of Rs. 10

Delhi Airport Parking Services Private Limited

40,638,560 shares of Rs. 10 each (March 31, 2021 : 40,638,560 shares of Rs. 10 each)

Travel Food services (Delhi Terminal 3) Private Limited

5,600,000 shares of Rs. 10 each (March 31, 2021 : 5,600,000 shares of Rs. 10 each)

TIM Delhi Airport Advertising Private Limited

9,222,505 shares of Rs. 10 each (March 31, 2021 : 9,222,505 shares of Rs. 10 each)

DIGI Yatra Foundation

222 shares of Rs. 10 each (March 31, 2021 : 222 shares of Rs. 10 each)

Investment in joint ventures

Delhi Aviation Services Private Limited

12,500,000 shares of Rs. 10 each (March 31, 2021 : 12,500,000 shares of Rs. 10

Delhi Aviation Fuel Facility Private Limited

42,640,000 shares of Rs. 10 each (March 31, 2021 : 42,640,000 shares of Rs. 10

GMR Bajoli Holi Hydropower Private Limited

108,333,334 shares of Rs. 10 each (March 31, 2021 : 108,333,334 share of Rs. 10

Delhi Duty Free Services Private Limited

39,920,000 shares of Rs. 10 each (March 31, 2021 : 39,920,000 shares of Rs. 10

Less:- provision for diminution in valuation of investments:-

GMR Bajoli Holi Hydropower private limited [Refer Note 35 (B)(i)(b)]

Aggregate book value of unquoted non-current investment

6.2 Other Non Current Investments

Carried at fair value through profit and loss

East Delhi Waste Processing Company Private Limited

7,839 shares of Rs. 10 each (March 31, 2021 : 7,839 shares of Rs. 10 each)

* The Company has approved to strike off its Subsidiary Company in its board meeting dated February 11, 2020. Pursuant to this, the Board of Directors of Delhi Aerotropolis Private Limited, in its meeting held on June 05, 2020 have approved the filing of application with the Registrar of Companies (ROC) for strike off. The application has been filed with the ROC on August 11, 2020 is been approved as per dissolution dated December 09, 2021.

(This space has been intentionally left blank)



6.3 Current Investments

Investments carried at fair value through profit or loss

Investment in mutual fund

Unquoted investments

Invesco Mutual Fund
[2,09,347.97 units (March 31, 2021 : NIL) of Rs. 1000 each]
L&T Overnight Fund-Growth
[2,28,703.58 units (March 31, 2021 : 8,03,024.16 Units) of Rs. 1000 each]
ICICI Prudential Overnight Fund-Growth
[51,61,423.23 units (March 31, 2021 : 38,79,454.78) of Rs. 100 each]
SBI Overnight Fund-Growth
[1,21,256.677 units (March 31, 2021 : 2,65,129.15) of Rs. 1000 each]
Aditya Birla Overnight Fund-Growth
[1,17,615.36 units (March 31, 2021 : 12,61,799.83) of Rs. 1000 each]
UTI Overnight Fund-Growth
[88,246.21 units (March 31, 2021 : 2,60,128.63) of Rs. 1000 each]
Axis Overnight Fund- Growth
[3,88,586.24 units (March 31, 2021 : 11,04,803.07) of Rs. 1000 each]
Tata Overnight Fund- Growth
[3,53,726.57 units (March 31, 2021 : 4,88,140.73) of Rs. 1000 each]
Kotak Overnight fund
[3,53,728.63 units (March 31, 2021 : 6,57,652.84) of Rs. 1000 each]
NIPPON Overnight Fund-Direct-Growth
[29,53,899.98 units (March 31, 2021 : 22,51,862.11) of Rs. 100 each]

Investments carried at amortised cost

Investment in Commercial Papers

ECL Finance Limited
[2,300 (March 31, 2021 : NIL) of 5,00,000 each]
Piramal Enterprises Limited
[NIL (March 31, 2021 : 5,000) of 5,00,000 each]
Time Technoplast Limited
[1,400 (March 31, 2021 : NIL) of 5,00,000 each]
Edelweiss Asset Reconstruction Limited
[5,300 (March 31, 2021 : 4,800) of 5,00,000 each]

	Current	
	March 31, 2022	March 31, 2021
	22.49	-
	37.93	128.92
	59.15	43.05
	41.97	88.86
	13.52	140.43
	25.68	73.30
	43.67	120.19
	39.67	53.01
	40.11	72.20
	33.71	24.88
	106.62	-
	-	240.61
	65.46	-
	245.67	225.12
	775.65	1,210.57
	775.65	1,210.57

Aggregate book value of unquoted investment

(This space has been intentionally left blank)



7. Other financial assets

	Non-current		Current	
	March 31, 2022	March 31, 2021	March 31, 2022	March 31, 2021
Derivative Instrument carried at fair value through OCI #				
Cash flow hedge- Call spread option	723.01	633.79	-	238.62
Unsecured, considered good				
Carried at amortised cost				
Security deposits	411.12	407.99	3.23	3.78
Unsecured, considered good				
Loan receivables which have significant increases to credit risk				
Advances to others	-	2.82	-	-
Less :- Allowances for bad and doubtful debts	-	(2.82)	-	-
	411.12	407.99	3.23	3.78
Interest accrued on fixed deposits and others	-	-	21.07	11.26
Non-trade receivable [refer note 42(b)]	-	127.64	38.20	57.49
[net of provision of doubtful debts Rs. 0.76 crores (March 31, 2021 Rs. 0.81 crores)]	-	-	-	-
Unbilled receivables	-	12.01	174.55	486.91
Other recoverable from related parties [refer note 36(b)]	-	-	1.37	42.03
Unsecured, considered good	-	-	489.42	446.21
Doubtful	-	-	490.79	488.24
	-	-	(489.42)	(446.21)
Less: provision for doubtful advances	-	-	1.37	42.03
	0.30	0.28	-	-
Margin money deposit* (refer note 12)	1,134.43	1,181.71	238.42	840.09
Total other financial assets				

#Financial assets at fair value reflect the change in fair value of call spread options and coupon only hedge, designated as cash flow hedges to hedge the future cash outflow in USD on settlement of foreign exchange borrowings of USD 1022.60 million (Rs. 7750.54 Crore) [March 31, 2021: USD 1,311.35 million (Rs. 9,587.28 Crore)] on senior secured foreign currency notes and coupon payment in USD on borrowing of USD 150 Million (March 31, 2021:- 438.75 million).

* Rs 0.30 Crore (March 31, 2021: Rs 0.28 Crore) against License fee to South Delhi Municipal Corporation.

8. Other assets

	Non-current		Current	
	March 31, 2022	March 31, 2021	March 31, 2022	March 31, 2021
Capital advances	612.27	853.11	-	-
	612.27	853.11	-	-
Advances other than capital advance				
Advance to suppliers	-	-	119.17	73.06
	-	-	119.17	73.06
Others				
Prepaid expenses	14.73	15.53	11.09	11.46
Deposit with government authorities including paid under protest [refer note 35 (i) (a)]	-	-	10.12	9.64
Other borrowing cost to the extent not amortised	6.74	8.22	1.48	3.73
Lease equalisation assets [refer note 3(j)]	1,472.19	1,148.08	-	-
Good & service tax refund receivable	-	-	0.88	0.08
Balance with statutory / government authorities [refer note 42(j)]	754.78	477.62	78.29	8.86
	2,248.44	1,649.47	101.86	33.77
Total other assets (A+B+C)	2,860.71	2,502.58	220.23	106.83

(This space has been intentionally left blank)



9. Income tax

	March 31, 2022	March 31, 2021
Current income tax:	10.46	-
Deferred tax:		
Deferred tax reclassified from Cash flow hedge reserve on account of hedge settlement	(0.37)	-
Relating to origination and reversal of temporary differences	-	(165.73)
Income tax expense reported in the statement of profit or loss	10.09	(165.73)

OCI Section

Deferred tax related to items recognised in OCI during the year:

	March 31, 2022	March 31, 2021
Re-measurement gains (losses) on defined benefit plans	-	(0.32)
Cash flow Hedge Reserve	-	(69.54)
Income tax charged to OCI	-	(69.86)

Reconciliation of tax expense and the accounting profit multiplied by India's domestic tax rate for March 31, 2022 and March 31, 2021:

	March 31, 2022	March 31, 2021
Accounting profit before tax	27.77	(483.14)
Tax at the applicable tax rate of 34.94% (March 31, 2021: 34.94%)	9.70	(168.81)
Adjustments on which deferred tax is not created	(12.02)	(11.39)
Impact on expenses disallowed as per Income tax act, 1961	1.56	2.10
Other adjustments	10.83	12.37
Total tax expense	10.09	(165.73)
Total tax expense reported in the statement of profit and loss	10.09	(165.73)

Deferred tax:

	Balance sheet		Statement of profit or loss	
	March 31, 2022	March 31, 2021	March 31, 2022	March 31, 2021
Deferred tax liability				
Accelerated depreciation for tax purposes	(783.39)	(851.59)	68.20	32.71
On account of upfront fees being amortized using EIR method	(39.69)	(50.24)	10.55	(19.95)
Fair value of investment in mutual fund	(0.34)	(1.31)	0.97	(0.79)
Right To use asset	(4.28)	(6.30)	2.02	(1.21)
Rent Equalization reserve	(514.44)	(401.18)	(113.26)	(256.91)
Cash flow hedge reserve (see note 1 below)	(17.26)	(92.36)	75.10	13.25
	(1,359.40)	(1,402.98)	43.58	(232.90)

Deferred tax asset

	March 31, 2022	March 31, 2021	March 31, 2022	March 31, 2021
Unabsorbed depreciation and business loss	1,050.57	782.26	268.31	(7.88)
Others Disallowances (see note 2 below)	15.83	169.89	(154.06)	156.31
Unrealised forex loss on borrowings	-	78.40	(78.40)	(25.78)
Intangibles (Airport Concession rights)	51.01	54.94	(3.93)	(3.92)
Advance from customer	-	-	-	(0.62)
Lease liability	3.67	6.29	(2.62)	1.37
Interest income credited in capital work in progress	93.10	69.73	23.37	69.46
Non trade receivable deferment	-	10.13	(10.13)	1.31
Unpaid liability of AAI revenue share	201.48	184.50	16.98	118.15
Other borrowing cost to the extent not amortised	36.71	46.84	(10.13)	20.37
Provision for diminution in value of non-current investment	11.66	-	11.66	-
	1,464.03	1,402.98	61.05	328.77

Net deferred tax assets*

* The company has significant unabsorbed depreciation and business loss as per income tax laws, in view of absence of virtual certainty of realisation of unabsorbed depreciation and business loss in the foreseeable future.

1. Includes Rs. Nil deferred tax liability (March 31, 2021 : deferred tax liability for Rs. 69.54 crore) on cash flow hedge reserve charged / (credited) to OCI
2. Includes Rs. Nil crore deferred tax liability (March 31, 2021 : deferred tax liability for Rs. 0.32 crore) on remeasurement gain on defined benefit plans charged to OCI

Reconciliations of net deferred tax liabilities

	March 31, 2022	March 31, 2021
Opening balance as at beginning of the year	-	95.87
Deferred tax reclassified to Statement of Profit and Loss on account of hedge settle-	(A)	(0.37)
Deferred tax reclassified from Cash flow hedge reserve on account of hedge settle-	(B)	0.37
Tax income during the period recognised in statement of profit or loss	(C)	(165.73)
Tax expenses during the period recognised in OCI	(D)	69.86
Movement during the year	(A+B+C+D)	(95.87)
Closing balance	-	-

The Company offsets tax assets and liabilities if and only if it has a legally enforceable right to set off current tax assets and current tax liabilities and the deferred tax assets and deferred tax liabilities relate to income taxes levied by the same tax authority.

(This space has been intentionally left blank)



10. Inventories

(valued at lower of cost or net realizable value)
Stores and spares

March 31, 2022	March 31, 2021
7.23	6.27
7.23	6.27

11. Trade receivables

Trade receivables

Related parties (refer note 36(b))
Others

Current	
March 31, 2022	March 31, 2021
24.35	20.64
134.63	74.20
158.98	94.84

Break up for security details:

Trade receivables

Secured, considered good**
Unsecured, considered good (refer note 42(b))
Trade Receivables which have significant increase in credit Risk

93.08	41.50
65.90	53.34
2.04	3.15
161.02	97.99

Impairment Allowance (allowance for credit loss)

Less: Unsecured, considered good

(2.04)	(3.15)
158.98	94.84

** Trade receivable to the extent covered by security deposits or bank guarantees are considered as Secured trade receivables.

Trade receivables includes:-

Current	
March 31, 2022	March 31, 2021

Dues from entities in which the Company's non-executive director is a director

Airports Authority of India
GMR Power and urban infra limited
GMR Warora Energy Limited
GMR Infrastructure Limited
GMR Aviation Private Limited
GMR Bajaj Heli Hydropower Private Limited
GMR Airports Limited
GMR Kaulalanga Energy Limited
TIM Delhi Airport Advertising Private Limited
GMR Air Cargo and Aerospace Engineering Limited
GMR Airport Developers Limited
GMR Hyderabad International Airport Limited

-	0.00
2.44	-
4.32	5.31
0.03	0.32
-	0.01
-	2.30
1.13	0.75
1.77	0.00
-	0.23
0.06	0.01
-	0.01
0.25	0.13

Refer note 32(a)(ii) for ageing of Trade receivables.

12. Cash and Cash Equivalents

Balances with Banks

-On current accounts/
-Deposits with original maturity of less than three months
Cheques / drafts on hand
Cash on hand

Non-current		Current	
March 31, 2022	March 31, 2021	March 31, 2022	March 31, 2021
-	-	16.43	387.67
-	-	1,265.87	2,946.26
-	-	0.58	0.19
-	-	0.05	0.08
(A)	-	1,282.93	3,334.20

Other bank balances

- Margin money deposit

Amount disclosed under other non-current financial assets (refer note 7)

0.30	0.28	-	-
(0.30)	(0.28)	-	-
(B)	-	1,282.93	3,334.20

Total (A+B)

Cash and cash equivalents includes balance on current account with banks for Rs. 0.30 crore (March 31, 2021: Rs 1.77 crore) in respect of Marketing Fund

At March 31, 2022, the Company has available Rs. 432.50 crore (March 31, 2021: Rs. 87.35 crore) of undrawn borrowing facilities for future operating activities.



13. Bank balances other than cash and cash equivalents

Balances with banks:

- Deposits with original maturity of more than three months but less than 12 months#

Current	
March 31, 2022	March 31, 2021
216.63	449.80
216.63	449.80

Deposits with bank includes Rs. 45.63 crore (March 31, 2021: Rs. 55.10 crore) in respect of Marketing Fund.

Break up of financial assets carried at amortised cost and at fair value through profit and loss and at fair value through OCI

Financial assets carried at amortised cost

Investment in commercial papers (refer note 6.3)

Trade Receivables (refer note 11)

Cash and cash equivalents (refer note 12)

Bank balance other than cash and cash equivalents (refer note 13)

Other financial assets (refer note 7)

(A)

Non current		Current	
March 31, 2022	March 31, 2021	March 31, 2022	March 31, 2021
-	-	417.75	465.73
-	-	158.98	94.84
-	-	1,281.93	2,334.20
-	-	216.63	449.80
411.42	547.92	238.42	601.47
411.42	547.92	2,314.71	4,946.04

Financial assets carried at Fair value through OCI

Cash flow hedge- Call spread option (refer note 7)

(B)

723.01	633.79	-	238.62
723.01	633.79	-	238.62

Financial assets carried at Fair value through profit or loss

Investment in mutual funds (refer note 6.3)

Investments in Equity Shares (refer note 6.2)

(C)

-	-	357.90	744.84
0.01	0.01	-	-
0.01	0.01	357.90	744.84
1,134.44	1,181.72	2,672.61	5,929.50

Total financial assets (A+B+C)

(This space has been intentionally left blank)



14. Equity Share Capital

Authorised shares (No. in Crores)

300 (March 31, 2021: 300) equity shares of Rs. 10 each

March 31, 2022	March 31, 2021
3,000	3,000
3,000	3,000

Issued, subscribed and fully paid-up shares (No. in Crores)

245 (March 31, 2021: 245) equity shares of Rs. 10 each fully paid up

2,450	2,450
2,450	2,450

a. Reconciliation of Shares Outstanding at the beginning and end of the reporting year
Equity Shares

	March 31, 2022		March 31, 2021	
	No. in crore	(Rs. In Crores)	No. in crore	(Rs. In Crores)
At the beginning of the year	245	2,450	245	2,450
Issued during the year	-	-	-	-
Outstanding at the end of the year	245	2,450	245	2,450

b. Terms/Rights Attached to equity Shares

The Company has only one class of equity shares having a par value of Rs. 10/- per share. Each holder of equity share is entitled to one vote per share. The dividend proposed by the Board of Directors is subject to the approval of the shareholders in the ensuing Annual General Meeting.

In the event of liquidation of the Company the holders of equity shares would be entitled to receive remaining assets of the Company, after distribution of all preferential amounts. The distribution will be in proportion to the number of equity shares held by the shareholders. Further the shareholders have entered into share holders agreement whereby special rights have been assigned to the Airports Authority of India (AAI) in respect of appointment of the nominee director in the Board of Directors, approval of reserved Shareholders and Board matters by affirmative vote of the AAI. Further in case if any shareholder intends to the transfer its shares subject to restriction of lock in period in Operation, Management and Development Agreement between shareholders, other shareholders will have first right of refusal in accordance with the terms of the shareholders agreement.

c. Shares held by holding/ intermediate holding company and its subsidiary

Out of equity shares issued by the Company, shares held by its holding company, intermediate holding company and its subsidiary are as below:

Name of Shareholder	March 31, 2022	March 31, 2021
GMR Infrastructure Limited, the intermediate Holding Company 100 (March 31, 2021: 100) equity share of Rs. 10 each fully paid up	0.00	0.00
GMR Energy Limited, Subsidiary of the GMR Enterprises Private Limited (ultimate Holding Company) 100 (March 31, 2021: 100) equity share of Rs. 10 each fully paid up	0.00	0.00
GMR Airports Limited along with Mr. Sriharas Bannidani 1 (March 31, 2021: 1) equity share of Rs 10 each fully paid up	0.00	0.00
GMR Airports Limited along with Mr. Grandhi Kiran Kumar 1 (March 31, 2021: 1) equity share of Rs 10 each fully paid up	0.00	0.00
GMR Airports Limited, the holding company 156.80 crore (March 31, 2021: 156.80 crore) equity share of Rs. 10 each fully paid up	1,568	1,568

d. Details of Shareholders holding more than 5% of equity shares in the Company

	March 31, 2022		March 31, 2021	
	Numbers	% holding in Class	Numbers	% Holding in Class
Equity shares of Rs. 10 each fully paid				
Airports Authority of India	63,70,00,000	26%	63,70,00,000	26%
GMR Airports Limited	1,56,79,99,798	64%	1,56,79,99,798	64%
Fraport AG Frankfurt Airport Services Worldwide	24,50,00,000	10%	24,50,00,000	10%
	2,44,99,99,798	100%	2,44,99,99,798	100%

As per records of the Company including its register of share holders/members and other declarations received from share holders regarding beneficial interest, the above share holding represents legal and beneficial ownership of shares as at the balance sheet date.

The Company has not issued any bonus shares nor has there been any buy-back of shares in current reporting year and in last 5 years immediately preceding the current reporting year.

Refer note 32 (c) for Promoter's shareholding.

15. Other Equity

Retained earnings

Balance as per last financial statements

Net profit/ (loss) for the year

Re-measurement gain/ (loss) on defined benefit plans

Closing balance

March 31, 2022	March 31, 2021
(22.47)	294.35
17.68	(317.41)
(0.12)	0.59
(4.91)	(22.47)

Other items of Comprehensive Income

Cash flow hedge reserve

Balance as per last financial statements

Reclassified to Statement of Profit and Loss on account of hedge settlement

Less:- Deferred tax reclassified to Statement of Profit and Loss on account of hedge settlement

Net Movement during the year

127.29	(1.89)
(1.05)	-
(0.37)	-
(198.85)	129.18
(72.98)	127.29
(72.98)	104.82



(This space has been intentionally left blank)



16. Borrowings

Bonds

- 6.125% (2022) senior secured foreign currency notes (Note-1)
- 6.125% (2026) senior secured foreign currency notes (Note-2)
- 6.45% (2029) senior secured foreign currency notes (Note-3)
- 10.964% (2025) Non-Convertible Debentures (NCD)

Amount disclosed under the head "Current borrowings" (Note 20)
Net amount

Non-Current	
March 31, 2022	March 31, 2021
-	2,102.17
3,944.39	3,801.96
3,819.87	3,688.81
3,196.50	3,183.63
10,964.76	12,776.57
-	(2,102.17)
10,964.76	10,674.40

- a. 6.125% Senior Secured Foreign Currency Notes (Note-1) of USD NIL million (March 31, 2021: USD 287.54 million), principal outstanding of USD NIL million (March 31, 2021: USD 288.75 million) from International capital market carrying a fixed interest rate of 6.125% p.a. plus applicable withholding tax. The bonds were secured by first rank pari-passu charge on all the future revenues, receivables, Trust and Retention account, any other reserve, other bank accounts and insurance proceeds of the Company and all the rights, titles, interests, permits in respect of the project documents as detailed in the lenders agreements, to the extent permissible under OMDA. During the year, in April 2021 and January-22, DIAL has paid (USD) 105.42 million (Rs. 770.74 crore) as per tender acceptance and USD 183.33 (Rs. 1369.87 Crore) respectively to existing USD 288.75 million bondholders out of proceeds of NCD.
- b. 6.125% Senior Secured Foreign Currency Notes (Note-2) of USD 520.42 million (March 31, 2021: USD 520.03 million), principal outstanding of USD 522.60 million (March 31, 2021: USD 522.60 million) from International capital market carrying a fixed interest rate of 6.125% p.a. plus applicable withholding tax. The Note-2 are due for repayment in October 2026. The loan is secured by first rank pari-passu charge on all the future revenues, receivables, Trust and Retention account, any other reserve, other bank accounts and insurance proceeds of the Company and all the rights, titles, interests, permits in respect of the project documents as detailed in the lenders agreements, to the extent permissible under OMDA.
- c. 6.45% Senior Secured Foreign Currency Notes (Note-3) of USD 503.98 million (March 31, 2021: 504.56), principal outstanding of USD 500 million (March 31, 2021: USD 500 million) from International capital market carrying a fixed interest rate of 6.45% p.a. plus applicable withholding tax. The Note-3 are due for repayment in June 2029. The loan is secured by first rank pari-passu charge on all the future revenues, receivables, Trust and Retention account, any other reserve, other bank accounts and insurance proceeds of the Company and all the rights, titles, interests, permits in respect of the project documents as detailed in the lenders agreements, to the extent permissible under OMDA.
- d. (i) During the previous year, the Company has issued Non-Convertible Debentures (NCDs) of Rs. 3257.10 crore on March 30, 2021. NCDs were issued on an upfront discount of 1.35%. Proceeds from NCDs shall be utilized to repay the entire 2022 notes and for financing of Phase 3A expansion project.
- (ii) 10.964% Non-Convertible Debentures of Rs. 3,196.50 crore (March 31, 2021: 3,183.63), principal outstanding of Rs. 3257.10 crore (March 31, 2021: 3257.10) issued to Clifford (limited to Foreign Portfolio Investor registered with SEBI) carrying a fixed interest rate of 10.964% p.a. payable semi-annually (plus applicable withholding tax). The NCD are due for repayment in October 2025. NCDs are secured by first rank pari-passu charge on all the future revenues, receivables, Trust and Retention account, any other reserve, other bank accounts and insurance proceeds of the Company and all the rights, titles, interests, permits in respect of the project documents as detailed in the lenders agreements, to the extent permissible under OMDA.
- e. With respect to Note-2, Note-3 and NCD above, the Company has to follow Fixed Charge Coverage Ratio as provided under the indentures for any additional indebtedness and other limitations. The Company has complied with the financial covenants prescribed in the financing documents and the Indenture.
- f. The above mentioned borrowings have been utilised as per the purpose they have been taken.

17. Other Financial Liabilities

Other financial liabilities at amortised cost

- Security Deposits from trade successors/other
- Security Deposits from commercial property developers
- Earnest money deposits
- Capital Creditors #
- Retention money
- Amount due payable to AAI [refer note 56(b)]
- Interest received but not due on borrowings
- Employee benefit expenses payable

Total other financial liabilities at amortised cost

Total other financial liabilities

Non-Current		Current	
March 31, 2022	March 31, 2021	March 31, 2022	March 31, 2021
485.12	382.87	249.14	244.41
182.44	15.99	-	-
-	-	1.05	1.66
-	-	725.81	64.17
4.51	6.46	116.62	45.39
576.58	528.00	-	-
-	-	337.63	201.41
-	-	4.51	23.85
1,168.65	933.32	1,434.76	580.92
1,168.65	933.32	1,434.76	580.92

Include bill payable of Rs 54 (March 31, 2021: Rs 5.92 crore) towards goods and services, which are initially paid by banks where there is no recourse on the company.

18. Deferred Revenue

- Deferred income on financial liabilities carried at amortised cost (refer note a below)
- Unearned revenue (refer note b below)

Non-Current		Current	
March 31, 2022	March 31, 2021	March 31, 2022	March 31, 2021
2,306.31	1,750.83	188.93	90.80
4.18	6.09	91.11	2.45
2,310.41	1,757.92	192.04	93.25

(a) Deferred income on financial liabilities carried at amortised cost

- At April 1
- Deferred during the year
- Released to the statement of profit and loss

March 31, 2022	March 31, 2021
1,841.63	1,942.33
10.13	2.13
458.48	(102.83)
2,307.24	1,841.63

(b) Unearned revenue

- At April 1
- Deferred during the year
- Released to the statement of profit and loss

March 31, 2022	March 31, 2021
9.14	12.82
999.56	328.76
(823.45)	(332.36)
95.21	9.14

Note:

- a. Interest free security deposit received from concessionaire and commercial property developers (that are refundable in cash on completion of its term) are carried at amortised cost. Difference between the amortised value and transaction value of the security deposits received has been recognised as deferred revenue.
- b. Unearned revenue as at March 31, 2022 represents "contract liabilities" due to adoption of modified retrospective approach of transition in accordance with Ind AS 115.

(This space has been intentionally left blank)



19. Other Liabilities

Advances from commercial property developers
Advance from customer
Marketing fund liability
Tax deducted at source/Tax Collected at source payable
Goods & Service tax payable
Other statutory dues
Other liabilities

Non Current		Current	
March 31, 2022	March 31, 2021	March 31, 2022	March 31, 2021
177.73	46.15	33.73	19.27
0.16	1.55	31.99	25.28
-	-	40.63	51.72
-	-	50.74	48.83
-	-	2.18	39.16
-	-	2.22	2.27
-	-	28.79	27.27
177.89	47.70	192.28	213.80

Notes:

1. Advances from commercial property developers and Advance from customer as at March 31, 2022 represents 'contract liabilities' due to adoption of modified retrospective approach of transition in accordance with Ind AS 115.

2. Applying the practical expedient as given in Ind AS 115, the Company has not disclosed the remaining performance obligation related disclosures for contracts where the revenue recognized corresponds directly with the value to the customer of the entity's performance completed to date, essentially those contracts where invoicing is on time and material basis.

3. Contract liabilities include transaction price, other than those meeting the exclusion criteria mentioned above, related to performance obligation to be satisfied within one year for Rs. 65.72 crores (March 31, 2021: Rs 44.55 crores) and after one year for Rs. 177.89 crores (March 31, 2021: Rs 47.70 crores).

20. Current Borrowings

Short Term Loans:
from banks (secured)*
Current maturities of long term borrowings (refer note 16)

March 31, 2022	March 31, 2021
22.00	264.75
-	2,102.17
22.00	2,366.92

* The Company has availed Working capital facility from ICICI bank, which is payable between 120 to 180 days from the date of disbursement, in single installment and carried at interest rate of 7.5% per annum (March 31, 2021: Rs 264.75 crores). The current working capital facility is valid till February 20, 2023. The working capital facility is secured with:

(i) A first ranking pari passu charge/ assignment of all insurance policies, contractors' guarantees and liquidated damages to the maximum extent permissible under the OMDA and the Escrow Account Agreement;

(ii) A first ranking pari passu charge/assignment of all the rights, titles, permits, approvals and interests of the Borrower in, to and in respect of the Project Documents, in accordance with and to the maximum extent permitted under the OMDA and the Escrow Account Agreement;

(iii) A first ranking pari passu charge on all the revenues / receivables of the Borrower (excluding dues to the Authority) subject to the provisions of the Escrow Account Agreement and the OMDA.

21. Trade payables

Total outstanding dues of micro enterprises and small enterprises
Total outstanding dues of creditors other than micro enterprises and small enterprises
- Related parties (refer note 36(b))
- Others*

March 31, 2022	March 31, 2021
37.43	17.77
34.74	78.83
234.47	268.70
266.64	365.30

* Includes bills payable of Rs. 8.36 crore (March 31, 2021: Rs 21.85 crore) towards goods and services, which are initially paid by banks where there is no recourse on the Company.

Disclosure as per Section 22 of "The Micro, Small and Medium Enterprises Development Act, 2006".

The principal amount and the interest due thereon remaining unpaid to any supplier:
- Principal amount
- Interest thereon

March 31, 2022	March 31, 2021
37.43	17.77
-	-

The amount of interest paid by the buyer in terms of section 16, along with the amounts of the payment made to the supplier beyond the appointed day.

The amount of interest due and payable for the period of delay in making payment (which have been paid but beyond the appointed day during the year) but without adding the interest specified under this Act

The amount of interest accrued and remaining unpaid

The amount of further interest remaining due and payable even in the succeeding years, until such date when the interest due above are actually paid to the small investor

Terms and conditions of the above financial liabilities:

Trade payables are non-interest bearing and are normally settled on 30-60 day terms.
Related parties payable are payable on demand once they get due.

For explanations on the Company's credit risk management processes, refer to Note 40
Refer note 32(a)(iii) for ageing of Trade payables

22. Provisions

Provision for employee benefits
Provision for leave benefits (refer note 34(a))
Provision for Gratuity (refer note 34(c))
Provision for superannuation

Others

Non Current		Current	
March 31, 2022	March 31, 2021	March 31, 2022	March 31, 2021
-	-	31.93	29.52
6.59	3.33	8.34	0.32
-	-	119.73	119.73
6.59	3.33	152.99	149.57

Break up of financial liabilities

Financial liability carried at amortised cost
Borrowings (refer note 16)
Current Borrowings (refer note 20)
Trade Payables (refer note 21)
Loan liabilities (refer note 42(x))
Other financial liabilities (refer note 17)

Non Current		Current	
March 31, 2022	March 31, 2021	March 31, 2022	March 31, 2021
10,968.76	10,674.40	-	-
-	-	22.00	2,366.92
-	-	366.64	365.30
10.51	14.40	3.89	3.61
1,168.65	933.32	1,424.76	580.92
12,139.92	11,622.12	1,767.29	3,316.75



(This space has been intentionally left blank)



23. Revenue From Operations

Revenue from contract with customers

Aeronautical (A)

Non - Aeronautical

Duty free

Retail

Advertisement

Food & Beverages

Cargo

Ground Handling

Parking

Land & Space — Rentals

Others

Total Non -Aeronautical (B)

Other operating revenue

Revenue from commercial property development (C)

TOTAL (A+B+C)

24. Other income

Interest income on financial asset carried at amortised cost

Bank deposits and others

Security deposits given

Dividend Income on non-current investments carried at cost

Other non-operating income

Gain on sale of financial asset carried at Fair value through profit and loss

Current investments-Mutual fund

Fair value gain on financial instruments at fair value through profit and loss*

Profit on sale of property, plant & equipment

Miscellaneous income

* Fair value gain on financial instrument at fair value through profit & loss relates to current investment in mutual funds

25. Employee Benefits Expense

Salaries, wages and bonus

Contribution to provident and other funds

Gratuity expenses [refer note 34(c)]

Staff welfare expenses

26. Depreciation and amortization expense

Depreciation on property, plant and equipment (refer note 4)

Amortization of intangible assets (refer note 5)

Depreciation on Right to use the Asset [refer note 42(k)]

27. Finance Costs

Interest on borrowings

Call spread option premium

Interest expenses on financial liability carried at amortised cost

Other interest

Other borrowing costs

-Bank charges

-Other cost

Redemption premium on borrowings

March 31, 2022	March 31, 2021
627.40	399.99
211.75	89.43
92.67	44.33
95.28	50.53
110.13	47.52
331.43	299.48
94.62	66.45
34.77	19.59
497.03	515.90
190.30	144.97
1,657.96	1,278.20
628.69	745.28
2,914.07	2,423.47

March 31, 2022	March 31, 2021
63.58	53.39
1.01	0.20
50.00	27.38
23.03	12.06
0.98	3.72
-	0.16
4.67	1.69
143.27	98.60

March 31, 2022	March 31, 2021
203.43	191.67
13.58	12.93
2.90	2.88
8.54	5.85
228.45	213.33

March 31, 2022	March 31, 2021
573.14	555.68
9.37	9.44
5.78	3.73
588.29	568.85

March 31, 2022	March 31, 2021
557.48	404.11
181.99	201.26
73.35	71.13
41.72	2.43
1.71	1.46
4.29	0.29
1.84	15.41
862.48	696.09

(This space has been intentionally left blank)



Delhi International Airport Limited
CIN: U63033DL2006PLC146936
Notes to the standalone financial statements as at March 31, 2022
(All amounts in Rupees Crore, except otherwise stated)

28. Other expenses

	March 31, 2022	March 31, 2021
Utility expenses	44.42	29.60
Repairs and maintenance	107.23	102.70
Plant and machinery	30.57	17.77
Buildings	39.95	97.92
IT Systems	21.02	20.77
Others	139.55	124.72
Manpower hire charges	50.14	108.21
Airport Operator fees	23.42	19.18
Security related expenses	19.83	17.70
Insurance	27.99	16.72
Consumables	67.96	62.28
Professional and consultancy expenses	43.21	446.21
Provision against advance to AAI paid under protest (refer note 35(i)(b) & (i))	35.93	27.29
Travelling and conveyance	14.41	11.43
Rates and taxes	2.59	1.24
Rent (including lease rentals)	10.80	4.55
Advertising and sales promotion	3.75	2.79
Communication costs	1.60	1.04
Printing and stationery	0.20	0.26
Directors' sitting fees	0.73	0.72
Payment to auditors (refer note A below)	0.29	-
Provision for doubtful debts / bad debts written off	0.10	-
Non current investments Written Off	1.85	1.39
Exchange difference (net)	66.32	49.95
Corporate cost allocation	5.63	1.12
Collection charges (net)	0.81	0.97
Donations	3.67	5.05
CSR expenditure (refer note B below)	1.60	-
Loss on discard of Capital work in progress and Property, plant & equipment	9.11	14.30
Expenses of commercial property development	4.54	2.94
Miscellaneous expenses	779.22	1,188.82

A. Payment to Auditors (Included in other expenses above)
(Excluding Goods and service tax)

	March 31, 2022	March 31, 2021
As Auditor	0.60	0.60
Audit fee	0.06	0.06
Tax audit fee	-	0.01
Other services	0.07	0.05
- Other services (including certification fees)*#	-	-
- Reimbursement of expenses	0.73	0.72

* During previous year, excludes audit fees capitalised for Rs. 0.32 crore on 10.964% (2025) Non Convertible Debentures issued.

During previous year, excludes audit fees of Rs 0.56 crore adjusted in upfront fees with borrowing cost and amortised over the life of 10.964% (2025) Non Convertible Debentures issued.

B. Details of CSR expenditure:

	March 31, 2022	March 31, 2021
a) Gross amount required to be spent by the Company during the year	-	-
(b) Amount spent during the year ended on March 31, 2022:	In cash	Yet to be paid in cash
i) Construction/acquisition of any asset	3.67	-
ii) On purposes other than (i) above*	-	3.67
(c) Amount spent during the year ended on March 31, 2021:	In cash	Yet to be paid in cash
i) Construction/acquisition of any asset	4.92	0.15
ii) On purposes other than (i) above*	-	5.05

* Includes Rs 1.77 crores (March 31, 2021 : Rs 1.59 crores) contribution to CMR Varalakshmi Foundation [Refer Note 36(a) & 36 (c)]

29. Exceptional items

	March 31, 2022	March 31, 2021
Reversal of Lease revenue (net of MAF) (Refer Note 42(m))	325.16	-
Interest Receivable written off (Refer Note 42 (b))	19.90	-
Provision for diminution in value of non-current investment [Refer Note 35 (III)(ii)(h)]	33.37	-
	378.43	-

30. Components of OCI

The disaggregation of changes to OCI by each type of reserve in equity is shown below:

During the period ended March 31, 2022

Cash Flow Hedge Reserve (net)
Less: reclassified to statement of profit and loss

During the period ended March 31, 2021

Cash Flow Hedge Reserve (net)
Less: reclassified to statement of profit and loss

March 31, 2022
185.99
(304.84)
(118.85)
March 31, 2021
(137.22)
335.94
198.72

31. Earnings Per Share (EPS)

The following reflects the income/ (loss) and share data used in the basic and diluted EPS computations:

Income/ (loss) attributable to equity holders of the company

Weighted average number of equity shares used for Computing Earning Per Share (Basic & Diluted)

March 31, 2022	March 31, 2021
17.68	(317.41)
245.00	245.00
245.00	245.00
0.07	(1.30)
0.07	(1.30)
10.00	10.00

Earning Per Share (Basic) (Rs)
Earning Per Share (Diluted) (Rs)
Face value per share (Rs)



Delhi International Airport Limited

CIN. U63033DL2006PLC146936

Notes to the standalone financial statements for the year ended March 31, 2022

(All amounts in Rupees crore, except otherwise stated)

32. Other disclosures required as per Schedule III

(a) Ageing schedules

(i) Capital-Work-in-Progress (CWIP)#

CWIP	Amount in CWIP for a period of				Total
	Less than 1 year	1-2 years	2-3 years	More than 3 years	
As at March 31, 2022					
Projects in progress	2,570.12	1,416.95	1,491.19	59.43	5,537.69

CWIP	Amount in CWIP for a period of				Total
	Less than 1 year	1-2 years	2-3 years	More than 3 years	
As at March 31, 2021					
Projects in progress	1,676.30	1,886.16	29.81	41.53	3,633.80

No project is temporarily suspended.

(ii) Trades Receivables

As at March 31, 2022	Not due	Outstanding from the due date of payment					Total
		Less than 6 months	6 months - 1 year	1-2 years	2-3 years	More than 3 years	
Undisputed trade receivables – considered good	-	124.10	13.29	8.57	8.49	4.53	158.98
Undisputed trade receivables – which have significant increase in credit risk	-	-	0.61	-	0.11	1.32	2.04
Disputed Trade Receivable- Considered good	-	-	-	-	-	-	-
Disputed trade receivables – which have significant increase in credit risk	-	-	-	-	-	-	-
Less :- Allowance for bad and doubtful debts	-	-	(0.61)	-	(0.11)	(1.32)	(2.04)
Trade Receivables as on March 31, 2022*	-	124.10	13.29	8.57	8.49	4.53	158.98

*Unbilled receivables are shown as part of other financials assets (refer note 7), not included above.



(This space has been intentionally left blank)



Delhi International Airport Limited

CIN. U63033DL2006PLC146936

Notes to the standalone financial statements for the year ended March 31, 2022

(All amounts in Rupees crore, except otherwise stated)

As at March 31, 2021	Outstanding from the due date of payment						Total
	Not due	Less than 6 months	6 months - 1 year	1-2 years	2-3 years	More than 3 years	
Undisputed trade receivables – considered good	-	63.85	12.73	12.83	2.38	3.05	94.84
Undisputed trade receivables – which have significant increase in credit risk	-	-	0.02	0.09	0.16	2.88	3.15
Disputed Trade Receivable- Considered good	-	-	-	-	-	-	-
Disputed trade receivables – which have significant increase in credit risk	-	-	-	-	-	-	-
Less :- Allowance for bad and doubtful debts	-	-	(0.02)	(0.09)	(0.16)	(2.88)	(3.15)
Trade Receivables as at March 31, 2021*	-	63.85	12.73	12.83	2.38	3.05	94.84


*Unbilled receivables are shown as part of other financials assets (refer note 7), not included above.

(iii) Trades Payables

As at March 31, 2022	Provision	Not due	Outstanding from the due date of payment				Total
			Less than 1 year	1-2 years	2-3 years	More than 3 years	
Micro, small and medium enterprises	23.76	12.24	1.36	0.05	0.01	0.01	37.43
Others	204.64	45.21	17.55	0.48	0.89	0.44	269.21
Disputed dues — MSME	-	-	-	-	-	-	-
Disputed dues — Others	-	-	-	-	-	-	-

As at March 31, 2021	Provision	Not due	Outstanding from the due date of payment				Total
			Less than 1 year	1-2 years	2-3 years	More than 3 years	
Micro, small and medium enterprises	2.52	0.14	14.83	0.06	0.09	0.13	17.77
Others	191.82	24.24	130.42	0.80	0.13	0.12	347.53
Disputed dues — MSME	-	-	-	-	-	-	-
Disputed dues — Others	-	-	-	-	-	-	-

(This space has been intentionally left blank)



(b) Financial Ratios

Ratio	Numerator	Denominator	As at March 31, 2022	As at March 31, 2021	Variance %	Remarks
Current ratio	Current assets	Current liabilities	1.26	1.60	-21%	
Debt-equity ratio	Total debt [Non-current borrowings + Current borrowings ⁽¹⁾ + Lease liability]	Shareholder's equity	4.64	4.29	8%	
Debt service coverage ratio	Earnings available for debt services = [Net Profit after taxes + Non-cash operating expenses like depreciation and other amortizations + Interest + other adjustments like loss on sale of Fixed assets etc.]	Debt Service = [Interest, option premium & Lease Payments + Principal Repayments ⁽²⁾]	1.03	0.93	10%	
Return on equity ratio	Net Profit after tax (including OCI) ⁽³⁾	Average Shareholder's equity	-7.36%	-7.08%	4%	
Inventory turnover ratio ⁽⁴⁾	Costs of materials consumed	Average inventories	Not applicable	Not applicable		
Trade receivables turnover ratio	Revenue from operations ⁽⁵⁾	Average trade receivables ⁽⁶⁾	5.20	2.80	86%	Revenue from operations during previous year was low on account of Covid-19 which has significantly improved in current year coupled with decrease in unbilled revenue in current year.
Trade payables turnover ratio	Other Expenses	Average trade payables	2.32	3.56	-35%	Other expenses in previous year includes Provision against Advance Monthly annual fees paid under protest to Airports Authority of India.
Net capital turnover ratio	Revenue from operations	Working capital	4.89	1.07	358%	In previous year, Cash balance was higher as amount drawn and utilised for phase 3A expansion was available as Cash & cash equivalent.
Net profit ratio	Profit after tax	Revenue from operations	0.61%	-13.10%	-105%	The Company incurred losses in the previous year due to impact of Covid-19, however, situation has improved resulting in the profit in current year.
Return on capital employed	Earnings before interest and tax	Capital employed ⁽⁷⁾	6.85%	1.62%	322%	Revenue from operations during previous year was low on account of Covid-19 which has significantly improved in current year resulting higher EBIT.
Return on investment	Income generated from investments in equity instrument of Joint Venture and Associate Companies ⁽⁸⁾	Weighted average investments ⁽⁹⁾	5.77%	9.50%	-39%	Due to provision for diminution in value of non current investment compensated by more dividend received in current year.
Return on investment	Income generated from other investments ⁽¹⁰⁾	Time weighted average investments	4.26%	5.13%	-17%	

Notes :

- (1) Current Maturities of long term borrowing of Rs 2,102.17 crores is excluded in Current borrowings in previous year as being refinanced through NCD.
- (2) Part of the borrowing is repaid through refinancing, so principal repayment pertaining to mentioned borrowing is not considered. Interest payment also includes option premiums and other borrowing costs capitalised during construction phase.
- (3) Profit after tax includes Other comprehensive income (OCI).
- (4) Company is not into manufacturing/ sales of product, hence this ratio is not applicable for the company.
- (5) Revenue from Operation does not include notional income of Rs 535.93 crores and Rs 854.24 crores in current and previous year respectively.
- (6) Average trade receivables includes average unbilled revenue of Rs 330.73 crores and Rs 475.71 crores in current and previous year respectively.
- (7) Capital Employed is Tangible Net Worth. Total Debt including Lease liabilities and Deferred tax liability.
- (8) Dividend income received during the year after adjusting provision for diminution in non current investments.
- (9) It is the gross value of investment without adjusting provision for diminution in non current investments.
- (10) It includes income received from mutual funds, commercial papers and fixed deposits.



Delhi International Airport Limited

CIN. U63033DL2006PLC146936

Notes to the standalone financial statements for the year ended March 31, 2022

(All amounts in Rupees crore, except otherwise stated)

(c) Promoter Shareholding :-

Name of promoter	As at 31 March 2022			As at 31 March 2021		
	Number of shares	% of total shares	% Change during the year	Number of shares	% of total shares	% Change during the year
GMR Infrastructure Limited	100	0.00%	NIL	100	0.00%	NIL
GMR Energy Limited	100	0.00%	NIL	100	0.00%	NIL
GMR Airports Limited	1,56,79,99,798	64%	NIL	1,56,79,99,798	64%	NIL
GMR Airports Limited along with Mr. Srinivas Bommidala	1	0.00%	NIL	1	0.00%	NIL
GMR Airports Limited along with Mr. Grandhi Kiran Kumar	1	0.00%	NIL	1	0.00%	NIL

(d) The Company do not have any Benami property, where any proceeding has been initiated or pending against the Company for holding any Benami property.

(e) The Company has no transactions/balances with companies struck off under section 248 of the Companies Act, 2013 to the best of the knowledge of Company's management except below :

Name of the Struck off Company	Nature of Transaction	March 31, 2022	March 31, 2021	Relationship with Struck off Company
Delhi Aerotropolis Private Limited	Write off of Investment	0.10	-	Subsidiary

(f) The Company has not traded or invested in Crypto currency or Virtual currency.

(g) The Company have not advanced or loaned or invested funds to any other person(s) or entity(ies), including foreign entities (intermediaries) with the understanding that the intermediary shall:

- directly or indirectly lend or invest in other persons or entities identified in any manner whatsoever by or on behalf of the Company (Ultimate Beneficiaries); or
- provide any guarantee, security or the like to or on behalf of the Ultimate Beneficiaries;

(h) The Company have not received any fund from any person(s) or entity(ies), including foreign entities (Funding Party) with the understanding (whether recorded in writing or otherwise) that the Company shall:

- directly or indirectly lend or invest in other persons or entities identified in any manner whatsoever by or on behalf of the Funding Party (Ultimate Beneficiaries) or;
- provide any guarantee, security or the like on behalf of the Ultimate Beneficiaries.

(i) The Company has used borrowings from Banks and financial institutions for the specific purpose for which it was taken at the balance sheet date.

(j) The Company has not been declared willful defaulter by any bank or financial Institution or other lender.

(k) The Quarterly return/statements of current assets filed by the Company with banks and financial institutions in relation to secured borrowings wherever applicable are in agreement with books of accounts.

(l) The Company does not have any such transaction which is not recorded in the books of accounts that has been surrendered or disclosed as income during the year in the tax assessments under the Income Tax Act, 1961 (such as, search or survey or any other relevant provisions of the Income Tax Act, 1961).



Delhi International Airport Limited

CIN. U63033DL2006PLC146936

Notes to the standalone financial statements for the year ended March 31, 2022

(All amounts in Rupees crore, except otherwise stated)

33. Significant accounting judgements, estimates and assumptions

The preparation of the Company's financial statements requires management to make judgements, estimates and assumptions that affect the reported amounts of revenues, expenses, assets and liabilities, and the accompanying disclosures, and the disclosure of contingent liabilities. Uncertainty about these assumptions and estimates could result in outcomes that require a material adjustment to the carrying amount of assets or liabilities affected in future periods.

33.1 Judgements

In the process of applying the Company's accounting policies, management has made the following judgements, which have the most significant effect on the amounts recognised in the financial statements.

Discounting rate

The Company has considered incremental borrowing rate of Airport sector as at transition date, for measuring deposits being financial assets and financial liabilities, at amortised cost. The incremental borrowing rate have been revised for period starting from April 1, 2021 for all the deposits taken/received post March 31, 2021. The impact has, accordingly, been duly accounted in the Financial Statements.

Consideration of significant financing component in a contract

The Company sells pouring rights at airport for which contract period is for more than one year. The Company concluded that there is a significant financing component for those contracts where the customer elects to pay in advance considering the length of time between the customer's payment and rendering services, as well as the prevailing interest rates in the market.

In determining the interest to be applied to the amount of consideration, the Company concluded that the interest rate implicit in the contract (i.e., the interest rate that discounts the cash selling price of the equipment to the amount paid in advance) is appropriate because this is commensurate with the rate that would be reflected in a separate financing transaction between the entity and its customer at contract inception.

Non applicability of Service Concession Arrangement (SCA)

DIAL had entered into Operation, Management and Development Agreement ('OMDA') with Airports Authority of India ('AAI'), which gives DIAL an exclusive right to operate, maintain, develop, modernize and manage the Delhi Airport on a revenue sharing model for an initial term of 30 years, which can be extended by another 30 years on satisfaction of certain terms and conditions pursuant to the provisions of the OMDA. Under the agreement, AAI has granted exclusive right and authority to undertake some of the functions of the AAI being the functions of operation, maintenance, development, design, construction, upgradation, modernization, finance and management of the Airport and to perform services and activities at the airport constituting 'Aeronautical Services' and 'Non-Aeronautical Services'. For prices, aeronautical services are regulated, while the regulator has no control over determination of prices for Non-Aeronautical Services. The management of the Company conducted detailed analysis to determine applicability of Appendix D of Ind AS 115 and concluded that the same does not apply to DIAL. Company concession arrangement has significant non-regulated revenues, which are apparently not ancillary in nature, as these are important from DIAL, AAI and users/passengers perspective. Further, the regulated and non-regulated services are substantially interdependent and cannot be offered in isolation. The airport premise is being used both for providing regulated services (Aeronautical Services) and for providing non-regulated services (Non-aeronautical Services). Accordingly, the management has concluded that SCA does not apply in its entirety to the Company.



Delhi International Airport Limited

CIN. U63033DL2006PLC146936

Notes to the standalone financial statements for the year ended March 31, 2022

(All amounts in Rupees crore, except otherwise stated)

Annual Fee to AAI

As per the Concession Agreement (OMDA) entered into with AAI in April 2006, the Company is required to pay to AAI annual fee (AF) each year at 45.99% on its projected revenue and same shall be payable in twelve equal monthly instalments (MAF), to be paid in each calendar month. As per Article 1.1 of Chapter I of OMDA, "Revenue" is defined to mean all pre-tax gross revenue of DIAL with certain specified exclusions.

Management of the Company is of the view that the certain income / credits arising on adoption of Ind-AS was not in contemplation of parties in April 2006 when this Concession Agreement was signed / entered. Further, these income/credits in Statement of Profit and Loss do not represent actual receipts from business operations, from any external sources and therefore, these incomes/ credits should not be treated as "Revenue" for calculation of MAF to AAI. Accordingly, the Company, basis above and Legal Opinion, has provided the monthly annual fee to AAI based on Revenue as per the Ind AS financial statements after adjusting such incomes/credits [refer note 35(I)(h) & (i) & 42(h)].

Impairment of non-financial assets

Impairment exists when the carrying value of an asset or cash generating unit exceeds its recoverable amount, which is the higher of its fair value less costs of disposal and its value in use. The fair value less costs of disposal calculation is based on available data from binding sales transactions, conducted at arm's length, for similar assets or observable market prices less incremental costs for disposing of the asset. The value in use calculation is based on a discounting cash flow (DCF) model. The cash flows are derived from the budget for the next five years and do not include restructuring activities that the Company is not yet committed to or significant future investments that will enhance the asset's performance of the CGU being tested. The recoverable amount is sensitive to the discount rate used for the DCF model as well as the expected future cash-inflows and the growth rate used for extrapolation purposes.

33.2 ESTIMATES AND ASSUMPTIONS

The key assumptions concerning the future and other key sources of estimation uncertainty at the reporting date that have a significant risk of causing a material adjustment to the carrying amounts of assets and liabilities within the next financial year, are described below. The Company based on its assumptions and estimates on parameters available when the standalone financial statements were prepared, existing circumstances and assumptions about future developments, however, may change due to market changes or circumstances arising that are beyond the control of the Company. Such changes are reflected in the assumptions when they occur.

Taxes

Deferred tax assets are recognised for unused tax losses to the extent that it is probable that taxable profit will be available against which the losses can be utilised. Significant management judgement is required to determine the amount of deferred tax assets that can be recognised, based upon the likely timing and the level of future taxable profits together with future tax planning strategies.

Defined benefit plans

The cost of the defined benefit plan and other post-employment benefits and the present value of the gratuity obligation are determined using actuarial valuations. An actuarial valuation involves making various assumptions that may differ from actual developments in the future. These include the determination of the discount rate, future salary increases and mortality rates. Due to the complexities involved in the valuation and its long-term nature, a defined benefit obligation is highly sensitive to changes in these assumptions. All assumptions are reviewed at each reporting date.



Delhi International Airport Limited

CIN. U63033DL2006PLC146936

Notes to the standalone financial statements for the year ended March 31, 2022

(All amounts in Rupees crore, except otherwise stated)

The parameter most subject to change is the discount rate. In determining the appropriate discount rate for plans operated, the management considers the interest rates of government bonds in currencies consistent with the currencies of the post-employment benefit obligation.

The mortality rate is based on publicly available mortality tables for the specific countries. Those mortality tables tend to change only at interval in response to demographic changes. Future salary increases and gratuity increases are based on expected future inflation rates for the respective countries.

Further details about gratuity obligations are given in Note 34 (c).

Provision for Leave encashment

The present value of leave encashment is determined using actuarial valuations. An actuarial valuation involves making various assumptions that may differ from actual developments in the future. These include the determination of discount rate, future salary increases, and withdrawal rates. Due to complexities involved in the valuation and its long term nature, provision for leave encashment is sensitive to changes in these assumptions. All assumptions are reviewed at each balance sheet date.

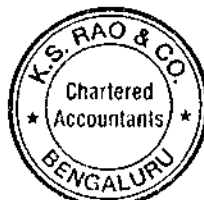
Contingencies

Contingent liabilities may arise from the ordinary course of business in relation to claims against the Company, including legal, contractor and other claims. By their nature, contingencies will be resolved only when one or more uncertain future events occur or fail to occur. The assessment of the existence, and potential quantum, of contingencies inherently involves the exercise of significant judgement and the use of estimates regarding the outcome of future events.

Fair value measurement of financial instruments

When the fair values of financial assets and financial liabilities recorded in the balance sheet cannot be measured based on quoted prices in active markets, their fair value is measured using valuation techniques. The inputs to these models are taken from observable markets where possible, but where this is not feasible, a degree of judgement is required in establishing fair values. Judgements include considerations of inputs such as liquidity risk, credit risk and volatility. Changes in assumptions about these factors could affect the reported fair value of financial instruments. See Note 37, 38 and 39 for further disclosures.

(This space has been intentionally left blank)



Delhi International Airport Limited

CIN. U63033DL2006PLC146936

Notes to the standalone financial statements for the year ended March 31, 2022

(All amounts in Rupees crore, except otherwise stated)

34. Retirement and other employee Benefit:-**Employee Benefit:-****a) Leave Obligation**

The leave obligation cover the Company's liability for earned leave and sick leave. The entire amount of the provision of Rs. 32.92 crore (March 31, 2021: Rs. 29.52 crore) is presented as current in financial statements, since the Company does not have an unconditional right to defer settlement of the obligation.

b) Defined benefit plans

During the year ended March 31, 2022, the Company has recognised Rs. 13.58 crore (March 31, 2021: 12.93 crore) as an expenses and included in Employee benefits expense as under the following defined contribution plans.

Particulars	For the year ended March 31, 2022	For the year ended March 31, 2021
Employer's contribution to		
Provident and other fund#	9.71	9.33
Superannuation fund*	3.87	3.60
Total	13.58	12.93

Net of amount transferred to Capital work-in-progress ('CWIP') and adjustment against Advance from CPD Rs. 0.56 Crore (March 31, 2021: Rs. 0.64 Crore)

*Net of amount transferred to CWIP and adjustment against Advance from CPD Rs. 0.25 Crore (March 31, 2021: Rs. 0.23 Crore).

The Company makes contribution towards provident fund which is administered by the trustees. The rules of the Company's provident fund administered by a trust, require that if the board of the trustees are unable to pay interest at the rate declared by the government under para 60 of the Employees provident fund scheme, 1972 for the reason that the return on investment is less for any other reason, then the deficiency shall be made good by the Company making interest shortfall a defined benefit plan. Accordingly, the Company has obtained actuarial valuation and based on the below provided assumption there is no cumulative deficiency at the balance sheet date. Hence, the liability is restricted towards monthly contributions only.

The latest Board of trustee meeting was held on March 31, 2022 wherein Trustees were informed that trust will be surrendered with effect from April 1, 2022.

As per the requirement of Ind AS 19, Employee Benefits of the Institute of Chartered Accountants of India, benefits involving employer established provident funds, which require interest shortfalls to be re-compensated, are to be considered as defined benefit plans. Based on the actuarial valuation and on the assumptions provided below there is no cumulative short-fall which has been provided in the standalone financial statements.

Particulars	March 31, 2022	March 31, 2021
Plan assets at the year end, at fair value	181.43	192.99
Present value of benefit obligation at year end	171.63	182.70
Net (liability) recognized in the balance sheet	-	-



Delhi International Airport Limited

CIN. U63033DL2006PLC146936

Notes to the standalone financial statements for the year ended March 31, 2022

(All amounts in Rupees crore, except otherwise stated)

Assumptions used in determining the present value obligation of the interest rate guarantee under the deterministic Approach:

Particulars	March 31, 2022	March 31, 2021
Discount rate	7.10%	6.80%
Fund rate	8.00%	8.50%
PFO rate	8.10%	8.50%
Withdrawal rate	5.00%	5.00%
Mortality	Indian Assured Lives Mortality (2006-08) Ult *	Indian Assured Lives Mortality (2006-08) Ult *

*As published by IRDA and adopted as Standard Mortality Table as recommended by Institute of Actuaries of India effective April 1, 2013.

(c) Gratuity expense

Gratuity liability is a defined benefit obligation (DBO) which is funded through policy taken from Life Insurance Corporation of India and Liability (net of fair value of investment in LIC) is provided for on the basis of an actuarial valuation on projected unit credit method made at the end of each financial year. Every employee who has completed five years or more of service gets a gratuity on departure at 15 days' salary (based on last drawn basic salary) for each completed year of service.

The following tables summarise the components of net benefit expense recognised in the standalone statement of profit and loss and amounts recognised in the balance sheet for defined benefit plans/obligations:

Net employee benefit expense:

Particulars	For the year ended March 31, 2022	For the year ended March 31, 2021
Current Service Cost	2.66	2.78
Past Service Cost	-	-
Net Interest Cost	0.24	0.10
Total	2.90	2.88

Amount recognised in Other Comprehensive Income:

Particulars	For the year ended March 31, 2022	For the year ended March 31, 2021
Actuarial loss/(gain) due to DBO experience	0.56	(1.06)
Actuarial gain due to DBO financial assumptions changes	(0.61)	-
Actuarial gain arising during period	(0.05)	(1.06)
Return on plan assets less than discount rate	0.17	0.15
Actuarial loss/ (gain) recognized in OCI	0.12	(0.91)

Balance Sheet

Particulars	March 31, 2022	March 31, 2021
Defined benefit obligation	(26.95)	(24.44)
Fair value of plan assets	20.36	20.91
Benefit Liability	(6.59)	(3.53)



Delhi International Airport Limited

CIN. U63033DL2006PLC146936

Notes to the standalone financial statements for the year ended March 31, 2022

(All amounts in Rupees crore, except otherwise stated)

Changes in the present value of the defined benefit obligation are as follows:

Particulars	March 31, 2022	March 31, 2021
Opening defined benefit obligation	24.44	22.55
Interest cost	1.60	1.48
Current service cost	2.66	2.78
Acquisition cost	0.17	0.17
Benefits paid (including transfer)	(1.88)	(1.48)
Actuarial loss/(gain) on obligation-experience	0.57	(1.06)
Actuarial gain on obligation-financial assumption	(0.61)	-
Closing defined benefit obligation	26.95	24.44

Changes in the fair value of plan assets are as follows:

Particulars	March 31, 2022	March 31, 2021
Opening fair value of plan assets	20.91	20.93
Acquisition Adjustment	(0.04)	-
Interest income on plan assets	1.37	1.38
Contributions by employer	0.15	0.23
Benefits paid (including transfer)	(1.88)	(1.48)
Return on plan assets lesser than discount rate	(0.17)	(0.15)
Closing fair value of plan assets	20.34	20.91

The Company expects to contribute Rs. 0.17 crore to gratuity fund during the year ended on March 31, 2023 (March 31, 2022: Rs. 0.23 crore).

The major category of plan assets as a percentage of the fair value of total plan assets is as follows:

Particulars	March 31, 2022	March 31, 2021
	(%)	(%)
Investments with insurer managed funds	100	100

The principal assumptions used in determining gratuity obligation for the Company's plans are shown below:

Particulars	March 31, 2022	March 31, 2021
Discount rate (in %)	7.10%	6.80%
Salary Escalation (in %)	6.00%	6.00%
Expected rate of return on assets	7.30%	8.00%
Attrition rate (in %)	5.00%	5.00%

A quantitative sensitivity analysis for significant assumption as at March 31, 2022 is as shown below:

	March 31, 2022	March 31, 2021
Assumptions	Discount rate	
Sensitivity Level	1%	1%
Impact on defined benefit obligation due to increase	(1.86)	(1.73)
Impact on defined benefit obligation due to decrease	2.13	1.99



Delhi International Airport Limited

CIN. U63033DL2006PLC146936

Notes to the standalone financial statements for the year ended March 31, 2022

(All amounts in Rupees crore, except otherwise stated)

Assumptions	Future Salary Increase	
	1%	1%
Sensitivity Level		
Impact on defined benefit obligation due to increase	1.82	1.80
Impact on defined benefit obligation due to decrease	(1.66)	(1.64)

Assumptions	Attrition rate	
	1%	1%
Sensitivity Level		
Impact on defined benefit obligation due to increase	0.17	0.09
Impact on defined benefit obligation due to decrease	(0.20)	(0.10)

The sensitivity analyses above have been determined based on a method that extrapolates the impact on defined benefit obligation as a result of reasonable changes in key assumptions occurring at the end of the reporting period.

The average duration of the defined benefit plan obligation at the end of the reporting period is 10 years (March 31, 2021:10 years).



(This space has been intentionally left blank)



35. Commitments and Contingencies**I. Contingent liabilities not provided for:**

	Particulars	March 31, 2022	March 31, 2021
(i)	In respect of Income tax matters *	64.29	64.29
(ii)	In respect of Indirect tax matters [refer note (e), (f) & (g) below and other matters*]	190.42	190.42
(iii)	In respect of property tax matter [refer note (a) below]	38.41	38.41
(iv)	In respect of Annual fee payable to AAI [refer note (h) & (i) below]		

*pertaining to various cases not included below

- a) During the year ended March 31, 2017, the Delhi Cantonment Board (DCB) had raised provisional invoice demanding property tax of Rs.9.01 crore in respect of vacant land at IGI Airport for the Financial Year 2016-17. However, based on same computation method as used for payment of property tax to South Delhi Municipal Corporation (SDMC), the company has made payment towards property tax for financial year 2016-17 to FY 2021-22 along with request to DCB to withdraw its demand. DCB has raised provisional invoice on April 29, 2019 and Notice of demand dated November 1, 2019 demanding property tax of Rs. 10.73 crore for the FY 2019-20 along with arrears of Rs. 28.78 crore. Accordingly, the Company has disclosed remaining amount of Rs. 38.41 crore in respect of FY 2016-17 to FY 2019-20 as contingent liability.

The Company has obtained a legal opinion; wherein it has been opined that liability w.r.t. earlier years cannot be ruled out. As DCB has not raised any demand for earlier years, and the Company has submitted its application for adopting the same computation method as considered by SDMC, while arriving at the demand for the financial year 2016-17, the amount of liability for earlier years is unascertainable, and therefore no provision has been considered.

DIAL filed a writ petition before the Hon'ble Delhi High court against DCB to set aside the impugned demand notices. The Hon'ble Delhi High court heard the matter on December 2, 2019 and directed to be keep in abeyance the impugned demand notices and directed DCB to grant a detailed hearing to DIAL, upon DIAL's filing a representation before the DCB, subject to deposit a sum of Rs. 8.00 crores. In compliance of High Court order, DIAL had deposited a sum of Rs. 8.00 crores under protest on December 20, 2019.

However, despite many representations made by DIAL and ignoring all contentions of DIAL, DCB had passed an assessment order dated June 15, 2020 levying the property tax of Rs. 867.21 crores per annum against its earlier assessment of tax of Rs. 9.13 crores per annum and raised the total demand of Rs. 2,601.63 crores for three years i.e. 2016-17 to 2018-19 and DIAL has been directed to pay Rs. 2,589.11 crores after making due adjustments of amount already deposited. As the order is in violation of the earlier order dated December 2, 2019 passed by the Delhi High Court, also is in breach of the provisions of the Cantonments Act. Accordingly, DIAL filed a Writ Petition on July 20, 2020 before the High Court of Delhi challenging the assessment order dated June 15, 2020. The writ petition was heard on various dates in which Honourable Delhi High Court directed DCB not to take any coercive action against the Company till next hearing. Pending writ petition, DCB had assessed additional demand of property tax for Rs. 1733.32 crore for the FY 2019-20 and FY 2020-21 after considering amount paid by DIAL, the Company had filed its additional affidavit for consideration for FY 2019-2020 and FY 2020-2021 in present writ petition. The matter is listed for completion of pleadings before registrar on August 16, 2022 and before court on September 06, 2022.



- b) The Ministry of Civil Aviation (MoCA) issued a Circular dated January 8, 2010 giving fresh guidelines regarding the expenditure which could be met out of the PSF (SC) and subsequently clarified by MoCA vide order dated April 16, 2010. Based on the said circular, the Company is not debiting such security expenditure to PSF (SC) escrow account. Further, vide circular dated May 17, 2012, it was further directed that any such expenditure already debited was required to be credited back to PSF(SC) account. However, security expenditure amounting to Rs. 24.48 crore was already incurred prior to April 16, 2010 and was debited to PSF (SC) account.

The Company had challenged the said circulars issued by MoCA before the Hon'ble High Court of Delhi by way of a Writ Petition. The Hon'ble Court, vide its order dated December 21, 2012, had restrained MoCA from taking any coercive measures in the form of initiation of criminal proceedings against the Company and the matter is now listed on May 04, 2022.

Based on an internal assessment and aforesaid order of the Hon'ble High Court of Delhi, the management is confident that no liability in this regard would be payable and as such no provision has been made in these Financial Statements.

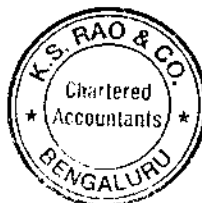
- c) MoCA had issued orders in the past requiring the Company to reverse the expenditure incurred, towards procurement and maintenance of security systems/equipment and on creation of fixed assets out of PSF (SC) escrow account opened and maintained by the Company in a fiduciary capacity. In the opinion of the management of the Company, the Company had incurred Rs. 297.25 crore towards capital expenditure (excluding related maintenance expense and interest thereon) till the date of order out of PSF (SC) escrow account as per Standard Operating Procedure (SOPs), guidelines and clarification issued by MoCA from time to time on the subject of utilization of PSF (SC) funds and as such had challenged the said order before Hon'ble High court of Delhi.

MoCA in its order had stated that approximate amount of reversal to be made by the Company towards capital expenditure and interest thereon amounting to Rs. 295.58 crores and Rs. 368.19 crores respectively, subject to the order of the Hon'ble High court of Delhi. The Hon'ble High Court of Delhi, vide its order dated March 14, 2014, stayed recovery of amount already utilized by the Company from PSF (SC) Escrow Account till date. The matter is now listed for hearing on January 7, 2023.

Based on an internal assessment, the management of the Company is of the view that no adjustments are required to be made in the books of accounts.

However, pursuant to AERA order No. 30/ 2018-19 dated November 19, 2018 with respect to Company's entitlement to collect X-ray baggage charges from airlines, the Company has remitted Rs. 119.66 crore to PSF (SC) for transfer of screening assets from PSF (SC) to the Company with an undertaking to MoCA by the Company that in case the matter pending before the Hon'ble High Court is decided in its DIAL's favour, DIAL will not claim this amount back from MoCA.

- d) The Company was entitled to custom duty credit scrip under Served from India Scheme (SFIS) of Foreign Trade Policy issued by Government of India. Under the terms of SFIS, service providers are entitled to custom duty credit scrip as a percentage of foreign exchange earned by the Company that can be utilized for payment of import duty. Till March 31, 2014, the Company had cumulatively utilized custom duty credit scrip amounting to Rs. 89.60 crore, in lieu of payment of import duty in respect of import of fixed assets (including capital work in progress) and accounted the same as grant as per para 15 of erstwhile Accounting Standard 12 and adjusted the same against certain expenditure which in its view are related to obtaining such custom duty credit scrip entitlements. basis the opinion of the Expert Advisory Committee ('EAC') of the Institute of Chartered Accountants of India.



However, Airport Authority of India ('AAI') has expressed different view on this and argued that amount utilized under SFIS should be treated as revenue and accordingly annual fee on amount of Rs 89.60 crore is payable to AAI.

The Company had filed a writ petition against the AAI's letter in Hon'ble High Court of Delhi on July 10, 2015 disputing the demand and prayed for quashing of demand by AAI. Hon'ble High Court has granted the interim relief and disposed the writ petition with a direction to Company to seek remedy under the provisions of Arbitration law.

The matter was contested in arbitration before Arbitral Tribunal and arbitration award was pronounced in favour of the Company on December 27, 2018, mentioning that the income earned by way of SFIS Scrip does not fall under the definition of Revenue as per OMDA as it is not related with any Aeronautical or Non-Aeronautical activities and it is of the nature of capital receipt. Accordingly, no annual fee is payable to AAI by the Company on SFIS revenue and demand of AAI for annual fee stands rejected. However, AAI has filed an appeal challenging the order of Arbitral Tribunal before the High Court of Delhi on April 25, 2019 for setting aside the arbitration award dated December 27, 2018. The matter is now listed on July 07, 2022.

- e) The Director General of Central Excise Intelligence, New Delhi had issued a Show Cause Notice F. NO. 574/CE/41/2014/Inv./PT.II/11327 dated October 10, 2014 on the Company, proposing a demand of service tax of Rs. 59.91 crore (excluding interest and penalty) considering Advance Development Costs ('ADC') collected by Company from the Commercial Property Developers under the service tax category 'Renting of Immovable Property'.


The Company has replied to the show cause notice as referred to above with appropriate authority on April 17, 2015. Subsequently, Additional DG (Adj.), DGCEI has passed Order No. 10/2016-ST dated May 02, 2016 confirming demand of service tax of Rs. 54.31 crore and imposed equivalent penalty. However, based on an internal assessment by the Company in this regard, the Management is of the view that service tax is not leviable on ADC, as these are collected for development of certain infrastructure facilities for the common use and not for the exclusive use of any developer. Service tax liability on ADC, if any arises, shall be adjusted from ADC amount collected by Company from the Commercial Property Developers.

The Company has filed appeal before CESTAT, New Delhi on August 02, 2016 against the order dated May 02, 2016. The matter was concluded and decided vide order dated February 8, 2019 in favour of DIAL setting aside the order of the DG (Adj.) raising a demand of service tax of Rs. 54.31 crore.

The department has filed SLP before Supreme Court, against the Order dated February 8, 2019 passed in favour of DIAL. DIAL has filed counter affidavit on September 9, 2020 and the matter is yet to heard.

Accordingly, the amount of Rs.54.31 crore disclosed as contingent liability as at March 31, 2022. Further, the management of the Company is of the view that no adjustments are required to be made to these financial statements.

- f) The Commissioner of Service Tax, New Delhi had issued Six Show Cause Notices (SCN) and one addendum to SCN on the Company, proposing a demand of service tax aggregating to Rs. 275.53 crore (excluding interest and penalty) on the collection of Development Fee ("DF") from passengers in airport for the period from March, 2009 to September, 2013. Out of total demand of service tax of Rs 275.53 crore, service tax amounting to Rs 130.17 crore has already been paid by Company under protest. The Company replied to the show cause notice referred to above with appropriate authority and the issue was heard on merits on February 17, 2016. Subsequently, the Commissioner of Service Tax, has passed Order No. C.No.D III/ST/IV/16/Hqrs/Adjn/DIAL/153/2015/1862-ST dated July 12, 2016 confirming the demand of service tax of Rs. 262.06 crore (after giving cum duty effect) and out of the said demand has appropriated amount of Rs



130.17 crore already deposited by Company under protest towards service tax, and further imposed a penalty of Rs 131.89 crore in respect of this matter.

However, based on an internal assessment by Company in this regard, the management is of the view that service tax is not leviable on DF, as the DF is a statutory levy and is meant to bridge financing gap funding for the airport project. The collection of DF from passengers is not in lieu of provision of any service to them. Further, there is no service provider and service recipient relationship between the Company and the passengers paying DF. Service tax liability, if any arises on DF, shall be decided by AERA, keeping in view the final pronouncement of the matter.

The Company had filed an appeal against the order before CESTAT, New Delhi on October 10, 2016. The matter was concluded in final hearing held on December 04, 2018 and the decision is pronounced on January 18, 2019 in favour of DIAL setting aside the order of the Commissioner levying service tax on ADF and penalty amounting to Rs. 262.06 crore. The department has filed SLP before Supreme Court, against the Order dated January 18, 2019 passed by CESTAT in favour of DIAL. DIAL has filed counter affidavit on August 14, 2020 the last date tentatively fixed was March 28, 2022 but matter did not come up for hearing and next date tentatively fixed in the matter is April 29, 2022.

Accordingly, the amount of Rs.131.89 crore has been disclosed as contingent liability as at March 31, 2022. Further, the management of the Company is of the view that no adjustments are required to be made to these financial statements.

- g) In certain matters before Hon'ble Delhi High Court or Hon'ble Supreme Court yet to be decided, wherein DIAL has been made respondent and the petitions filed by the UOI, others/concessionaires which are relating to the applicability of service tax (under pre-GST regime) on services provided by DIAL and the issues under consideration are related to licensing of space in Airport, Service tax on supply of electricity, running of duty free shops to be regarded as Airport Services. DIAL initially charged service tax against the services provided, however levy and the applicability was contested by the such parties and accordingly they filed petitions before judicial authorities making DIAL as a party/respondent in the matters. The management is of the view that these matters will not result in any additional obligation on DIAL in case of adverse decisions and in case of any demand or liability arising on account of adjudication of the issues, the same are recoverable from the service recipients.
- h) DIAL issued various communications to AAI from month of March 2020 onwards inter-alia under Article 16 (Force Majeure) and informed AAI that consequent to outbreak of Covid-19 pandemic, the entire aviation industry, particularly the IGI Airport has been adversely affected. It was specifically communicated that the said crisis has materially and adversely affected the business of DIAL which in turn has directly impacted the performance of DIAL's obligations under the OMDA (including obligation to pay Annual Fee/Monthly Annual Fee) while DIAL is continuing to perform its obligation to operate, maintain and manage the IGI Airport. DIAL thereby invoked Force Majeure post outbreak of COVID-19 "A Pandemic" as provided under Article 16 of OMDA and claimed that it would not be in a position to perform its obligation to prepare Business Plan and pay Annual Fee/ Monthly Annual fee to AAI. The said event(s) of Force Majeure had also been admitted by AAI in its communication to DIAL. Consequently, DIAL is entitled to suspend or excuse the performance of its said obligations to pay Annual Fee/Monthly Annual Fee as notified to AAI. However, AAI has not agreed to such entitlement of DIAL under OMDA. This has resulted in dispute between DIAL and AAI and for the settlement of which, DIAL has invoked on September 18, 2020 dispute resolution mechanism in terms of Article 15 of OMDA. Further, on December 02, 2020, DIAL again requested to AAI to direct the Escrow Bank to not to transfer the amounts from Proceeds Accounts to AAI



Delhi International Airport Limited

CIN. U63033DL2006PLC146936

Notes to the standalone financial statements for the year ended March 31, 2022

(All amounts in Rupees crore, except otherwise stated)

Fee Account, seeking similar treatment as granted by Hon'ble High Court of Delhi to Mumbai International Airport Ltd.

In the absence of response from AAI, DIAL approached Delhi High Court seeking certain interim reliefs by filing a petition u/s 9 of Arbitration & Conciliation Act on December 5, 2020 due to the occurrence of Force Majeure event post outbreak of COVID 19 and its consequential impact on business of DIAL, against AAI and ICICI Bank (Escrow Bank). The Hon'ble High Court of Delhi vide its order dated January 5, 2021 has granted ad-interim reliefs with following directions:

- The ICICI Bank is directed to transfer back, into the Proceeds Account, any amount which may have been transferred from the Proceeds Account to the AAI Fee Account, after December 9, 2020,
- Transfer of moneys from the Proceeds Account to the AAI Fee Account, pending further orders, shall stand stayed and DIAL can use money in Proceeds Account to meet its operational expenses.

Meanwhile with the nomination of arbitrators by DIAL and AAI and appointment of presiding arbitrator, the arbitration tribunal has been constituted on January 13, 2021. The pleadings in the matter are complete and both the parties have to file the witness affidavits and next hearings of arbitration tribunal is fixed in May 2022.

Before DIAL's above referred Section 9 petition could be finally disposed off, AAI has preferred an appeal against the ad-interim order dated January 5, 2021 under section 37 of the Arbitration and Conciliation Act, 1996 before division bench of Delhi High Court, which is listed for consideration and arguments.

In compliance with the ad-interim order dated January 5 2021, AAI has not issued any certificate or instructions to the Escrow Bank from December 09, 2020 onwards regarding the amount of AAI Fee payable by DIAL to AAI, as contemplated under the Escrow Agreement and the OMDA. Resultantly both pursuant to the ad-interim order of Hon'ble Delhi High Court and in the absence of any certificate or instruction from AAI, the Escrow Bank has not transferred any amount pertaining to AAI Fee from Proceeds Account to AAI Fee Account of the Escrow Account from December 09, 2020 onwards.

Basis the legal opinion obtained, the Company is entitled to not to pay the Monthly Annual fee under article 11.1.2 of OMDA to AAI being an obligation it is not in a position to perform or render on account of occurrence of Force Majeure Event, in terms of the provisions of Article 16.1 of OMDA till such time the Company achieves level of activity prevailing before occurrence of Force majeure. Further, the Company has also sought relief for refund of MAF of an amount of Rs. 465.77 crore appropriated by AAI for the period starting from March 19, 2020 till December 2020.

In view of the above, the management of the Company has decided to continue to not to provide the Monthly Annual Fee to AAI for the year ended March 31, 2022 amounting to Rs. 989.59 crores in addition to Rs. 768.69 crores for the year ended March 31, 2021.

As AAI had already appropriated the Monthly Annual Fee amounting to Rs. 446.21 crores from April 01, 2020 till December 09, 2020, which the company had already protested. Accordingly, the same had been shown as Advance to AAI paid under protest. However, since the recovery of this amount is sub-judice before the Hon'ble Delhi High Court and the arbitral tribunal, as a matter of prudence, the Company had decided to create a provision against above advance and shown the same in other expenses for the year ended March 31, 2021.

Recently, as an interim arrangement the Parties (DIAL and AAI) by mutual consent and without prejudice to their rights and contentions in the dispute before the arbitrator, have entered into a Settlement Agreement (hereinafter "Agreement") dated April 25, 2022, for the payment of Annual Fee/ Monthly Annual Fee (AF/MAF) with effect from April 2022, prospectively.



Delhi International Airport Limited

CIN. U63033DL2006PLC146936

Notes to the standalone financial statements for the year ended March 31, 2022

(All amounts in Rupees crore, except otherwise stated)

Consequent to this interim arrangement, both DIAL and AAI have filed copy of the Agreement in their respective petition and appeal before Hon'ble Delhi High Court and have withdrawn the pending proceedings. This arrangement is entirely without prejudice to the rights and contentions of the parties in respect of their respective claims and counter claims in the pending arbitration proceedings, including the disputes in respect of payment/non-payment of MAF from March 19, 2020 onwards, till such time as provided in Article 16.1.5 (c) of OMDA.

- i) The Government of India announced Services Export from India Scheme (SEIS) under Foreign Trade Policy (FTP) 2015-20 under which the service provider of notified services is entitled to Duty Credit Scrips as a percentage of net foreign exchange (NFE) earned. These Scrips either can be used for payment of basic custom duty on imports or can be transferred/traded in the market

DIAL is of the view that the Scrips received under SEIS are in nature of Government Grant and is similar to the Scrips received earlier under Served from India Scheme (SFIS) of Foreign Trade Policy 2010-15. Hence, in view of the Arbitral Order dated December 27, 2018 in case of SFIS Scrip, the Income from SEIS Scrip is out of the purview of revenue definition as per OMDA. Accordingly, management believes that, no Annual Fee is payable as per the provisions of OMDA, and has not been provided in these financial statements.

However, Revenue Auditor appointed by AAI have considered the same as Revenue under OMDA and accordingly, AAI has asked us to pay revenue share on this revenue and withheld the amount of Rs. 43.21 crores from excess MAF payment in FY 2019-20.

DIAL had shown the amount of Rs. 43.21 crore as part of advances recoverable from AAI and continuously followed up with AAI for adjustment/ refund of the same. However, despite several follow up AAI had not refunded/ adjusted the same in past 2 years.

Accordingly, pending the settlement of High Court on similar matter related to SFIS scrips (on which arbitration award was in DIAL's favour), and considering the delay and non-action on part of AAI to refund the said amount, as a matter of prudence, DIAL has decided to provide the amount of Rs. 43.21 crores in the statement of profit & loss as Provision against Advance recoverable from AAI.

- II. **Financial guarantees-** The Company has not provided any financial guarantee other than performance guarantee on its own behalf, to any party.

Performance guarantees given by the Company on its own behalf are not considered as contingent liability.

III. Capital and Other Commitments:

i. Capital Commitments:

The Company has estimated amount of contracts remaining to be executed on capital account not provided for Rs. 3,183.21 crore (excluding GST) [Net of advances of Rs. 519.10 crore (excluding GST)] at March 31, 2022 and Rs. 5,148.34 crore (excluding GST) [net of advances of Rs. 681.38 crore (excluding GST)] at March 31, 2021.



ii. Other Commitments:

- a. As per the terms of OMDA, the Company is required to pay annual fees to AAI at 45.99% of the revenue (as defined in OMDA) of the Company for an initial term of 30 years starting from May 2006 and which can be extended by another 30 years on satisfaction of certain terms and conditions pursuant to the provisions of OMDA. [Refer note 35(I)(h) & (i)].
- b. In In respect of its equity investment in East Delhi Waste Processing Company Limited, the Company along with SELCO International Limited has to maintain minimum 51% shareholding for a period of 2 years from the commissioning of the project and equity shareholding of DIAL & SELCO shall not be less than 26% for 10 years thereafter. The project has been commissioned with effect from April 28, 2017.
- c. As per the terms of Airport Operator Agreement, the Company is required to pay every year 3% of previous year's gross revenue as operator fee to Fraport AG Frankfurt Airport Services Worldwide.
- d. During previous years, the Company had entered into "Call spread Option" with various banks for hedging the repayment of 6.125% Senior secured notes (2022) of USD 288.75 million, 6.125% Senior secured notes (2026) of USD 522.60 million and 6.45% Senior secured notes (2029) for USD 500 million which have repayment due in February 2022, October 2026 and June 2029 respectively.

Option Value (in USD Mn)	Period		Call spread range (INR/USD)	Total Premium Payable	Premium paid/adjusted till March 31, 2022	Premium outstanding as at	
	From	To				March 31, 2022	March 31, 2021
522.60	December 6, 2016	October 22, 2026	66.85 - 101.86	1,241.30	644.50	596.80	722.23
80.00*	February 8, 2017	January 25, 2022	68.00 - 85.00	94.33	94.33	-	18.98
208.75*	January 25, 2018	January 25, 2022	63.80 - 85.00	192.28	192.28	-	49.39
350.00	June 24, 2019	May 30, 2029	69.25-102.25	742.79	198.05	544.74	620.29
150.00	February 27, 2020	May 30, 2029	71.75-102.25	307.17	66.28	240.89	274.30

During the current year, the Company has entered into "Call spread Option" with bank for hedging the payment of interest liability on 6.125% Senior secured notes (2026) for USD 522.60 million borrowings.

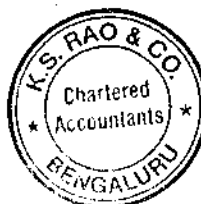
During the previous year, the Company has entered into "Coupon only hedge" with bank for hedging the payment of interest liability on 6.125% Senior secured notes (2029) for USD 150 million borrowings.

*During the current year, the Company has cancelled/matured Call spread Options of USD 288.75 million for full repayment of borrowings USD 288.75 million.

With respect to Subsidiary, Joint ventures and associates:

- e. The Company has committed to provide financial support to Delhi Aerotropolis Private Limited (100% Subsidiary Company) to meet the liabilities of Delhi Aerotropolis Private Limited (Subsidiary Company), as and when required.

The Company has approved to strike off its investment in the Subsidiary Company in its board meeting dated February 11, 2020. Pursuant to this, the Board of Directors of DAPL, in its meeting held on June 05, 2020 have approved the filing of application with the Registrar of Companies (ROC) for strike off. The application had been filed with the ROC on August 11, 2020 and the approval for striking off and dissolution was received on December 09, 2021. DAPL is now struck-off and dissolved. Accordingly, DIAL has written off the investments made in DAPL amounting to Rs 0.10 crore in its books of accounts.



Delhi International Airport Limited

CIN. U63033DL2006PLC146936

Notes to the standalone financial statements for the year ended March 31, 2022

(All amounts in Rupees crore, except otherwise stated)

- f. The following investments have been pledged by the Company towards borrowings by these companies:

Company Name	As at March 31, 2022		As at March 31, 2021	
	No. of Shares	Amount (Rs.)	No. of Shares	Amount (Rs.)
Delhi Airport Parking Services Private Limited	18,853,703	188,537,030	18,853,703	188,537,030
Travel Food Services (Delhi Terminal 3) Private Limited	1,680,000	16,800,000	16,80,000	16,800,000

- g. In respect of the Company's investment in Joint Venture ('JV') entities and Associate Companies, other JV/ associate partners have the first right of refusal in case, any of the JV/ associate partners intend to sell its stake subject to other terms and conditions of respective JV/ associate agreements.
- h. In respect of its equity investment in GMR Bajoli Holi Hydropower Private Limited ('Bajoli Holi'), the Company has to maintain minimum 17.33% of equity shareholding until the expiry of or early termination of power purchase agreement dated September 11, 2017 entered between the Company and the Bajoli Holi Hydropower Private Limited, expiring on May 03, 2036. The Company had invested Rs. 108.33 crore as equity share capital. Due to inordinate delay in commencement of operation in GMR Bajoli Holi Hydropower Private Limited and basis the valuation report of the external valuer as at March 31, 2022, the Company has created a provision for diminution in its investment in GMR Bajoli Holi Private Limited for Rs. 33.37 crores.
- i. The Company had invested in DIGI Yatra foundation, a Special Purpose Vehicle (SPV) formed as central platform to identity management of passengers, as Joint Venture (JV) of private airport operators and AAI under Section 8 of the Companies Act, 2013 (Not for Profit Organization). Further, it had been decided by AAI that initially for incorporation AAI, DIAL and Bangalore International Airport Limited (BIAL) will form this company with shareholding of 26:37:37 respectively. Currently, DIGI Yatra foundation is having paid up capital of Rs. 10,000 and DIAL has invested Rs. 2,220 only (March 31, 2021 : Rs. 2,220). In future, 26% of equity share of Digi Yatra Foundation will be held by AAI and remaining 74% will be equally divided amongst the Private Airport Operators viz. BIAL, Cochin International Airport Limited, DIAL, GMR Hyderabad International Airport Limited (GHIAL), Mumbai International Airport Limited (MIAL) i.e. 14.8% each.



(This space is intentionally left blank)



36. Related Party Transactions

a) Names of related parties and description of relationship:

Description of relationship	Name of the related parties
Ultimate Holding Company (Group)	GMR Enterprises Private Limited
Intermediate Holding Company	GMR Infrastructure Limited
Holding Company	GMR Airports Limited
Subsidiary company	Delhi Aerotropolis Private Limited ¹
Associates	Delhi Airport Parking Services Private Limited
	Travel Food Services (Delhi Terminal 3) Private Limited
	Celebi Delhi Cargo Terminal Management India Private Limited
	TIM Delhi Airport Advertising Private Limited
	DIGI Yatra Foundation ²
Fellow subsidiaries (including subsidiary companies of the ultimate/ Intermediate holding company)	GMR Hyderabad International Airport Limited
	GMR Airport Developers Limited
	GMR Aviation Private Limited
	Raxa Security Services Limited
	Kakinada SEZ Limited
	GMR Pochanpalli Expressways Limited
	GMR Tambaram Tindivanam Expressways Limited
	GMR Energy Trading Limited
	GMR Goa International Airport Limited
	GMR Air Cargo and Aerospace Engineering (Formerly known as GMR Aero Technic Limited) ³
	GMR Hospitality & Retail Limited
	GMR Power and Urban infra Limited
	GMR League Games Private Limited
	Delhi Aviation Services Private Limited
	Delhi Aviation Fuel Facility Private Limited
Joint ventures	Delhi Duty Free Services Private Limited
Enterprises in respect of which the company is a joint venture	GMR Bajoli Holi Hydropower Private Limited ⁴
	Airports Authority of India
	Fraport AG Frankfurt Airport Services Worldwide
Joint Ventures of member of a Group of which DIAL is a member	GMR Megawide Cebu Airport Corporation
	GMR Kamalanga Energy Limited
	GMR Warora Energy Limited
	GMR Vemagiri Power Generation Limited
Enterprises where significant influence of Key Management Personnel or their relatives exists	GMR Varalakshmi Foundation
Key Management Personnel	Mr. G.M. Rao - Executive Chairman
	Mr. G.B.S. Raju- Managing Director
	Mr. Srinivas Bonumidala - Non Executive Director
	Mr. Grandhi Kiran Kumar - Non Executive Director
	Mr. K. Narayana Rao - Whole Time Director
	Mr. Indana Prabhakara Rao- Executive Director
	Mr. G. Subba Rao - Director
	Mr. R.S.S.L.N. Bhaskarudu - Independent Director
	Mr. Amarthaluru Subba Rao- Independent Director
	Mr. M. Ramachandran - Independent Director
	Dr. Emandi Sankara Rao- Independent Director
	Ms. Siva Kameswari Vissa - Independent Director
	Mr. N.C. Sarabeswaran - Independent Director
	Mr. Anuj Aggarwal- Director (AAI Nominee) ⁵
	Mr. Rubina Ali - Director (AAI Nominee)
	Mr. Anil Kumar Pathak - Director (AAI Nominee)
	Mr. K. Vinayak Rao - Director (AAI Nominee)

1. The Company has approved to strike off its investment in the Subsidiary Company in its board meeting dated February 11, 2020. Pursuant to this, the Board of Directors of DAPL, in its meeting held on June 05, 2020 have approved the filing of application with the Registrar of Companies (ROC) for strike off. The application had been filed with the ROC on August 11, 2020 and the approval for striking off and dissolution was received on December 09, 2021. DAPL is now struck-off and dissolved.

2. The Company had invested in DIGI Yatra foundation, a Special Purpose Vehicle (SPV) formed as central platform for identity management of passengers, as Joint Venture (JV) of private airport operators and AAI under Section 8 of the Companies Act, 2013 (Not for Profit Organization). Further, it has been decided by AAI that initially for incorporation AAI, DIAL and Bangalore International Airport Limited (BIAL) will form this company with shareholding of 26:37:37 respectively. During the year ended March 31, 2020, DIAL has transferred 148 shares to Cochin International Airport Limited (CIAL) on August 18, 2019. Currently DIGI Yatra foundation is having paid up capital of Rs. 10,000 and DIAL has invested Rs. 2,220 only (March 31, 2021 : Rs. 2,220). In future, the equity share of Joint Venture Company (JVC) will be 26% of AAI and remaining 74% will be equally divided amongst the Private Airport Operators viz. BIAL, Cochin International Airport Limited (CIAL), DIAL, GMR Hyderabad International Airport Limited (GHIAL), Mumbai International Airport Limited (MIAL) i.e. 14.8% each.

3. GMR Aero Technic Limited has demerged the Maintenance, Repair and Overhaul (MRO) division and merged into GMR Air Cargo and Aerospace Engineering Limited. Therefore, the MRO business is now operated under the new name "GMR Air cargo and Aerospace Engineering Limited".

4. Due to inordinate delay in commencement of operation in GMR Bajoli Holi Hydropower Private Limited and basis the valuation report of the external valuer as at March 31, 2022, the Company has created a provision for diminution in its investment in GMR Bajoli Holi Private Limited for Rs. 33.37 crores.

5. Mr. Anuj Aggarwal cease to be director due to his demise on April 22, 2021.



36 (b) Summary of balances with the above related parties are as follows:

Balance as at Date	March 31, 2022	March 31, 2021
Investments in subsidiary, associates and Joint Ventures		
Investments in Unquoted Equity Share		
Subsidiary company		
Delhi Aeropolis Private Limited [refer note 35 (III) (ii) (e)]		0.10
Associates		
Celebi Delhi Cargo Terminal Management India Private Limited	29.12	29.12
Travel Food services (Delhi Terminal 3) Private Limited	5.60	5.60
TIM Delhi Airport Advertising Private Limited	9.22	9.22
Delhi Airport Parking Services Private Limited	40.64	40.64
Digi Yatra Foundation	0.00	0.00
Joint Ventures		
Delhi Aviation Services Private Limited	12.50	12.50
Delhi Duty Free Services Private Limited	39.92	39.92
Delhi Aviation Fuel Facility Private Limited	42.64	42.64
GMR Bajoli Holi Hydropower Private Limited [refer note 35 (III) (ii) (b)]	108.33	108.33
Provision for diminution in value of Non-Current Investments		
Joint Ventures		
GMR Bajoli Holi Hydropower Private Limited [refer note 35 (III) (ii) (b)]	33.37	-
Trade Receivables (including marketing fund)		
Intermediate Holding Company		
GMR Infrastructure Limited	0.03	0.32
Holding Company		
GMR Airports Limited	1.34	0.75
Associates		
TIM Delhi Airport Advertising Private Limited	1.42	0.23
Celebi Delhi Cargo Terminal Management India Private Limited	-	0.01
Joint Ventures		
GMR Bajoli Holi Hydropower Private Limited	-	2.30
Fellow subsidiaries (including subsidiary companies of the ultimate/intermediate holding company)		
GMR Aviation Private Limited	0.09	0.01
GMR Hyderabad International Airport Limited	0.25	0.13
GMR Air Cargo and Aerospace Engineering (Formerly known as GMR Aero Technic Limited)	0.06	0.01
GMR Tambaram Tindivanam Expressways Limited	4.71	4.72
GMR Energy Trading Limited	1.87	0.18
GMR Pochampalli Expressways Limited	2.96	3.82
GMR Airport Developers Limited	-	0.01
Rasa Security Services Limited	0.12	-
GMR Power and Urban Infra Limited	2.44	-
Joint Venture of Member of a Group of which DIAL is a Member		
GMR Watara Energy Limited	4.32	5.31
GMR Vemagiri Power Generation Limited	2.83	2.83
GMR Kamalanga Energy Limited	1.77	-
GMR Megawide Cebu Airport Corporation	0.14	-
Other Financial Assets - Current		
Unbilled receivables		
Intermediate Holding Company		
GMR Infrastructure Limited	0.02	-
Holding Company		
GMR Airports Limited	0.01	-
Associates		
Delhi Airport Parking Services Private Limited	4.69	2.95
TIM Delhi Airport Advertising Private Limited	18.49	18.82
Celebi Delhi Cargo Terminal Management India Private Limited	19.66	18.06
Travel Food Services (Delhi Terminal 3) Private Limited	(0.12)	1.89
Joint Ventures		
Delhi Duty Free Services Private Limited	32.12	15.91
Delhi Aviation Services Private Limited	1.82	1.48
Fellow subsidiaries (including subsidiary companies of the ultimate/intermediate holding company)		
GMR Aviation Private Limited	0.02	0.01
GMR Air Cargo and Aerospace Engineering (Formerly known as GMR Aero Technic Limited)	0.02	0.02
GMR Energy Trading Limited	0.01	0.01
GMR Power and Urban Infra Limited	0.60	-
Joint Venture of Member of a Group of which DIAL is a Member		
GMR Kamalanga Energy Limited	-	0.01
Enterprises in respect of which the company is a joint venture		
Airports Authority of India	0.01	1.12
Other recoverable from related parties		
Joint Ventures		
Delhi Aviation Services Private Limited	0.10	0.05
Delhi Duty Free Services Private Limited	0.08	0.12
Associates		
Delhi Airport Parking Services Private Limited	0.05	0.15
Travel Food Services (Delhi Terminal 3) Private Limited	-	0.08
Celebi Delhi Cargo Terminal Management India Private Limited	0.10	0.18
TIM Delhi Airport Advertising Private Limited	0.59	0.68
Digi Yatra Foundation	0.16	0.16
Enterprises in respect of which the company is a joint venture		
Airports Authority of India (including advance to AAI paid under protest)	489.42	486.35



36 (b) Summary of balances with the above related parties are as follows:	March 31, 2022	March 31, 2021
Balance as at Date		
Fellow subsidiaries (including subsidiary companies of the ultimate/ Intermediate Holding Company)		
Kalinada SEZ Limited	-	0.11
GMR Goa International Airport Limited	0.27	0.27
GMR Pochampalli Expressways Limited	0.02	0.02
Joint Venture of Member of a Group of which DIAL is a Member		
GMR Megawide Cebu Airport Corporation	-	0.07
Advances recoverable in cash or kind		
Joint Ventures	6.82	-
GMR Bajoli Holi Hydropower Private Limited		
Provision against advance to AA1 paid under protest		
Enterprises in respect of which the Company is a joint venture	489.42	446.21
Airports Authority of India [refer note 35 (b) (i) & (ii)]		
Other Financial Assets - Current		
Non-Trade Receivables (including marketing fund)		
Intermediate Holding Company		
GMR Infrastructure Limited		
Holding Company	0.05	-
GMR Airports Limited		
Enterprises in respect of which the company is a joint venture	7.94	2.27
Airports Authority of India		
Fellow subsidiaries (including subsidiary companies of the ultimate/ Intermediate Holding Company)	0.11	0.01
GMR Energy Trading Limited	0.02	-
GMR Power and Urban Infra Limited		
Joint Venture of Member of a Group of which DIAL is a Member	0.46	0.72
GMR Warora Energy Limited	0.10	-
GMR Kamalanga Energy Limited	0.57	0.57
GMR Vemagiri Power Generation Limited		
Associates		0.05
Travel Food Services (Delhi Terminal 3) Private Limited	3.92	1.42
Celebi Delhi Cargo Terminal Management India Private Limited	0.45	0.25
TIM Delhi Airport Advertising Private Limited		
Joint Ventures		0.21
GMR Bajoli Holi Hydropower Private Limited		
Trade payable (including marketing fund)-Current		
Intermediate Holding Company	0.70	1.64
GMR Infrastructure Limited		
Holding Company	8.68	11.27
GMR Airports Limited		
Associates	0.25	-
TIM Delhi Airport Advertising Private Limited	0.28	-
Travel Food Services (Delhi Terminal 3) Private Limited		
Joint Ventures		5.97
Delhi Duty Free Services Private Limited		
GMR Bajoli Holi Hydropower Private Limited	0.03	-
Delhi Aviation Fuel Facility Private Limited		
Enterprises where significant influence of key Management personnel or their relative exists	0.01	-
GMR Varalakshmi Foundation		
Enterprises in respect of which the company is a joint venture		59.71
Fraport AG Frankfurt Airport Services Worldwide		
Fellow subsidiaries (including subsidiary companies of the ultimate/ Intermediate Holding Company)	7.70	5.67
Rasa Security Services Limited	0.01	-
GMR Energy Trading Limited	0.04	0.19
GMR Airport Developers Limited	0.01	-
GMR Hyderabad International Airport Limited	0.01	0.04
GMR Hospitality & Retail Limited		
Enterprises in respect of which the company is a joint venture	17.02	-
Airports Authority of India		
Other Financial Liabilities - Non Current		
Enterprises in respect of which the company is a joint venture	576.58	528.00
Airports Authority of India		
Remuneration payable to key managerial personnel		1.63
Mr. G. M. Rao		0.38
Mr. K. Narayana Rao		1.75
Mr. G.B.S. Raju		0.60
Mr. Indana Prabhakara Rao		
Other Financial Liabilities at amortised cost- Current		
Security Deposits from trade concessionaires		
Holding Company	0.01	-
GMR Airports Limited		
Associates	0.01	7.04
Celebi Delhi Cargo Terminal Management India Private Limited	0.01	0.01
Delhi Airport Parking Services Private Limited	0.77	0.75
TIM Delhi Airport Advertising Private Limited	0.61	0.63
Travel Food Services (Delhi Terminal 3) Private Limited		
Joint Ventures	1.19	0.40
Delhi Duty Free Services Private Limited	15.04	14.64
Delhi Aviation Services Private Limited		



36 (b) Summary of balances with the above related parties are as follows:	March 31, 2022	March 31, 2021
Balance as at Date		
Fellow subsidiaries (including subsidiary companies of the ultimate/ Intermediate Holding Company)		
GMR Aviation Private Limited	0.11	0.11
GMR Airport Developers Limited	4.13	-
GMR Air Cargo and Aerospace Engineering (Formerly known as GMR Aero Technic Limited)	0.22	0.23
Other Financial Liabilities at amortised cost - Non Current		
Security Deposits from trade concessionaires		
Holding Company		
GMR Airports Limited	-	0.01
Joint Ventures		
Delhi Aviation Fuel Facility Private Limited	43.69	38.89
Delhi Duty Free Services Private Limited	180.30	161.34
Associates		
Celebi Delhi Cargo Terminal Management India Private Limited	45.05	45.12
Delhi Airport Parking Services Private Limited	0.64	0.57
TIM Delhi Airport Advertising Private Limited	13.11	11.68
Travel Food Services (Delhi Terminal 3) Private Limited	4.83	3.41
Unearned Revenue		
Current		
Associates		
TIM Delhi Airport Advertising Private Limited	0.20	0.16
Travel Food Services (Delhi Terminal 3) Private Limited	0.22	0.32
Celebi Delhi Cargo Terminal Management India Private Limited	0.33	0.40
Joint Ventures		
Delhi Duty Free Services Private Limited	0.13	0.17
Fellow subsidiaries (including subsidiary companies of the ultimate/ Intermediate Holding Company)		
GMR Pochampalli Expressways Limited	0.02	0.01
GMR Air Cargo and Aerospace Engineering (Formerly known as GMR Aero Technic Limited)	-	0.01
Unearned Revenue		
Non-Current		
Associates		
Celebi Delhi Cargo Terminal Management India Private Limited	0.20	0.19
TIM Delhi Airport Advertising Private Limited	0.03	0.05
Travel Food Services (Delhi Terminal 3) Private Limited	0.04	0.07
Joint Ventures		
Delhi Duty Free Services Private Limited	0.01	0.02
Deferred Revenue		
Deferred Income on financial liabilities carried at amortised cost - Current		
Associates		
Delhi Airport Parking Services Private Limited	0.11	0.11
Celebi Delhi Cargo Terminal Management India Private Limited	7.59	8.08
TIM Delhi Airport Advertising Private Limited	1.59	1.61
Travel Food Services (Delhi Terminal 3) Private Limited	0.58	0.43
Joint Ventures		
Delhi Aviation Fuel Facility Private Limited	6.31	6.31
Delhi Duty Free Services Private Limited	13.48	13.55
Delhi Aviation Services Private Limited	0.13	0.51
Fellow subsidiaries (including subsidiary companies of the ultimate/ Intermediate Holding Company)		
GMR Air Cargo and Aerospace Engineering (Formerly known as GMR Aero Technic Limited)	0.02	0.02
GMR Airport Developers Limited	0.44	-
Deferred Revenue		
Deferred Income on financial liabilities carried at amortised cost - Non-Current		
Associates		
Delhi Airport Parking Services Private Limited	1.40	1.51
Celebi Delhi Cargo Terminal Management India Private Limited	89.85	94.11
TIM Delhi Airport Advertising Private Limited	11.58	13.14
Travel Food Services (Delhi Terminal 3) Private Limited	1.67	1.69
Joint Ventures		
Delhi Aviation Fuel Facility Private Limited	65.72	72.12
Delhi Duty Free Services Private Limited	18.43	32.00
Other Liabilities- Current		
Advance from Customers- Current		
Associates		
Travel Food Services (Delhi Terminal 3) Private Limited	0.21	-

Note: Balances below Rs. 50,000 have not been reported in the above disclosure due to rounding off procedures.

(This space has been intentionally left blank)



36 (c) Summary of transactions with the above related parties is as follows:	March 31, 2022	March 31, 2021
Transactions during the period		
Non-current investments		
Write off of Investment		
Subsidiary	0.10	-
Delhi Aerropolis Private Limited [refer note 35 (III) (ii) (e)]		
Security Deposits from trade concessionaires		
Security Deposits Received		
Holding Company	-	0.01
GMR Airports Limited		
Associates		19.09
Celebi Delhi Cargo Terminal Management India Private Limited	1.55	-
Travel Food Services (Delhi Terminal 3) Private Limited		
Fellow subsidiaries (including subsidiary companies of the ultimate/ Intermediate Holding Company)	4.58	-
GMR Airport Developers Limited		
Security Deposits from trade concessionaires		
Security Deposits Refunded		
Joint Ventures	-	46.79
Delhi Aviation Fuel Facility Private Limited		
Associates	-	0.42
Delhi Airport Parking Services Private Limited	9.08	-
Celebi Delhi Cargo Terminal Management India Private Limited		
Marketing Fund Billed		
Associates	0.93	0.48
Travel Food Services (Delhi Terminal 3) Private Limited		
Joint Ventures	5.97	2.66
Delhi Duty Free Services Private Limited		
Marketing Fund Utilised		
Associates	0.70	0.19
TIM Delhi Airport Advertising Private Limited	0.14	0.11
Travel Food Services (Delhi Terminal 3) Private Limited		
Joint Ventures	-	4.21
Delhi Duty Free Services Private Limited		
Utilization of advance from commercial property developers		
Fellow subsidiaries (including subsidiary companies of the ultimate/ Intermediate Holding Company)	-	0.67
GMR Airport Developers Limited		
Capital Work in Progress		
Fellow subsidiaries (including subsidiary companies of the ultimate/ Intermediate Holding Company)	8.54	8.14
GMR Airport Developers Limited	0.74	-
Raxa Security Services Limited		
Non-aeronautical revenue		
Intermediate Holding Company	2.20	0.42
GMR Infrastructure Limited		
Holding Company	1.43	1.31
GMR Airports Limited		
Joint Venture	38.61	38.60
Delhi Aviation Fuel Facility Private Limited	7.46	5.11
Delhi Aviation Services Private Limited	209.15	90.40
Delhi Duty Free Services Private Limited		
Associates	96.05	49.58
TIM Delhi Airport Advertising Private Limited	270.90	271.76
Celebi Delhi Cargo Terminal Management India Private Limited	23.69	12.26
Travel Food Services (Delhi Terminal 3) Private Limited	34.84	19.66
Delhi Airport Parking Services Private Limited		
Fellow subsidiaries (including subsidiary companies of the ultimate Holding Company)	0.08	0.08
GMR Aviation Private Limited	2.26	1.05
GMR Energy Trading Limited	1.08	0.75
GMR Air Cargo and Aerospace Engineering (Formerly known as GMR Aero Technic Limited)	1.16	3.24
GMR Pochanpalli Expressways Limited	0.58	-
GMR Power and Urban Infra Limited	0.28	-
Raxa Security Services Limited		
Joint Venture of Member of a Group of which DIAL is a Member	-	1.01
GMR Warora Energy Limited	2.26	2.07
GMR Kamalanga Energy Limited		
Aeronautical Revenue		
Fellow subsidiaries (including subsidiary companies of the ultimate/ Intermediate Holding Company)	0.03	0.07
GMR Aviation Private Limited		
Enterprises in respect of which the Company is a joint venture	0.01	0.02
Airports Authority of India		



36 (c) Summary of transactions with the above related parties is as follows:	March 31, 2022	March 31, 2021
Transactions during the period		
Other Income		
Dividend Income on Non-current Investments		
Joint Ventures	23.95	-
Delhi Duty Free Services Private Limited	-	2.77
Delhi Aviation Fuel Facility Private Limited	2.75	5.00
Delhi Aviation Services Private Limited	-	-
Associates	-	3.23
TIM Delhi Airport Advertising Private Limited	23.30	16.38
Celebi Delhi Cargo Terminal Management India Private Limited	-	-
Non-aeronautical - Income on Security Deposits		
Associates	0.11	0.13
Delhi Airport Parking Services Private Limited	1.64	1.55
TIM Delhi Airport Advertising Private Limited	7.98	8.27
Celebi Delhi Cargo Terminal Management India Private Limited	0.63	0.49
Travel Food Services (Delhi Terminal 3) Private Limited	-	-
Joint Ventures	6.40	6.80
Delhi Aviation Fuel Facility Private Limited	13.73	12.81
Delhi Duty Free Services Private Limited	1.56	1.41
Delhi Aviation Services Private Limited	-	-
Fellow subsidiaries (including subsidiary companies of the ultimate Holding Company)	0.03	0.03
GMR Air Cargo and Aerospace Engineering (Formerly known as GMR Aero Technic Limited)	0.00	-
GMR Airport Developers Limited	-	-
Interest Income-Others		
Associates	0.06	0.02
Delhi Airport Parking Services Private Limited	-	0.04
Travel Food Services (Delhi Terminal 3) Private Limited	-	-
Other Revenues		
Key managerial Remuneration paid/payable		
Short-term employee benefits*	5.07	5.07
Mr. G.M. Rao	1.96	1.46
Mr. K. Narayana Rao	4.31	4.32
Mr. G.B.S. Raju	2.42	2.27
Mr. Indana Prabhakara Rao	-	-
Annual Fee		
Enterprises in respect of which the Company is a joint venture	192.70	338.12
Airports Authority of India [refer note 35 (l) (h) & (i) & 42 (h)]	-	-
Advance to AAI paid under protest		
Enterprises in respect of which the Company is a joint venture	-	446.21
Airports Authority of India [refer note 35 (l) (h) & (i)]	-	-
Provision against advance to AAI paid under protest		
Enterprises in respect of which the Company is a joint venture	43.21	446.21
Airports Authority of India [refer note 35 (l) (h) & (i)]	-	-
Finance Cost- Interest expense on financial liability carried at amortised cost		
Associates	0.07	0.09
Delhi Airport Parking Services Private Limited	1.51	1.22
TIM Delhi Airport Advertising Private Limited	5.20	5.26
Celebi Delhi Cargo Terminal Management India Private Limited	0.61	0.44
Travel Food Services (Delhi Terminal 3) Private Limited	-	-
Joint Ventures	4.79	4.44
Delhi Aviation Fuel Facility Private Limited	19.84	15.83
Delhi Duty Free Services Private Limited	1.58	1.61
Delhi Aviation Services Private Limited	-	-
Fellow subsidiaries (including subsidiary companies of the ultimate/ Intermediate Holding Company)	0.03	0.03
GMR Air Cargo and Aerospace Engineering (Formerly known as GMR Aero Technic Limited)	-	-
Donations/ CSR Expenditure		
Enterprises where significant influence of key Management personnel or their relative exists	1.77	1.59
GMR Varalakshmi Foundation	-	-
Manpower hire charges		
Fellow subsidiaries (including subsidiary companies of the ultimate/ Intermediate Holding Company)	55.58	52.29
GMR Airport Developers Limited	-	-
Airport Operator fees		
Enterprises in respect of which the Company is a joint venture	50.14	108.21
Fraport AG Frankfurt Airport Services Worldwide	-	-
Professional & Consultancy expenses		
Enterprises in respect of which the Company is a joint venture	-	0.07
Fraport AG Frankfurt Airport Services Worldwide	-	-

* Managerial remuneration excludes provision for gratuity and compensated absences, since these are provided on the basis of an actuarial valuation for the Company as a whole.



36 (c) Summary of transactions with the above related parties is as follows:	March 31, 2022	March 31, 2021
Transactions during the period		
Corporate Cost Allocation		
Intermediate Holding Company	26.49	14.34
GMR Infrastructure Limited		
Holding Company	39.84	35.61
GMR Airports Limited		
Security related expenses		
Fellow subsidiaries (including subsidiary companies of the ultimate/ Intermediate Holding Company)	25.94	21.77
Raxa Security Services Limited		
Rise Charges-Equipments		
Fellow subsidiaries (including subsidiary companies of the ultimate/ Intermediate Holding Company)	0.04	0.41
Raxa Security Services Limited		
Utility Expenses		
Electricity charges		
Joint Ventures	88.65	117.11
GMR Bajoli Holi Hydropower Private Limited		
Electricity charges recovered		
Intermediate Holding Company	0.05	0.02
GMR Infrastructure Limited		
Joint Ventures	9.28	9.09
Delhi Duty Free Services Private Limited	12.44	7.36
Delhi Aviation Services Private Limited	-	0.01
GMR Bajoli Holi Hydropower Private Limited		
Associates	3.05	1.95
Delhi Airport Parking Services Private Limited	9.21	7.79
Celebi Delhi Cargo Terminal Management India Private Limited	3.76	2.26
TIM Delhi Airport Advertising Private Limited	8.96	5.43
Travel Food Services (Delhi Terminal 3) Private Limited		
Fellow subsidiaries (including subsidiary companies of the ultimate/ Intermediate Holding Company)	0.01	0.03
GMR Aviation Private Limited	0.03	0.18
GMR Energy Trading Limited	0.02	0.01
GMR Air Cargo and Aerospace Engineering (Formerly known as GMR Aero Technic Limited)	0.03	0.06
GMR Pochanpalli Expressways Limited		
Enterprises in respect of which the Company is a joint venture	14.75	14.27
Airports Authority of India		
Joint Venture of Member of a Group of which DIAL is a Member	-	0.08
GMR Warora Energy Limited	0.12	0.12
GMR Kamalanga Energy Limited		
Water charges recovered		
Joint Ventures	0.10	0.05
Delhi Aviation Services Private Limited	0.01	0.01
Delhi Duty Free Services Private Limited	-	0.01
GMR Bajoli Holi Hydropower Private Limited		
Associates	0.64	0.64
Delhi Airport Parking Services Private Limited	0.73	0.41
Travel Food Services (Delhi Terminal 3) Private Limited	3.80	3.77
Celebi Delhi Cargo Terminal Management India Private Limited		
Fellow Subsidiaries/ including subsidiary companies of the ultimate Holding Company)	0.01	0.01
GMR Energy Trading Limited		
Directors' sitting fees		
Key Management Personnel	0.02	0.05
Mr. R.S.S.L.N. Bhaskarudu	0.04	0.04
Ms. Siva Kameswari Vissa	0.01	0.02
Mr. Anil Kumar Pathak	0.02	0.05
Mr. N.C. Sarabeswaran	0.01	0.03
Mr. G. Subba Rao	0.01	0.01
Mr. Sriivas Bommidala	0.01	0.01
Mr. Grandhi Kiran Kumar	-	0.01
Mr. Anuj Agarwal (AAL)	0.00	-
Ms. Rubina Ali (AAL)	0.02	-
Mr. Amarthaluru Subba Rao	0.04	0.05
Mr. M. Ramachandran	-	-
Mr. K. Vinayaka Rao (AAL)	0.02	-
Dr. Bimandi Sankara Rao	-	-



36 (c) Summary of transactions with the above related parties is as follows:	March 31, 2022	March 31, 2021
Transactions during the period		
Expenses incurred by Company on behalf of related parties		
<u>Intermediate Holding Company</u>	0.02	0.02
GMR Infrastructure Limited		
<u>Holding Company</u>	2.21	3.75
GMR Airports Limited		
<u>Joint Ventures</u>	1.15	0.26
Delhi Aviation Services Private Limited	0.09	-
GMR Bajoli Holi Hydropower Private Limited	0.61	0.52
Delhi Duty Free Services Private Limited		
<u>Associates</u>	0.81	0.73
Celebi Delhi Cargo Terminal Management India Private Limited	0.81	0.76
TIM Delhi Airport Advertising Private Limited	0.63	0.85
Delhi Airport Parking Services Private Limited	0.63	0.58
Travel Food Services (Delhi Terminal 3) Private Limited	0.01	-
DIGI Yatra Foundation		
<u>Joint Venture of Member of a Group of which DIAL is a Member</u>	0.14	0.07
GMR Megawide CEBU Airport Corporation		
<u>Fellow subsidiaries (including subsidiary companies of the ultimate/ Intermediate Holding Company)</u>	0.34	-
GMR Hyderabad International Airport Limited	0.01	-
GMR Energy Trading Limited		
<u>Joint Venture of Member of a Group of which DIAL is a Member</u>	0.02	-
GMR Warora Energy Limited		0.02
GMR Venagiri Power Generation Limited	0.02	-
GMR Kamalanga Energy Limited		
<u>Recovery of Collection Charges</u>		
<u>Enterprises in respect of which the Company is a joint venture</u>	1.40	0.96
Airports Authority of India		
<u>Expenses incurred by related parties on behalf of Company</u>		
<u>Intermediate Holding Company</u>	-	0.02
GMR Infrastructure Limited		
<u>Holding Company</u>	0.32	0.36
GMR Airports Limited		
<u>Associates</u>	0.34	0.64
Travel Food Services (Delhi Terminal 3) Private Limited	0.04	-
Delhi Aviation Fuel Facility Private Limited		
<u>Fellow subsidiaries (including subsidiary companies of the ultimate/ Intermediate Holding Company)</u>	0.01	0.01
GMR Hyderabad International Airport Limited	-	0.03
GMR Airport Developers Limited	0.10	-
Kakinada SEZ Limited	0.06	-
GMR Hospitality & Retail Limited	-	0.02
GMR League Games Private Limited	-	0.03
Raxa Security Services Limited		
<u>Exceptional Items</u>		
<u>Joint Ventures</u>	33.37	-
Provision for diminution in value of non-current investment [Refer Note 35 (III)(ii)(b)]		

Note: Transactions below Rs. 50,000 have not been reported in the above disclosure due to rounding off procedures.

(This space has been intentionally left blank)



Delhi International Airport Limited

CIN. U63033DL2006PLC146936

Notes to the standalone financial statements for the year ended March 31, 2022

(All amounts in Rupees crore, except otherwise stated)

36 (d) Interest in significant investment in subsidiary, joint ventures and associates:

Name of Entities	Relationship	Ownership interest	Date of incorporation	Country of incorporation
Delhi Aerotropolis Private Limited [refer note 35 (III) (ii) (e)]*	Subsidiary	100.00%	May 22, 2007	India
Celebi Delhi Cargo Terminal Management India Private Limited	Associate	26.00%	June 18, 2009	India
Delhi Duty Free Services Private Limited	Joint Venture	49.90%	July 07, 2009	India
Delhi Airport Parking Services Private Limited	Associate	49.90%	February 11, 2010	India
Travel Food Services (Delhi Terminal 3) Private Limited	Associate	40.00%	December 04, 2009	India
TIM Delhi Airport Advertising Private Limited	Associate	49.90%	June 01, 2010	India
DIGI Yatra Foundation	Associate	22.20%	February 20, 2019	India
GMR Bajoli Holi Hydropower Private Limited [Refer note 35 (III) (ii) (h)]	Joint Venture	20.14%	September 11, 2017	India
Delhi Aviation Fuel Facility Private Limited	Joint Venture	26.00%	August 11, 2009	India
Delhi Aviation Services Private Limited	Joint Venture	50.00%	June 28, 2007	India

* During the year ended March 31, 2022, Delhi Aerotropolis Private Limited has been struck off in Registrar of Companies and now stand dissolved.

Terms and Condition of transaction with related parties:

Outstanding balances at the reporting date are secured/ unsecured and settlement occurs in cash. For the year ended March 31, 2022, the Company has written off investment in Delhi Aerotropolis Private Limited for Rs. 0.10 crores as it has been struck off and also created a provision for diminution in its investment in GMR Bajoli Holi Hydropower Private Limited for Rs. 33.37 crores. (March 31, 2021: Nil). This assessment is undertaken in each financial year through examining the financial position of the related party and the market in which the related party operates.

Commitments with related parties:

The commitments in respect of related parties are provided in note 35(III)(ii) above, forming part of these financial statements.

Transactions with key management personnel

The transaction with key management personnel includes the payment of directors sitting fees and managerial remuneration, which are provided in note 36(c) above. There are no other transactions with Key management personnel.



Delhi International Airport Limited

CIN. U63033DL2006PLC146936

Notes to the standalone financial statements for the year ended March 31, 2022

(All amounts in Rupees crore, except otherwise stated)

37. Segment Information

The Company has only one reportable business segment, which is operation of airport and providing allied services and operates in a single business segment. Accordingly, the amounts appearing in the financial statements relate to the Company's single business segment.

Major customers: There is no major customer exceeding 10% of the total revenue in current year (March 31, 2021: Revenue from one customer of the Company was approximately Rs. 271.76 crore of the Company's total revenues).

38. Fair Values

The carrying amount of all financial assets and liabilities (except for certain other financial assets and liabilities, i.e. "Instruments carried at fair value") appearing in the financial statements is reasonable approximation of fair values. Such investments carried at fair value are disclosed below:

Particulars	Carrying value		Fair value	
	As at March 31, 2022	As at March 31, 2021	As at March 31, 2022	As at March 31, 2021
Financial Assets				
Investment in mutual fund	357.90	744.84	357.90	744.84
Cash flow hedges-Call spread option	723.01	872.41	723.01	872.41
Total	1,080.91	1,617.25	1,080.91	1,617.25
Financial Liabilities (carried at amortised cost)				
Security Deposits from trade concessionaires	654.26	627.28	674.35	638.11
Security Deposits from commercial property developers	182.44	15.99	187.40	16.74
Total	836.71	642.27	861.75	654.85

Assumption used in estimating the fair values:

The fair value of the financial assets and liabilities is included at the amount at which the instrument could be exchanged in a current transaction between willing parties, other than in a forced or liquidation sale. The following methods and assumption were used to estimate the fair values:

The Company enters into derivative financial instruments with various counterparties, principally financial institutions with investment grade credit ratings. Derivatives are valued using valuation techniques, which employs the use of market observable inputs. The most frequently applied valuation techniques include forward pricing and swap models, using present value calculations. The models incorporate various inputs including the credit quality of counterparties, foreign exchange spot and forward rates, yield curves of the respective currencies, currency basis spreads between the respective currencies, interest rate curves and forward rate curves of the underlying commodity. As at March 31, 2022, the marked-to-market value of derivative asset positions is net of a credit valuation adjustment attributable to derivative counterparty default risk.



39. Fair value hierarchy

The following table provides the fair value measurement hierarchy of the Company's assets and liabilities.

Quantitative disclosures fair value measurement hierarchy for assets and liabilities as at March 31, 2022:

	Fair value measurement using				
	Date of valuation	Total	Market prices in active markets (Level 1)	Significant observable inputs (Level 2)	Significant unobservable inputs (Level 3)
Assets measured at fair value					
Investment in mutual fund	March 31, 2022	357.90	357.90	-	-
Cash flow hedges- Call spread option	March 31, 2022	723.01	-	723.01	-
Total		1,080.91	357.90	723.01	-

There have been no transfers between Level 1, Level 2 and Level 3 during the year.

Quantitative disclosures fair value measurement hierarchy for assets and liabilities as at March 31, 2021 :

	Fair value measurement using				
	Date of valuation	Total	Market prices in active markets (Level 1)	Significant observable inputs (Level 2)	Significant unobservable inputs (Level 3)
Assets measured at fair value					
Investment in mutual fund	March 31, 2021	744.84	744.84	-	-
Cash flow hedges- Call spread option	March 31, 2021	872.41	-	872.41	-
Total		1,617.25	744.84	872.41	-

There have been no transfers between Level 1, Level 2 and Level 3 during the year.

40. Risk Management**Financial risk management objectives and policies**

The Company's principal financial liabilities, other than derivatives, comprise loans and borrowings, security deposits and trade and other payables. The main purpose of these financial liabilities is to finance the Company's operations and to provide guarantees to support its operations. The Company's principal financial assets include loans, trade and other receivables, and cash and cash equivalents that derive directly from its operations. The Company also enters into derivative transactions.



Delhi International Airport Limited

CIN. U63033DL2006PLC146936

Notes to the standalone financial statements for the year ended March 31, 2022

(All amounts in Rupees crore, except otherwise stated)

The Company is exposed to market risk, credit risk and liquidity risk. The Company's senior management oversees the management of these risks. The Company's financial risk activities are governed by appropriate policies and procedures and that financial risks are identified, measured and managed in accordance with the Company's policies and risk objectives. All derivative activities for risk management purposes are carried out by senior management team that have the appropriate skills, experience and supervision. It is the Company's policy that no trading in derivatives for speculative purposes may be undertaken. The Board of Directors reviews and agrees policies for managing each of these risks, which are summarised below:

Market risk

Market risk is the risk that the fair value of future cash flows of a financial instrument will fluctuate because of changes in market prices. Market risk comprises of interest rate risk and currency risk. Financial instruments affected by market risk include loans and borrowings, deposits and derivative financial instruments.

The sensitivity analysis in the following sections relate to the position as at March 31, 2022 and March 31, 2021:

The sensitivity analyses have been prepared on the basis that the amount of net debt, the ratio of fixed to floating interest rates of the debt and derivatives and the proportion of financial instruments in foreign currencies are all constant and on the basis of hedge designations in place at March 31, 2022.

The analyses exclude the impact of movements in market variables on: the carrying values of gratuity and other post-retirement obligations; provisions; and the non-financial assets and liabilities of foreign operations. The analysis for the contingent consideration liability is provided in Note 35 (I).

The following assumptions have been made in calculating the sensitivity analyses:

- The sensitivity of the relevant profit or loss item is the effect of the assumed changes in respective market risks. This is based on the financial assets and financial liabilities held at March 31, 2022 and March 31, 2021.

Interest rate risk

Interest rate risk is the risk that the fair value or future cash flows of a financial instrument will fluctuate because of changes in market interest rates. The Company is not exposed to risk of changes in market interest rates as the borrowings of the Company are at fixed rate of interest.

Foreign currency risk

Foreign currency risk is the risk that the fair value or future cash flows of an exposure will fluctuate because of changes in foreign exchange rates. The Company's exposure to the risk of changes in foreign exchange rates relates primarily to the foreign currency borrowings taken from banks. However, the Company has hedged its borrowing through call spread option.

Cash flow hedges

Foreign exchange call spread options measured at fair value through OCI are designated as hedging instruments in cash flow hedges to hedge the USD INR conversion rate volatility with reference to the cash outflows on settlement of its borrowings designated in USD.



Delhi International Airport Limited

CIN. U63033DL2006PLC146936

Notes to the standalone financial statements for the year ended March 31, 2022

(All amounts in Rupees crore, except otherwise stated)

The fair value of foreign exchange call spread option varies with the changes in foreign exchange rates and repayment of future premium.

Particulars	March 31, 2022		March 31, 2021	
	Assets	Liabilities	Assets	Liabilities
Cash flow hedges-Call spread option	723.01	-	872.41	-

As at March 31, 2022 the USD spot rate is above the USD call option strike price for all call spread options of USD 1,022.26 million. Accordingly, an amount of Rs. 304.84 crore of foreign exchange loss has been transferred to Cash flow hedge reserve from statement of profit and loss to neutralize the impact of Foreign exchange loss included in standalone statement of profit and loss. Further, net loss of Rs 1.05 crores has been reclassified to standalone statement of profit and loss on settlement of USD 288.75 million call spread option.

As at March 31, 2021, the USD spot rate is above the USD call option strike price for all call spread options of USD 1311.35 million. Accordingly, an amount of Rs. 335.94 crore of foreign exchange gain has been transferred to Cash flow hedge reserve from statement of profit and loss to neutralize the impact of Foreign exchange gain included in standalone statement of profit and loss.

Foreign currency sensitivity

The following tables demonstrate the sensitivity to a reasonably possible change in foreign currency exchange rates, with all other variables held constant. The impact on the Company's profit/ (loss) before tax is due to changes in the fair value of liabilities including non-designated foreign currency derivatives. The impact on the Company's pre-tax equity is due to changes in the fair value of forward exchange contracts designated as cash flow hedges and Interest rate swap. The Company's exposure to foreign currency changes for all other currencies is not material.

	March 31, 2022	March 31, 2021
	Impact on profit/ (loss) before tax	
USD Sensitivity		
INR/USD- Increase by 5%	(2.90)	(5.12)
INR/USD- decrease by 5%	2.90	5.12
EURO Sensitivity		
INR/EURO- Increase by 5%	(0.15)	(0.20)
INR/EURO- decrease by 5%	0.15	0.20
GBP Sensitivity		
INR/GBP Increase by 5%	(0.02)	(0.02)
INR/GBP- decrease by 5%	0.02	0.02
SGD Sensitivity		
INR/SGD Increase by 5%	-	(0.01)
INR/SGD- decrease by 5%	-	0.01



Delhi International Airport Limited

CIN. U63033DL2006PLC146936

Notes to the standalone financial statements for the year ended March 31, 2022

(All amounts in Rupees crore, except otherwise stated)

Liquidity risk

The Company monitors its risk of a shortage of funds on a regular basis. The Company's objective is to maintain a balance between continuity of funding and flexibility through the use of bank overdrafts, bank loans and finance leases. Rs. 22 crores of the Company's debt will mature in less than one year at March 31, 2022 (March 31, 2021: Rs. 2,111.05 crore) based on the carrying value of borrowings reflected in the financial statements. The Company assessed the concentration of risk with respect to refinancing its debt and concluded it to be low.

The table below summarises the maturity profile of the Company's financial liabilities based on contractual undiscounted payments:

Particulars	On demand	Less than 3 months	3 to 12 months	1 to 5 years	> 5 years	Total
As at March 31, 2022						
Borrowings* (including current maturities)	-	-	-	7,218.02	3,789.62	11,007.64
Current borrowings	-	22.00	-	-	-	22.00
Trade payables	-	306.64	-	-	-	306.64
Lease liability	-	1.34	3.83	11.67	-	16.84
Other financial liabilities	31.15	1,164.74	250.66	328.12	3028.24	4,802.91
Total	31.15	1,494.72	254.49	7,557.81	6,817.86	16,156.03
As at March 31, 2021						
Borrowings* (including current maturities)	-	770.74	1,340.31	3,257.10	7,476.23	12,844.38
Current borrowings	-	48.75	216.00	-	-	264.75
Trade payables	-	365.30	-	-	-	365.30
Lease liability	-	1.31	3.98	16.84	-	22.13
Other financial liabilities	32.05	281.55	279.54	350.52	2,323.83	3,267.49
Total	32.05	1467.65	1839.83	3624.46	9,800.06	16,764.05

*For range of interest, repayment schedule and security details refer note 16.

Credit Risk

Credit risk is the risk that counterparty will not meet its obligations under a financial instrument or customer contract, leading to a financial loss. The Company is exposed to credit risk from its operating activities (primarily trade receivables and other financial assets) and from its financing activities, including deposits with banks and financial institutions, foreign exchange transactions and other financial instruments.

Trade receivables- Customer credit risk is managed by Company subject to the Company's established policy, procedures and control relating to customer credit risk management. Credit quality of a customer is assessed based on an extensive credit rating scorecard and individual credit limits are defined in accordance with this assessment. Outstanding customer receivables are regularly monitored and any services to major customers are generally covered by bank guarantee or other forms of credit assurance.



Delhi International Airport Limited

CIN. U63033DL2006PLC146936

Notes to the standalone financial statements for the year ended March 31, 2022

(All amounts in Rupees crore, except otherwise stated)

Financial instruments and cash deposits- Credit risk from balances with banks and financial institutions is managed by the Company's treasury department in accordance with the Company's policy. Investments of surplus funds are made only with approved counterparties and within credit limits assigned to each counter party. Counterparty credit limits are reviewed by the Company's senior management on regular basis, and may be updated throughout the year. The limits are set to minimise the concentration of risks and therefore mitigate financial loss through counterparty's potential failure to make payments.

The Company's maximum exposure to credit risk for the components of the balance sheet at March 31, 2022 and March 31, 2021 is the carrying amounts of Trade Receivables.

Collateral

As at March 31, 2022 the security provided to NCD's, bond holders, hedge providers and working capital facilities is as below;

- (i) A first ranking pari passu charge/ assignment of all insurance policies, contractors' guarantees and liquidated damages to the maximum extent permissible under the OMDA and the Escrow Account Agreement;
- (ii) A first ranking pari passu charge/assignment of all the rights; titles, permits, approvals and interests of the Borrower in, to and in respect of the Project Documents, in accordance with and to the maximum extent permitted under the OMDA and the Escrow Account Agreement;
- (iii) A first ranking pari passu charge on all the revenues / receivables of the Borrower (excluding dues to the Authority) subject to the provisions of the Escrow Account Agreement and the OMDA.



(This space has been intentionally left blank)



Delhi International Airport Limited

CIN. U63033DL2006PLC146936

Notes to the standalone financial statements for the year ended March 31, 2022

(All amounts in Rupees crore, except otherwise stated)

41. Capital management


For the purpose of the Company's capital management, capital includes issued equity capital, and all other equity reserves attributable to the equity holders of the Company. The primary objective of the Company's capital management is to maximise the shareholder value.

The Company manages its capital structure and makes adjustments in light of changes in economic conditions and the requirements of the financial covenants. To maintain or adjust the capital structure, the Company may adjust the dividend payment to shareholders, return capital to shareholders or issue new shares. The Company monitors capital using a gearing ratio, which is total net debt divided by total equity plus total net debt. The Company's policy is to keep the gearing ratio below 80%, which is reviewed at end of each financial year.

	March 31, 2022	March 31, 2021
Long term borrowings (including current maturities)	10,960.76	12,776.57
Current borrowings	22.00	264.75
Total Borrowings (I)	10,982.76	13,041.32
Less:		
(i) Cash and cash equivalents	1,282.93	3,334.20
(ii) Bank balance other than cash and cash equivalents	216.63	449.80
(iii) Current investments	775.65	1,210.57
Total cash & investments (II)	2,275.21	4,994.57
Net debts (A)= I-II	8,707.55	8,046.75
Share Capital	2,450.00	2,450.00
Other Equity	(77.89)	104.82
Total Equity (B)	2,372.11	2,554.82
Total equity and total net debts (C=A+B)	11,079.66	10,601.57
Gearing ratio (%) (A/C)	78.59%	75.90%

In order to achieve this overall objective, the Company's capital management, amongst other things, aims to ensure that it meets financial covenants attached to the interest-bearing loans and borrowings that define capital structure requirements. There have been no breaches in the financial covenants of any interest-bearing loans and borrowing in the current period.

No changes were made in the objectives, policies or processes for managing capital during the years ended March 31, 2022 and March 31, 2021.



42. Other Disclosures

- (a) AERA DF Order No. 28/2011-12, 30/2012-13 and AERA tariff order No. 03/2012-13 and 57/2020-21 on determination of Aeronautical Tariff; issued on November 14, 2011, December 28, 2012, April 24, 2012 and December 30, 2020 respectively

AERA has issued tariff order no 57/2020-21 for third control period ("CP3") starting from April 1, 2019 to March 31, 2024 on December 30, 2020 allowing DIAL to continue with BAC+10% tariff for the balance period of third control period. AERA has also allowed compensatory tariff in lieu of Fuel Throughput Charges w.e.f. February 01, 2021 for the balance period of third control period. DIAL had also filed an appeal against some of AERA's decision in third control period order on January 29, 2021 with TDSAT.


DIAL's appeal against the second control period ("CP2") is pending before the TDSAT and the same is still to be heard which shall be heard in due course. Also, DIAL in respect of TDSAT order against first Control period appeal dated April 23, 2018 has filed a limited appeal in the Hon'ble Supreme Court of India on July 21, 2018 and same is still to be heard.

TDSAT at the request of AERA and concurred by DIAL has agreed and tagged CP2 appeal with CP3 appeal. The matter is being sub judice at TDSAT.

- (b) The Company has a receivable of Rs. 28.58 crore as at March 31, 2022 (March 31, 2021: Rs. 196.31 crores) (including unbilled receivables) from Air India Limited and its subsidiaries namely Indian Airlines Limited, Airline Allied Services Limited and Air India Express Limited collectively referred as 'Air India'. The Air India is privatized w.e.f. January 27, 2022 and control is transferred to Tata Sons by Government of India. During the year ended March 31, 2022, the Company has received Rs. 148.16 crores (including GST) towards interest agreed to be paid by Air India Limited. Pursuant to the interest settlement with Air India during the year ended March 31, 2022, the company has reversed interest receivable of Rs 19.90 crores in statement of profit & loss and shown as part of exceptional item. In view of continuous reduction in the overdue quarter on quarter, the Company considers its due from Air India as good and fully recoverable.

- (c) Particulars of un-hedged and un-discounted foreign currency exposure as at the reporting date are as under:

Particulars	March 31, 2022			March 31, 2021		
	Amount (Rs. in Crores)	Currency	Foreign Currency in Crores	Amount (Rs. in Crores)	Currency	Foreign Currency in Crores
Trade Payables	2.92	EUR	0.03	4.00	EUR	0.05
	0.43	GBP	0.00	0.44	GBP	0.00
	-	SGD	-	0.15	SGD	0.00
	1.92	USD	0.03	24.35	USD	0.33
	0.04	AUD	0.00	0.03	AUD	0.00
	0.03	AED	0.00	0.03	AED	0.00
Other Current Financial Liabilities	55.61	USD	0.73	78.04	USD	1.07



Delhi International Airport Limited

CIN. U63033DL2006PLC146936

Notes to the standalone financial statements for the year ended March 31, 2022

(All amounts in Rupees crore, except otherwise stated)

Closing exchange rates in Rs:

Currency	March 31, 2022	March 31, 2021
EUR	84.220	85.750
GBP	99.455	100.753
SGD	55.970	54.350
USD	75.793	73.110
AUD	56.743	55.703
AED	20.635	19.905

(d) Additional information :**i) Earnings in foreign currency (On accrual basis, excluding service tax/GST)**

Particulars	For the year ended March 31, 2022	For the year ended March 31, 2021
Aeronautical Services (Revenue from airlines)	25.18	7.48

ii) CIF value of imports (On accrual basis)

Particulars	For the year ended March 31, 2022	For the year ended March 31, 2021
Import of capital goods	0.94	10.95
Import of stores and spares	0.90	1.08
Total	1.84	12.03

iii) Expenditure in foreign currency charged to statement of profit & loss (On accrual basis)

Particulars	For the year ended March 31, 2022	For the year ended March 31, 2021
Interest on borrowings	330.97	384.78
Professional and consultancy expenses	15.87	4.77
Finance costs	0.89	15.53
Other expenses	0.88	9.25
Travelling and Conveyance	2.73	0.60
Total	351.34	414.93



Delhi International Airport Limited

CIN. U63033DL2006PLC146936

Notes to the standalone financial statements for the year ended March 31, 2022**(All amounts in Rupees crore, except otherwise stated)**

iv) Expenditure in foreign currency capitalised/ debited in borrowings/ debited in other borrowing cost to the extent not amortised (On accrual basis)

Particulars	For the year ended March 31, 2022	For the year ended March 31, 2021
Interest on borrowings	253.81	252.21
Professional and consultancy expenses	5.94	4.07
Finance costs (Other borrowing cost including amount debited in borrowings/ debited in other borrowing cost to the extent not amortised)*	0.17	38.68
Total	259.92	294.96

*Previous year amount includes Rs.12.14 crore debited in other borrowing cost to the extent not amortised.

v) Consumption of stores and spares during the year:

Particulars	For the year ended March 31, 2022		For the year ended March 31, 2021	
	%	Amount	%	Amount
Imported	4.22	1.02	9.56	1.73
Indigenous	95.78	23.16	90.44	16.36
Total	100.00	24.18	100.00	18.09

vi) Consumption of capital spares during the year:

Particulars	For the year ended March 31, 2022		For the year ended March 31, 2021	
	%	Amount	%	Amount
Imported	60.52	1.21	60.25	1.17
Indigenous	39.48	0.79	39.75	0.77
Total	100.00	2.00	100.00	1.94

(e) The Company has received Advance Development Costs (ADC) from various Developers at Commercial Property District towards facilitating the development of common infrastructure there in. As per the term of the agreement, the Company will facilitate the development of common infrastructure upon receipt of advance towards development cost in accordance with the instructions and specifications in the agreement. Further, the Company has no right to escalate the development cost and in case the Company towards development of any infrastructure facility does not utilize any portion of the advance development cost, the same shall be returned to the Developers upon earlier of the expiry of the initial term of agreement or upon termination of the development agreement. The status of fund balance is as below:

Particulars	As at March 31, 2022	As at March 31, 2021
ADC Funds Received *	848.85	680.14
Funds Utilized for Common Infrastructure Development (including refund of ADC)	637.39	614.72
Fund Balance disclosed under "other liabilities"	211.46	65.42

* During the year March 31, 2022, the company has received Rs 168.71 crores for common infrastructure development from Developers.



Delhi International Airport Limited

CIN. U63033DL2006PLC146936

Notes to the standalone financial statements for the year ended March 31, 2022

(All amounts in Rupees crore, except otherwise stated)


- (f) Based on the legal opinion taken, the management is of the view that the Annual Fee payable to AAI should be based upon "Revenue" as defined under OMDA instead of on Gross Receipts credited to the statement of profit and loss (with certain exclusions). The matter is in dispute with the AAI and pending with arbitration tribunal, currently annual fee to AAI is being paid under protest on similar basis as was being paid earlier. Both the parties have completed its final arguments in arbitration proceedings and the matter is reserved for passing of Award.
- (g) The Company is collecting "Marketing Fund" at a specified percentage from various concessionaires as per the agreement with respective concessionaires and to be utilized towards sales promotional activities as defined in such agreements in accordance with the Marketing Fund policy adopted by the Company. As at March 31, 2022, the Company has accounted for Rs. 196.30 crore (March 31, 2021: Rs. 181.07 crore) towards such Marketing Fund and has incurred expenditure amounting to Rs. 155.66 crore (March 31, 2021: Rs. 129.34 crore) (net of income on temporary investments) till March 31, 2022 from the amount so collected. The balance amount of Rs. 40.63 crore pending utilization as at March 31, 2022 (March 31, 2021: Rs. 51.72 crore) against such sales promotion activities is included under "Other current liabilities" as specific fund to be used for the purposes to be approved by the Marketing fund committee constituted for this purpose as per Marketing Fund Policy.
- (h) The Company is of the view that certain income/ credits arising on adoption of Ind-AS were not in contemplation of parties in April 2006 when this Concession Agreement i.e. OMDA was signed / entered. Further, these income/credits in Statement of Profit and Loss do not represent receipts from business operations from any external sources and therefore, these incomes/credits should not form part of "Revenue" as defined in OMDA for the purpose of calculating monthly annual fee (MAF) payable to AAI. Accordingly, the Company, based on legal opinion has provided the MAF to AAI based on Revenue as per the Ind AS financial statements after adjusting such incomes/credits. Detail of such incomes / credits are as under :

Description	Incomes forming part of	For the year ended March 31, 2022	For the year ended March 31, 2021
Construction income from commercial property developers	Other operating income	9.11	14.30
Discounting on fair valuation of deposits taken from commercial property developers	Other operating income	36.40	31.80
Discounting on fair valuation of deposits taken from concessionaires	Sale of services – Non Aeronautical	71.41	71.03
Discounting on fair valuation of deposits given	Other income	0.98	0.20
Significant financing component on revenue from contract with customers	Sale of services – Non Aeronautical	-	1.89

However, the Company has accrued revenue on straight line basis, in accordance with Ind AS 116, Annual fee on this revenue is also provided which is payable to AAI in future years on actual realization of revenue as below:

Description	For the year ended March 31, 2022	For the year ended March 31, 2021
Revenue from Operations	419.00	735.21
Annual Fees to AAI	192.70	338.12

Further, the Company has also provided the "Airport Operator Fees" included in "Other expenses" based on "Gross revenue" for the last financial year, after excluding the income/ credits from above transactions.



Delhi International Airport Limited

CIN. U63033DL2006PLC146936

Notes to the standalone financial statements for the year ended March 31, 2022

(All amounts in Rupees crore, except otherwise stated)

- (i) As per the transfer pricing rules prescribed under the Income tax act, 1961, the Company is examining the domestic and international transactions and documentation in respect thereof to ensure compliance with the said rules. The management does not anticipate any material adjustment with regard to the transactions during year ended March 31, 2022.
- (j) The Hon'ble Orissa High Court vide Judgement in W.P. No.20463/2018, in the case of Safari Retreats Private Limited, observed that the GST provisions w.r.t input tax credit allowability in respect of Civil work are not in line with the objective of the Act, and accordingly, held that if an assessee is required to discharge GST on the rental income, it is eligible to avail the Input Tax Credit (ITC) of GST w.r.t. civil work. DIAL (the company) is engaged in rendering output supplies which is in the nature of letting out space/ facilities to various airline operators and other parties/concessionaires, against consideration, known by different nomenclatures and the same is subject to GST. Hence, the company has availed the GST ITC in respect of the costs for civil work incurred as part of the Phase 3A expansion project and regular operations, upon application of the said judicial pronouncement. Further, department has filed an appeal in Hon'ble Supreme Court of India against the judgement of Hon'ble Orissa High Court. Pending outcome of judgement of Hon'ble Supreme Court of India, considering the judgement of Hon'ble Orissa High Court and based on the opinion obtained by the Company in this regard, the Management is of the view that GST ITC in respect of such civil work is eligible to be availed by the Company. Having regard to the same, GST ITC amounting to Rs. 754.78 crores (March 31, 2021: Rs.477.62 crores) has been claimed in GST return and lying as balance to GST ITC unutilised kept in separate ledger in the books of accounts. Also an intervention application has been filed by DIAL before Hon'ble Supreme Court of India in the matter of appeal filed by the department against Judgement of Orissa High Court in the matter.

Further a Writ Petition has also been filed by the company in the matter before Delhi High Court on July 10, 2020, for ITC claim to be allowed of GST in respect of the civil works i.e. works contract service and goods and services received by the company for construction of immovable property used for providing output taxable supplies. The writ was heard by the Hon'ble High Court on July 29, 2020 and has issued notice to the respondents. Accordingly, the matter was heard on various dates and next date of hearing has been fixed on May 06, 2022.

(k) Leases**Company as lessee**

The Company has taken office and residential space, information technology equipment under lease arrangements. Office premises are obtained on lease for terms ranging from 0-10 years and are renewable upon agreement of both the Company and the lessor. There are no sub leases. The lease payment for the year (excluding taxes) is Rs. 6.93 crore (March 31, 2021 Rs. 6.94 crore).

Right of use assets:

Particulars	March 31, 2022 (Rs. in crore)	March 31, 2021 (Rs. in crore)
Opening Right of use assets	18.04	14.10
Additions during the year	-	11.31
Deletions/ adjustment	-	(3.64)
Depreciation during the year	(5.78)	(3.73)
Closing Right of use assets	12.26	18.04



Delhi International Airport Limited

CIN. U63033DL2006PLC146936

Notes to the standalone financial statements for the year ended March 31, 2022

(All amounts in Rupees crore, except otherwise stated)

Lease liability:

Particulars	March 31, 2022 (Rs. in crore)	March 31, 2021 (Rs. in crore)
Opening Lease liability	18.01	14.57
Additions	-	11.31
Deletions/ adjustment	-	(3.64)
Interest for the year	1.68	1.59
Repayment made during the year	(5.29)	(5.82)
Closing Lease liability	14.40	18.01

Maturity profile of Lease liability:

Particulars	within 1 year	1-3 years	3-5 years	Above 5 years	Total
Year ended March 31, 2022					
Lease payments	3.89	9.35	1.16	-	14.40
Interest payments	1.27	1.15	0.02	-	2.44
Year ended March 31, 2021					
Lease payments	3.61	8.36	6.04	-	18.01
Interest payments	1.68	2.10	0.34	-	4.12

Following amount has been recognised in statement of profit and loss account:

Particulars	March 31, 2022	March 31, 2021
Depreciation on right of use asset	5.78	3.73
Interest on lease liabilities	1.68	1.59
Expenses related to low value assets and short term lease (included under other expenses)	0.59	1.24
Total amount recognized in statement of profit & loss account	8.05	6.56

Operating lease: Company as lessor

The Company has sub-leased land and space to various parties under operating leases. The leases have varying terms, escalation clauses and renewal rights.

The lease rentals received during the year (included in note 23) and future minimum rentals receivable under non-cancellable operating leases are as follows:

Particulars	March 31, 2022	March 31, 2021
Income Received during the year	493.69	305.66
Receivables on non- cancelable leases		
Not later than one year	577.68	704.37
Later than one year but not later than five year	2,558.78	3,044.42
Later than five year	24,559.90	33,865.09



(This space has been intentionally left blank)



Delhi International Airport Limited

CIN. U63033DL2006PLC146936

Notes to the standalone financial statements for the year ended March 31, 2022

(All amounts in Rupees crore, except otherwise stated)

(l) Revenue

For the year ended March 31, 2022, revenue from operations includes Rs. 30.86 crore (March 31, 2021: Rs. 90.74 crore) from the contract liability balance at the beginning of the period.

The Company's revenue from operations disaggregated by primary geographical markets is as follows:

March 31, 2022				
Particulars	Aeronautical	Non-aeronautical	Others	Total
India	627.40	1,657.98	628.69	2,914.07
Outside	-	-	-	-
Total	627.40	1,657.98	628.69	2,914.07

March 31, 2021				
Particulars	Aeronautical	Non-aeronautical	Others	Total
India	399.99	1,278.20	745.28	2,423.47
Outside	-	-	-	-
Total	399.99	1,278.20	745.28	2,423.47

The Company's revenue from operations disaggregated by pattern of revenue recognition is as follows:

March 31, 2022				
Particulars	Aeronautical	Non-aeronautical	Others	Total
Services rendered at a point in time	581.37	-	-	581.37
Services transferred over time	46.03	1,657.99	628.69	2,332.70
Total	627.40	1,657.98	628.69	2,914.07

March 31, 2021				
Particulars	Aeronautical	Non-aeronautical	Others	Total
Services rendered at a point in time	333.53	-	-	333.53
Services transferred over time	66.46	1,278.20	745.28	2,089.94
Total	399.99	1,278.20	745.28	2,423.47

Reconciliation of revenue from operation recognised in the statement of profit and loss with the contracted price:

Particulars	March 31, 2022	March 31, 2021
Revenue as per contracted price	2,914.07	2,421.58
Adjustments:		
- Significant financing component	-	1.89
Total	2,914.07	2,423.47

- (m) DIAL has entered into Development agreements with five developers collectively referred as Bharti Reality SPV's ("Developers") on March 28, 2019 ("Effective date") granting the Developers the right during the term for developing 4.89 million square feet commercial space from the Effective Date subject to the receipt of applicable permits. As per the terms of Development agreements, DIAL is entitled to receive interest free refundable security deposit ("RSD"), advance development cost ("ADC") and the annual lease rent ("ALR") in certain manner and at certain times as stated in the respective development agreements.

With respect to the receipt of applicable permits, the approval of Concept Master Plan ("CMP") was received from Delhi Urban Art Commission (DUAC) in March 2021. Thereafter, a sudden surge in Covid-19 cases emerged in India affecting the entire economy. Accordingly, DIAL was not in a position to effectuate the transaction and seek payment of ALR, balance amount of RSD and ADC from the Developers until August 2021.



Delhi International Airport Limited

CIN. U63033DL2006PLC146936

Notes to the standalone financial statements for the year ended March 31, 2022

(All amounts in Rupees crore, except otherwise stated)

On August 27, 2021, basis the CMP, the Company has entered into certain modifications w.r.t. area and date of commencement of lease rental for the three Developers. As per amended agreements, lease rentals have started with effect from September 1, 2021 for modified area of 2.73 million square feet (approx.).

Accordingly, considering the above and the amendment with three Developers as Lease Modification, lease receivables (including unbilled revenue) of Rs. 678.04 crores accrued until August 2021 has been adjusted to balance lease period, in accordance with recognition and measurement principles under Ind AS 116 "Leases". Consequently, the Company has also carried forward the provision of annual fee to AAI of Rs. 211.35 crores corresponding to straight lining adjustments of Ind AS 116 which will get adjusted in future in line with Lease receivables.

In respect of Development agreements with two Developers for balance area of 2.16 million square feet (approx.), the asset area will be identified by DIAL not later than February 28, 2023, as per mutual understanding vide agreement dated August 27, 2021. Accordingly, all payments will be due basis the handover of asset area. Pending identification of asset area and effectiveness of lease, the Company has reversed the lease receivables (including unbilled revenue) of Rs. 462.33 crores pertaining to these two developers recognized earlier until August 2021 in accordance with recognition and measurement principles under Ind AS 116 "Leases". Further, the Company has also reversed the provision of annual fee to AAI of Rs. 144.11 crores corresponding to the straight lining adjustments of Ind AS 116 recognized earlier until August 2021. Further, the Company has also made the required adjustments of RSD as per Ind AS 109, reversing the discounting impact amounting to Rs. 6.94 crores in statement of profit & loss. The net amount of Rs. 325.16 crores is disclosed as an "Exceptional item" in statement of profit & loss.

- (n) During the year 2018-19, company had started the construction activities for phase 3A airport expansion as per Master Plan. The company has incurred the following costs towards construction of phase 3A works.

Particulars	As at March 31, 2022 (excluding GST)	As at March 31, 2021 (excluding GST)
Cost incurred	5,343.97	3,107.05
Capital advance outstanding	451.29	635.75
Total Cost (excluding IDC) (A)	5,795.26	3,742.80
Interest cost during construction (IDC)	1,121.75	616.91
Less :- Income on surplus investments	(250.03)	(198.83)
Net IDC (B)	871.72	418.08
Total Cost* (A+B)	6,666.98	4,160.88

* Out of above, Assets amounting to Rs. 846.88 crores (March 31, 2021: Rs. 25.02 crores) has been put to use for operations.

The Company has capitalized the following expenses during construction, included in above, being expenses related to phase 3A airport expansion project. Consequently, expenses disclosed under the respective notes are net of amounts capitalized by the company.



Delhi International Airport Limited

CIN. U63033DL2006PLC146936

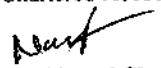
Notes to the standalone financial statements for the year ended March 31, 2022

(All amounts in Rupees crore, except otherwise stated)

Particulars	As at March 31, 2022	As at March 31, 2021
Employee benefit expenses	41.48	28.78
Manpower hire charges	27.23	18.08
Professional consultancy	22.53	15.58
Travelling and conveyance	4.37	3.01
Insurance	2.91	1.65
Others	6.11	2.25
Total	104.63	69.35

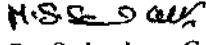
- (o) Certain amounts (currency value or percentages) shown in the various tables and paragraphs included in these Financial Statements have been rounded off or truncated as deemed appropriate by the management of the Company.

For Walker Chandiok & Co LLP
ICAI Firm Reg. No.: 001076N/N500013
Chartered Accountants


Per Neeraj Sharma
Partner
Membership No. 502102
Place: New Delhi
Date: April 27, 2022





For K.S. Rao & Co.
ICAI Firm Reg. No.: 003109S
Chartered Accountants



Per Sudarshana Gupta M S
Partner
Membership No. 223060
Place: New Delhi
Date: April 27, 2022




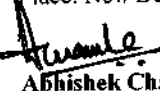
For and on behalf of the Board of
Directors of Delhi International Airport
Limited


G.B.S. Raju
Managing Director
DIN-00061686
Place: Goa


K. Narayana Rao
Whole Time Director
DIN-00016262
Place: Goa


Videh Kumar Jaipuriar
Chief Executive Officer
Place: New Delhi


Harj Nagrani
Chief Financial Officer
Place: New Delhi


Abhishek Chawla
Company Secretary
Place: New Delhi
Date: April 27, 2022



Walker Chandiok & Co LLP
Chartered Accountants
21st Floor, DLF Square,
Jacaranda Marg, DLF Phase II,
Gurugram 122002
India

K. S. Rao & Co.
Chartered Accountants
2nd Floor, 10/2 Khivraj
Mansion, Kasturba Road
Bengaluru – 560001, India

Independent Auditor's Report

To the Members of Delhi International Airport Limited

Report on the Audit of the Consolidated Financial Statements

Opinion

1. We have audited the accompanying consolidated financial statements of Delhi International Airport Limited ('the Holding Company'), its associates and joint ventures, as listed in Annexure 1, which comprise the Consolidated Balance Sheet as at 31 March 2022, the Consolidated Statement of Profit and Loss (including Other Comprehensive Income), the Consolidated Cash Flow Statement and the Consolidated Statement of Changes in Equity for the year then ended, and a summary of the significant accounting policies and other explanatory information.
2. In our opinion and to the best of our information and according to the explanations given to us and based on the consideration of the reports of the other auditors on separate financial statements and on the other financial information of the associates and joint ventures, the aforesaid consolidated financial statements give the information required by the Companies Act, 2013 ('the Act') in the manner so required and give a true and fair view in conformity with the Indian Accounting Standards ('Ind AS') specified under section 133 of the Act, read with the Companies (Indian Accounting Standards) Rules, 2015, and other accounting principles generally accepted in India of the consolidated state of affairs of the Holding Company, its associates and joint ventures, as at 31 March 2022, and their consolidated loss (including other comprehensive income), consolidated cash flows and the consolidated changes in equity for the year ended on that date.

Basis for Opinion

3. We conducted our audit in accordance with the Standards on Auditing specified under section 143(10) of the Act. Our responsibilities under those standards are further described in the Auditor's Responsibilities for the Audit of the Consolidated Financial Statements section of our report. We are independent of the Holding Company, its associates and joint ventures in accordance with the Code of Ethics issued by the Institute of Chartered Accountants of India ('ICAI') together with the ethical requirements that are relevant to our audit of the consolidated financial statements under the provisions of the Act and the rules thereunder, and we have fulfilled our other ethical responsibilities in accordance with these requirements and the Code of Ethics. We believe that the audit evidence we have obtained together with the audit evidence obtained by the other auditors in terms of their reports referred to in paragraph 16 of the Other Matter section below, is sufficient and appropriate to provide a basis for our opinion.

Emphasis of Matter

4. We draw attention to Note 2(C) of the accompanying consolidated financial statements, which describes the uncertainties due to the outbreak of Covid-19 pandemic and the management's evaluation of the impact on the consolidated financial statements of the Holding Company as at the balance sheet date.

Our opinion is not modified in respect of this matter.

Key Audit Matters

5. Key audit matters are those matters that, in our professional judgment and based on the consideration of the reports of the other auditors on separate financial statements of the associates and joint ventures, were of most significance in our audit of the consolidated financial statements of the current period. These matters were addressed in the context of our audit of the consolidated financial statements as a whole, and in forming our opinion thereon, and we do not provide a separate opinion on these matters.
6. We have determined the matters described below to be the key audit matters to be communicated in our report.

Key audit matter	How our audit addressed the key audit matter
<p>Valuation of Derivative Financial Instruments</p> <p><i>Refer to Note 3(r) for the accounting policy and note 7, 38, 39 and 40 for the financial disclosures in the accompanying consolidated financial statements</i></p> <p>The Holding company has entered into derivative financial instruments i.e., call spread options, coupon only hedge, to hedge its foreign currency risks in relation to the long-term bonds issued in foreign currency.</p> <p>Management has designated these derivative financial instruments and the aforesaid debt at initial recognition as cash flow hedge relationship as per Ind AS 109, Financial Instruments.</p> <p>The valuation of hedging instrument is complex and necessitates a sophisticated system to record and track each contract and calculate the related valuations at each financial reporting date. Since valuation of hedging instruments and consideration of hedge effectiveness involves both `significant assumptions and judgements such as market observable inputs and involvement of management's valuation specialist, and therefore, is subject to an inherent risk of error.</p> <p>We have identified valuation of hedging instruments as a key audit matter in view the aforesaid significant judgements, estimates and complexity involved.</p>	<p>Our audit procedures to test the valuation of the derivative financial instruments included but were not limited to the following:</p> <ul style="list-style-type: none"> Assessed and tested the design and operating effectiveness of Holding Company's key internal controls over derivative financial instruments and the related hedge accounting; Reviewed the management's documentation for the designated hedge instrument which defines the nature of hedge relationship; Considered the consistent application of the accounting policies and assessed the hedge accounting methodologies applied; and compared these to the requirements of Ind AS 109, Financial Instruments; Evaluated the management's valuation specialist's professional competence, expertise and objectivity; Tested the accuracy of input data provided by the management to the external valuation specialist and assessed the reasonability of the assumptions used, while valuing the hedging instruments; Involved our valuation specialists to test the fair values of derivative financial instruments and compared the results to the management's results; <p>Assessed the appropriateness and adequacy of the related disclosures in the consolidated financial statements in accordance with the applicable accounting standards</p>
<p>Capitalization for airport expansion</p> <p><i>Refer to Note 3(f) for the accounting policy and Note 44(n) for the financial disclosures in the accompanying consolidated financial statements.</i></p>	<p>Our audit procedures to assess appropriate capitalization of such expenditure included, but were not limited to the following:</p> <ul style="list-style-type: none"> Assessed the design and implementation and tested the operating effectiveness of key

<p>The Holding Company is in the process of expansion of the airport with a plan to incur an amount of INR 10,576.13 crores. Till as at 31 March 2022, the Holding Company has incurred INR 6,215.69 crores as capital expenditure towards such capital expansion.</p> <p>Determining whether expenditure meets the capitalization criteria, specifically with regard to whether they are operational or capital in nature, involves significant management judgement in assessing whether capitalization is in line with Ind AS 16, Property, Plant and Equipment and the Holding Company's accounting policy.</p> <p>Further, the tariff determination by AERA for control periods for the aeronautical services is linked to the Regulated Asset Base, which is based on the fixed asset balance and considering these additions are significant to the asset base of the Holding Company, we have assessed inappropriate capitalization as a significant risk as part of our audit strategy.</p> <p>Such, the aforementioned capital expenditure has been funded from the specific borrowings raised for such purpose. Accordingly, the borrowing cost incurred on such borrowings have been included as a capital expenditure in accordance with the provisions of Ind AS 23, Borrowing Costs.</p> <p>Owing to the above factors, we have identified this as a key audit matter for current year audit due to the significance of the capital expenditure incurred during the year.</p>	<p>controls surrounding the capitalization of costs.</p> <ul style="list-style-type: none"> Reviewed management's capitalization policy, including application of the aforesaid policy, to assess consistency with the requirements set out by Ind AS 16, Property, Plant and Equipment. Compared the additions with the budgets and the orders given to the vendors. Ensured that the borrowing cost capitalized is as per Ind AS 23 Borrowing Costs. Tested the additions on a sample basis for their nature and purpose to ensure that the capitalization is as per Holding company's accounting policy. <p>Assessed the appropriateness and adequacy of the related disclosures in the consolidated financial statements in accordance with the applicable accounting standards.</p>
<p>Monthly Annual Fee to Airport Authority of India (AAI)</p> <p><i>Refer to Note 36(l)(h) for the financial disclosures in the accompanying consolidated financial statements.</i></p> <p>The Holding Company has ongoing litigation / arbitration proceedings with Airport Authority of India (AAI) in respect of Monthly Annual Fee (MAF) for the period 1 April 2020 to 31 March 2022 for which the Holding Company has sought to be excused from making payment to AAI as triggered from a force majeure event, which could have a significant impact on the accompanying consolidated financial statements, if the potential exposure were to materialize. Further, the application of Indian accounting standards to determine the amount, if any, to be provided as a</p>	<p>Our audit procedures in relation to the assessment of ongoing litigation / arbitration proceedings in relation to MAF fee included but were not limited to the following:</p> <ul style="list-style-type: none"> Obtained an understanding of management's process and evaluated design, implementation and operating effectiveness of management's key internal controls over assessment of litigations/ arbitration proceedings and determination of appropriate accounting treatment in accordance with the requirements of Ind AS 37, Provisions, Contingent liabilities and Contingent Assets. Obtained and read the summary of litigation involved in respect of MAF payable, the supporting documentation including communications exchanged between the parties, and held discussions with the

<p>liability or disclosed as a contingent liability, is inherently subjective.</p> <p>The outcome of such litigation /arbitration proceedings is currently uncertain and the aforesaid assessment requires significant judgement by the management including interpretation of legal rights and obligations arising out of the underlying Operation, Management and Development Agreement dated 4 April 2006 entered with AAI, which required involvement of both management's and auditor's experts. Accordingly, this matter has been determined as a key audit matter for current year audit.</p> <p>The above matter is also considered fundamental to the understanding of the users of the accompanying consolidated financial statements on account of the uncertainties relating to the future outcome of the proceedings/litigation.</p>	<p>management of the Holding Company to understand management's assessment of the matter;</p> <ul style="list-style-type: none"> • Evaluated the legal opinions obtained by the management from its internal and external legal experts on the likelihood of the outcome of the said contingencies and potential impact of ongoing litigation/ arbitration proceedings and amount paid under protest, basis our understanding of the matter obtained as above, and held further discussions, as required, with such experts to seek clarity of their legal assessments. • Involved independent auditor's experts to validate the assessment of the likelihood of the outcome of contingencies and potential impact of ongoing litigation/ arbitration proceedings and amount paid under protest in order to assess the basis used for determination of appropriateness of the accounting treatment and resulting disclosures in the consolidated financial statements in accordance with the requirements of applicable accounting standards;
---	---

Information other than the Consolidated Financial Statements and Auditor's Report thereon

- The Holding Company's Board of Directors are responsible for the other information. The other information comprises the information included in the Annual Report, but does not include the consolidated financial statements and our auditor's report thereon. The Annual Report is expected to be made available to us after the date of this auditor's report.

Our opinion on the consolidated financial statements does not cover the other information and we will not express any form of assurance conclusion thereon.

In connection with our audit of the consolidated financial statements, our responsibility is to read the other information identified above when it becomes available and, in doing so, consider whether the other information is materially inconsistent with the consolidated financial statements or our knowledge obtained in the audit or otherwise appears to be materially misstated.

When we read the Annual Report, if we conclude that there is a material misstatement therein, we are required to communicate the matter to those charged with governance.

Responsibilities of Management and Those Charged with Governance for the Consolidated Financial Statements

- The accompanying consolidated financial statements have been approved by the Holding Company's Board of Directors. The Holding Company's Board of Directors are responsible for the matters stated in section 134(5) of the Act with respect to the preparation and presentation of these consolidated financial statements that give a true and fair view of the consolidated financial position, consolidated financial performance including other comprehensive income, consolidated changes in equity and consolidated cash flows of the Holding Company including its associates and joint ventures in accordance with the Ind AS specified under section 133 of the Act read with the Companies (Indian

Walker Chandiok & Co LLP
Chartered Accountants
21st Floor, DLF Square,
Jacaranda Marg, DLF Phase II,
Gurugram 122002
India

K. S. Rao & Co.
Chartered Accountants
2nd Floor, 10/2 Khivraj
Mansion, Kasturba Road
Bengaluru – 560001, India

Accounting Standards) Rules, 2015, and other accounting principles generally accepted in India. The respective Board of Directors of the Holding Company and its associates and joint ventures are responsible for maintenance of adequate accounting records in accordance with the provisions of the Act for safeguarding of the assets of the Holding Company and for preventing and detecting frauds and other irregularities; selection and application of appropriate accounting policies; making judgments and estimates that are reasonable and prudent; and design, implementation and maintenance of adequate internal financial controls, that were operating effectively for ensuring the accuracy and completeness of the accounting records, relevant to the preparation and presentation of the financial statements that give a true and fair view and are free from material misstatement, whether due to fraud or error, which have been used for the purpose of preparation of the consolidated financial statements by the Board of Directors of the Holding Company, as aforesaid.

9. In preparing the consolidated financial statements, the respective Board of Directors of the Holding Company and of its associates and joint ventures are responsible for assessing the ability of the Holding Company and of its associates and joint ventures to continue as a going concern, disclosing, as applicable, matters related to going concern and using the going concern basis of accounting unless the Board of Directors either intend to liquidate the Holding Company or to cease operations, or has no realistic alternative but to do so.
10. Those respective Board of Directors are also responsible for overseeing the financial reporting process of the Holding Company and of its associates and joint ventures.

Auditor's Responsibilities for the Audit of the Consolidated Financial Statements

11. Our objectives are to obtain reasonable assurance about whether the consolidated financial statements as a whole are free from material misstatement, whether due to fraud or error, and to issue an auditor's report that includes our opinion. Reasonable assurance is a high level of assurance but is not a guarantee that an audit conducted in accordance with Standards on Auditing will always detect a material misstatement when it exists. Misstatements can arise from fraud or error and are considered material if, individually or in the aggregate, they could reasonably be expected to influence the economic decisions of users taken on the basis of these consolidated financial statements.
12. As part of an audit in accordance with Standards on Auditing specified under section 143(10) of the Act, we exercise professional judgment and maintain professional skepticism throughout the audit. We also:
 - Identify and assess the risks of material misstatement of the consolidated financial statements, whether due to fraud or error, design and perform audit procedures responsive to those risks, and obtain audit evidence that is sufficient and appropriate to provide a basis for our opinion. The risk of not detecting a material misstatement resulting from fraud is higher than for one resulting from error, as fraud may involve collusion, forgery, intentional omissions, misrepresentations, or the override of internal control;
 - Obtain an understanding of internal control relevant to the audit in order to design audit procedures that are appropriate in the circumstances. Under section 143(3)(i) of the Act we are also responsible for expressing our opinion on whether the Holding Company has adequate internal financial controls system with reference to financial statements in place and the operating effectiveness of such controls;
 - Evaluate the appropriateness of accounting policies used and the reasonableness of accounting estimates and related disclosures made by management;
 - Conclude on the appropriateness of Board of Directors' use of the going concern basis of accounting and, based on the audit evidence obtained, whether a material uncertainty exists related to events or conditions that may cast significant doubt on the ability of the Holding Company and its associates and joint ventures to continue as a going concern. If we conclude that a material uncertainty exists, we are required to draw attention in our auditor's report to the related

Walker Chandiok & Co LLP
Chartered Accountants
21st Floor, DLF Square,
Jacaranda Marg, DLF Phase II,
Gurugram 122002
India

K. S. Rao & Co.
Chartered Accountants
2nd Floor, 10/2 Khivraj
Mansion, Kasturba Road
Bengaluru – 560001, India

disclosures in the financial statements or, if such disclosures are inadequate, to modify our opinion. Our conclusions are based on the audit evidence obtained up to the date of our auditor's report. However, future events or conditions may cause the Holding Company and its associates and joint ventures to cease to continue as a going concern;

- Evaluate the overall presentation, structure and content of the financial statements, including the disclosures, and whether the financial statements represent the underlying transactions and events in a manner that achieves fair presentation; and
 - Obtain sufficient appropriate audit evidence regarding the financial information/ financial statements of the Holding Company or business activities within the Holding Company, and its associates and joint ventures, to express an opinion on the consolidated financial statements. We are responsible for the direction, supervision and performance of the audit of financial statements of such entities included in the financial statements, of which we are the independent auditors. For the other entities included in the financial statements, which have been audited by the other auditors, such other auditors remain responsible for the direction, supervision and performance of the audits carried out by them. We remain solely responsible for our audit opinion.
13. We communicate with those charged with governance regarding, among other matters, the planned scope and timing of the audit and significant audit findings, including any significant deficiencies in internal control that we identify during our audit.
14. We also provide those charged with governance with a statement that we have complied with relevant ethical requirements regarding independence, and to communicate with them all relationships and other matters that may reasonably be thought to bear on our independence, and where applicable, related safeguards.
15. From the matters communicated with those charged with governance, we determine those matters that were of most significance in the audit of the financial statements of the current period and are therefore the key audit matters. We describe these matters in our auditor's report unless law or regulation precludes public disclosure about the matter or when, in extremely rare circumstances, we determine that a matter should not be communicated in our report because the adverse consequences of doing so would reasonably be expected to outweigh the public interest benefits of such communication.

Other Matter

16. The consolidated financial statements include the Holding Company's share of net profit (including other comprehensive income) of ₹ 23.06 crores for the year ended 31 March 2022, as considered in the consolidated financial statements, in respect of 2 associates and 1 joint venture, whose financial statements have not been audited by us.

The consolidated financial statements include the Holding Company's share of net loss (including other comprehensive income) of ₹ 0.47 crores for the year ended 31 March 2022, in respect of 1 associate and 1 joint venture, as considered in the consolidated financial statements have also been audited by one of the joint auditor, K.S. Rao & Co. The consolidated financial statements also include the Holding Company's share of net profit (including other comprehensive income) of ₹ 95.14 crores for the year ended 31 March 2022, in respect of 2 associates and 1 joint venture, as considered in the consolidated financial statements have also been audited by one of the joint auditor, Walker Chandiok & Co LLP.

These financial statements have been audited by joint auditor, K.S. Rao & Co. and Walker Chandiok & Co LLP and other auditors whose reports have been furnished to us by the management and our opinion on the consolidated financial statements, in so far as it relates to the amounts and disclosures included in respect of these associates and joint ventures, and our report in terms of sub-section (3) of Section 143 of the Act, in so far as it relates to the aforesaid associates and joint ventures, are based solely on the reports of joint auditor, K.S. Rao & Co and Walker Chandiok & Co LLP and other auditors of such companies.

Walker Chandiok & Co LLP
Chartered Accountants
21st Floor, DLF Square,
Jacaranda Marg, DLF Phase II,
Gurugram 122002
India

K. S. Rao & Co.
Chartered Accountants
2nd Floor, 10/2 Khivraj
Mansion, Kasturba Road
Bengaluru – 560001, India

Our opinion above on the consolidated financial statements, and our report on other legal and regulatory requirements below, are not modified in respect of the above matters with respect to our reliance on the work done by and the reports of the other auditors.

The consolidated financial statements also include the Holding Company's share of net loss (including other comprehensive income) of ₹ 1.39 crores for the year ended 31 March 2022, as considered in the consolidated financial statements, in respect of 1 joint venture, whose financial statements has not been audited by us. This financial statement is unaudited and have been furnished to us by the management and our opinion on the consolidated financial statements, in so far as it relates to the amounts and disclosures included in respect of the aforesaid joint venture, is based solely on such unaudited financial statements. In our opinion and according to the information and explanations given to us by the management, this financial statements is not material to the Holding Company.

Our opinion above on the consolidated financial statements, and our report on other legal and regulatory requirements below, are not modified in respect of the above matter with respect to our reliance on the financial statements certified by the management.

Report on Other Legal and Regulatory Requirements

17. As required by section 197(16) of the Act based on our audit and on the consideration of the reports of the other auditors, referred to in paragraph 16, on separate financial statements of the associates and joint ventures, we report that the Holding Company incorporated in India whose financial statements have been audited under the Act have paid remuneration to their respective directors during the year in accordance with the provisions of and limits laid down under section 197 read with Schedule V to the Act. Further, we report that the provisions of section 197 read with Schedule V to the Act are not applicable to 5 associates companies and 3 joint venture companies incorporated in India whose financial statements have been audited under the Act, since none of such companies is a public company as defined under section 2(71) of the Act. Further, as stated in paragraph 16, financial statements of 1 joint venture company covered under the Act are unaudited and have been furnished to us by the management, and as certified by the management, such company have not paid or provided for any managerial remuneration during the year. Accordingly, reporting under section 197(16) of the Act is not applicable in respect of such joint venture company.
18. As required by clause (xxi) of paragraph 3 of Companies (Auditor's Report) Order, 2020 ('the Order') issued by the Central Government of India in terms of section 143(11) of the Act based on the consideration of the Order reports issued till date by us and by the respective other auditors as mentioned in paragraph 16 above, of companies included in the consolidated financial statements for the year ended 31 March 2022 and covered under the Act we report that:

- A) Following are the qualifications/adverse remarks reported by us and the other auditors in the Order reports of the companies included in the consolidated financial statements for the year ended 31 March 2022 for which such Order reports have been issued till date and made available to us:

S No	Name	CIN	Holding Company / Associate / Joint Venture	Clause number of the CARO report which is qualified or adverse
1.	GMR Bajoli Holi Hydropower Private Limited	U40101HP2008PTC030971	Joint Venture	3(ix)

- B) Following are the company included in the consolidated financial statements for the year ended 31 March 2022 audited by the other auditor, for which the report under section 143(11) of such

Walker Chandiok & Co LLP
Chartered Accountants
21st Floor, DLF Square,
Jacaranda Marg, DLF Phase II,
Gurugram 122002
India

K. S. Rao & Co.
Chartered Accountants
2nd Floor, 10/2 Khivraj
Mansion, Kasturba Road
Bengaluru – 560001, India

company have not yet been issued by the respective other auditor, as per information and explanation given to us by the management in this respect:

S No	Name	CIN	Associate/ Joint Venture
1.	Delhi Aviation Fuel Facility Private Limited	U74999DL2009PTC193079	Joint Venture

19. As required by section 143 (3) of the Act, based on our audit and on the consideration of the reports of the other auditors on separate financial statements and other financial information of the associates and joint ventures incorporated in India whose financial statements have been audited under the Act, we report, to the extent applicable, that:

- a) We have sought and obtained all the information and explanations which to the best of our knowledge and belief were necessary for the purpose of our audit of the aforesaid consolidated financial statements;
- b) In our opinion, proper books of account as required by law relating to preparation of the aforesaid consolidated financial statements have been kept so far as it appears from our examination of those books and the reports of the other auditors;
- c) The consolidated financial statements dealt with by this report are in agreement with the relevant books of account maintained for the purpose of preparation of the consolidated financial statements;
- d) in our opinion, the aforesaid consolidated financial statements comply with Ind AS specified under section 133 of the Act read with the Companies (Indian Accounting Standards) Rules, 2015;
- e) on the basis of the written representations received from the directors of the Holding Company, its associate companies and joint venture companies and taken on record by the Board of Directors of the Holding Company, its associate companies and joint venture companies, respectively, and the reports of the statutory auditors of its associate companies and joint venture companies covered under the Act, none of the directors of the Holding Company, its associate companies and joint venture companies, are disqualified as on 31 March 2022 from being appointed as a director in terms of section 164(2) of the Act.
- f) With respect to the adequacy of the internal financial controls with reference to financial statements of the Holding Company, and its associate companies and joint venture companies covered under the Act, and the operating effectiveness of such controls, refer to our separate report in 'Annexure 2' wherein we have expressed an unmodified opinion; and
- g) with respect to the other matters to be included in the Auditor's Report in accordance with rule 11 of the Companies (Audit and Auditors) Rules, 2014 (as amended), in our opinion and to the best of our information and according to the explanations given to us and based on the consideration of the report of the other auditors on separate financial statements and other financial information of the associates and joint ventures incorporated in India whose financial statements have been audited under the Act:
 - i. The consolidated financial statements disclose the impact of pending litigations on the consolidated financial position of the Holding Company, its associates and joint ventures as detailed in Note 36, 42(2) and 43(2) to the consolidated financial statements;
 - ii. Provision has been made in these consolidated financial statements, as required under the applicable law or Ind AS, for material foreseeable losses, on long-term contracts including derivative contracts,

Walker Chandiok & Co LLP
Chartered Accountants
21st Floor, DLF Square,
Jacaranda Marg, DLF Phase II,
Gurugram 122002
India

K. S. Rao & Co.
Chartered Accountants
2nd Floor, 10/2 Khivraj
Mansion, Kasturba Road
Bengaluru – 560001, India

- iii. There has been no delay in transferring amounts, required to be transferred, to the Investor Education and Protection Fund by the Holding Company, and its associate companies and joint venture companies during the year ended 31 March 2022; and
- iv.
- a. The respective managements of the Holding Company and its associate companies and joint venture companies incorporated in India whose financial statements have been audited under the Act have represented to us and the other auditors of such associates and joint ventures respectively that, to the best of their knowledge and belief, no funds have been advanced or loaned or invested (either from borrowed funds or securities premium or any other sources or kind of funds) by the Holding Company or its associate companies or its joint venture companies to or in any persons or entities, including foreign entities ('the intermediaries'), with the understanding, whether recorded in writing or otherwise, that the intermediary shall, whether, directly or indirectly lend or invest in other persons or entities identified in any manner whatsoever by or on behalf of the Holding Company, its associate companies or its joint venture companies ('the Ultimate Beneficiaries') or provide any guarantee, security or the like on behalf the Ultimate Beneficiaries;
- b. The respective managements of the Holding Company and its associate companies and joint venture companies incorporated in India whose financial statements have been audited under the Act have represented to us and the other auditors of such associates and joint ventures respectively that, to the best of their knowledge and belief, no funds have been received by the Holding Company or its associate companies or its joint venture companies from any persons or entities, including foreign entities ('the Funding Parties'), with the understanding, whether recorded in writing or otherwise, that the Holding Company, or any such associate companies or its joint venture companies shall, whether directly or indirectly, lend or invest in other persons or entities identified in any manner whatsoever by or on behalf of the Funding Party ('Ultimate Beneficiaries') or provide any guarantee, security or the like on behalf of the Ultimate Beneficiaries; and
- c. Based on such audit procedures performed by us and that performed by the auditors of the associates and joint ventures, as considered reasonable and appropriate in the circumstances, nothing has come to our or other auditor's notice that has caused us to believe that the management representations under sub-clauses (a) and (b) above contain any material misstatement
- v. The interim dividend declared and paid by the associate company and joint venture company during the year ended 31 March 2022 and until the date of this audit report is in compliance with section 123 of the Act. Further the final dividend paid by the joint venture company during the year ended 31 March 2022 in respect of such dividend declared for the previous year is in accordance with section 123 of the Act to the extent it applies to payment of dividend.

For **Walker Chandiok & Co LLP**
Chartered Accountants
Firm's Registration No.: 001076N/N500013

Neeraj Sharma
Partner
Membership No: 502103
UDIN: 22502103AJSEZB3111
Place: Noida
Date: 27 May 2022

eSigned using Cloud DSC
(Leegality.com - VA785ip)
Neeraj Sharma
Date: Fri May 27 17:37:46 IST
2022

For **K.S. Rao & Co.,**
Chartered Accountants
Firm Registration Number: 003109S

Sudarsana Gupta M S
Partner
Membership No: 223060
UDIN: 22223060AJSEKR2161
Place: New Delhi
Date: 27 May 2022

Digitally signed by
Sudarsana Gupta M S
Date: 2022.05.27 15:35:31
+05'30'

Walker Chandiok & Co LLP
Chartered Accountants
21st Floor, DLF Square,
Jacaranda Marg, DLF Phase II,
Gurugram 122002
India

K. S. Rao & Co.
Chartered Accountants
2nd Floor, 10/2 Khivraj
Mansion, Kasturba Road
Bengaluru – 560001, India

Annexure 1

List of entities included in the consolidated financial statements

S. No.	Name of the entity	Relation
1	Delhi Aerotropolis Private Limited (Dissolved with effect from 09 December 2021)	Subsidiary
2	Celebi Delhi Cargo Terminal Management India Private Limited	Associate
3	Delhi Duty Free Services Private Limited	Joint Venture
4	Delhi Airport Parking Services Private Limited	Associate
5	Travel Food Services (Delhi Terminal 3) Private Limited	Associate
6	TIM Delhi Airport Advertising Private Limited	Associate
7	DIGI Yatra Foundation	Associate
8	GMR Bajoli Holi Hydropower Private Limited	Joint Venture
9	Delhi Aviation Fuel Facility Private Limited	Joint Venture
10	Delhi Aviation Services Private Limited	Joint Venture

Walker Chandio & Co LLP
Chartered Accountants
21st Floor, DLF Square,
Jacaranda Marg, DLF Phase II,
Gurugram 122002
India

K. S. Rao & Co.
Chartered Accountants
2nd Floor, 10/2 Khivraj
Mansion, Kasturba Road
Bengaluru – 560001,
India

Annexure 2 to the Independent Auditor's Report of even date to the members of Delhi International Airport Limited on the consolidated financial statements for the year ended 31 March 2022

Independent Auditor's Report on the internal financial controls with reference to financial statements under Clause (i) of Sub-section 3 of Section 143 of the Companies Act, 2013 ('the Act')

1. In conjunction with our audit of the consolidated financial statements of Delhi International Airport Limited ('the Holding Company'), its associates and joint ventures as at and for the year ended 31 March 2022, we have audited the internal financial controls with reference to financial statements of the Holding Company, its associate companies and joint venture companies, which are companies covered under the Act, as at that date.

Responsibilities of Management and Those Charged with Governance for Internal Financial Controls

2. The respective Board of Directors of the Holding Company, its associate companies and joint venture companies, which are companies covered under the Act, are responsible for establishing and maintaining internal financial controls based on the internal financial controls with reference to financial statements criteria established by the Company considering the essential components of internal control stated in the Guidance Note on Audit of Internal Financial Controls over Financial Reporting issued by the Institute of Chartered Accountants of India. These responsibilities include the design, implementation and maintenance of adequate internal financial controls that were operating effectively for ensuring the orderly and efficient conduct of the Company's business, including adherence to the Company's policies, the safeguarding of its assets, the prevention and detection of frauds and errors, the accuracy and completeness of the accounting records, and the timely preparation of reliable financial information, as required under the Act.

Auditor's Responsibility for the Audit of the Internal Financial Controls with Reference to Financial Statements

3. Our responsibility is to express an opinion on the internal financial controls with reference to financial statements of the Holding Company, its associate companies and joint venture companies, as aforesaid, based on our audit. We conducted our audit in accordance with the Standards on Auditing issued by the Institute of Chartered Accountants of India ('ICAI') prescribed under Section 143(10) of the Act, to the extent applicable to an audit of internal financial controls with reference to financial statements, and the Guidance Note on Audit of Internal Financial Controls Over Financial Reporting ('the Guidance Note') issued by the ICAI. Those Standards and the Guidance Note require that we comply with ethical requirements and plan and perform the audit to obtain reasonable assurance about whether adequate internal financial controls with reference to financial statements were established and maintained and if such controls operated effectively in all material respects.
4. Our audit involves performing procedures to obtain audit evidence about the adequacy of the internal financial controls with reference to financial statements and their operating effectiveness. Our audit of internal financial controls with reference to financial statements includes obtaining an understanding of such internal financial controls, assessing the risk that a material weakness exists, and testing and evaluating the design and operating effectiveness of internal control based on the assessed risk. The procedures selected depend on the auditor's judgement, including the assessment of the risks of material misstatement of the financial statements, whether due to fraud or error.
5. We believe that the audit evidence we have obtained and the audit evidence obtained by the other auditors in terms of their reports referred to in the Other Matter paragraph below is sufficient and appropriate to provide a basis for our audit opinion on the internal financial controls with reference to

Walker Chandio & Co LLP
Chartered Accountants
21st Floor, DLF Square,
Jacaranda Marg, DLF Phase II,
Gurugram 122002
India

K. S. Rao & Co.
Chartered Accountants
2nd Floor, 10/2 Khivraj
Mansion, Kasturba Road
Bengaluru – 560001,
India

Annexure 2 to the Independent Auditor's Report of even date to the members of Delhi International Airport Limited on the consolidated financial statements for the year ended 31 March 2022

financial statements of the Holding Company, its associate companies and joint venture companies as aforesaid.

Meaning of Internal Financial Controls with Reference to Financial Statements

6. A company's internal financial controls with reference to financial statements is a process designed to provide reasonable assurance regarding the reliability of financial reporting and the preparation of financial statements for external purposes in accordance with generally accepted accounting principles. A company's internal financial controls with reference to financial statements include those policies and procedures that (1) pertain to the maintenance of records that, in reasonable detail, accurately and fairly reflect the transactions and dispositions of the assets of the company; (2) provide reasonable assurance that transactions are recorded as necessary to permit preparation of financial statements in accordance with generally accepted accounting principles, and that receipts and expenditures of the company are being made only in accordance with authorisations of management and directors of the company; and (3) provide reasonable assurance regarding prevention or timely detection of unauthorised acquisition, use, or disposition of the company's assets that could have a material effect on the financial statements.

Inherent Limitations of Internal Financial Controls with Reference to Financial Statements

7. Because of the inherent limitations of internal financial controls with reference to financial statements, including the possibility of collusion or improper management override of controls, material misstatements due to error or fraud may occur and not be detected. Also, projections of any evaluation of the internal financial controls with reference to financial statements to future periods are subject to the risk that the internal financial controls with reference to financial statements may become inadequate because of changes in conditions, or that the degree of compliance with the policies or procedures may deteriorate.

Opinion

8. In our opinion and based on the consideration of the reports of the other auditors on internal financial controls with reference to financial statements of the associate companies and joint venture companies, the Holding Company, its associate companies and joint venture companies, which are companies covered under the Act, have in all material respects, adequate internal financial controls with reference to financial statements and such controls were operating effectively as at 31 March 2022, based on the internal financial controls with reference to financial statements criteria established by the Company considering the essential components of internal control stated in the Guidance Note on Audit of Internal Financial Controls over Financial Reporting issued by the Institute of Chartered Accountants of India.

Other Matter

9. The consolidated financial statements include the Holding Company's share of net profit (including other comprehensive income) of ₹ 23.06 crores for the year ended 31 March 2022, in respect of 2 associates and 1 joint venture, which are companies covered under the Act, whose internal financial controls with reference to financial statements have not been audited by us.

The consolidated financial statements include the Holding Company's share of net loss (including other comprehensive income) of ₹ 0.47 crores for the year ended 31 March 2022, in respect of 1 associate and 1 joint venture, which are companies covered under the Act, whose internal financial controls with reference to financial statements have also been audited by one of the joint auditor, K.S. Rao & Co. The consolidated financial statements also include the Holding Company's share of net profit (including other comprehensive income) of ₹ 95.14 crores for the year ended 31 March

Walker Chandiok & Co LLP
Chartered Accountants
21st Floor, DLF Square,
Jacaranda Marg, DLF Phase II,
Gurugram 122002
India

K. S. Rao & Co.
Chartered Accountants
2nd Floor, 10/2 Khivraj
Mansion, Kasturba Road
Bengaluru – 560001,
India

Annexure 2 to the Independent Auditor's Report of even date to the members of Delhi International Airport Limited on the consolidated financial statements for the year ended 31 March 2022

2022, in respect of 2 associates and 1 joint venture, which are companies covered under the Act, whose internal financial controls with reference to financial statements have also been audited by one of the joint auditor, Walker Chandiok & Co LLP.

The internal financial controls with reference to financial statements in so far as it relates to such associate companies and joint venture companies have been audited by joint auditor, K.S. Rao & Co. and Walker Chandiok & Co LLP and other auditors whose reports have been furnished to us by the management and our report on the adequacy and operating effectiveness of the internal financial controls with reference to financial statements of the Holding Company, its associate companies and its joint venture companies, as aforesaid, under section 143(3)(i) of the Act, in so far as it relates to such associate companies and joint venture companies is based solely on the reports of the joint auditor, K.S. Rao & Co and Walker Chandiok & Co LLP and other auditors of such companies. Our opinion is not modified in respect of the above matter with respect to our reliance on the work done by and on the reports of the other auditors.

We did not audit the internal financial controls with reference to financial statements in so far as it relates to 1 joint venture company, which is company covered under the Act, in respect of which Holding Company's share of net loss (including other comprehensive income) of ₹ 1.39 crores for the year ended 31 March 2022, has been considered in the consolidated financial statements. The internal financial controls with reference to financial statements of this joint venture company, which is company covered under the Act, are unaudited and our opinion under Section 143(3)(i) of the Act on adequacy and operating effectiveness of the internal financial controls with reference to financial statements insofar as it relates to the aforesaid joint venture company, which is company covered under the Act, is solely based on the corresponding internal financial controls with reference to financial statements report certified by the management of such company. In our opinion and according to the information and explanations given to us by the management, these financial statements are not material to the Holding Company. Our opinion is not modified in respect of the above matter with respect to our reliance on the internal financial controls with reference to financial statements report certified by the management.

For **Walker Chandiok & Co LLP**
Chartered Accountants
Firm's Registration No.: 001076N/N500013

Neeraj Sharma
Partner
Membership No: 502103
UDIN: 22502103AJSEZB3111
Place: Noida
Date: 27 May 2022

eSigned using Cloud DSC
(Legality.com - VA785ip)
Neeraj Sharma
Date: Fri May 27 17:37:46 IST
2022

For **K. S. Rao & Co.,**
Chartered Accountants
Firm Registration No: 003109S

Sudarsana Gupta M S
Partner
Membership No: 223060
UDIN: 22223060AJSEKR2161
Place: New Delhi
Date: 27 May 2022

Digitally signed by
Sudarsana Gupta M S
Date: 2022.05.27
15:37:54 +05'30'

		March 31, 2022	March 31, 2021
ASSETS			
Non-current assets			
Property, Plant and Equipment and Intangible assets			
(i) Property, plant and equipment	4	6,142.50	5,714.96
(ii) Intangible assets	5	364.19	373.04
Right of use asset	44(k)	12.26	18.04
Capital work in progress	32(a)(i), 44(n)	5,537.69	3,633.80
Investment in associates and joint ventures	42 & 43	532.65	518.00
Financial assets			
(i) Investment	6.1	0.01	0.01
(ii) Other financial assets	7	1,134.43	1,181.71
Other non-current assets	8	2,860.71	2,502.58
Current tax assets		5.06	4.25
		16,589.50	13,946.39
Current assets			
Inventories	10	7.23	6.27
Financial assets			
(i) Investments	6.2	775.65	1,210.57
(ii) Trade receivables	11	158.98	94.84
(iii) Cash and cash equivalents	12	1,282.93	3,334.20
(iv) Bank balance other than cash and cash equivalents	13	216.63	449.80
(v) Other financial assets	7	238.42	840.09
Other current assets	8	220.23	106.83
		2,900.07	6,042.60
Total Assets		19,489.57	19,988.99
EQUITY AND LIABILITIES			
Equity			
Equity share capital	14	2,450.00	2,450.00
Other equity			
(i) Retained earnings	15	273.14	116.71
(ii) Cash flow hedge reserve	15	(72.98)	127.29
		2,650.16	2,694.00
Non-current liabilities			
Financial liabilities			
(i) Borrowings	16	10,960.76	10,674.40
(ia) Lease liabilities	44(k)	10.51	14.40
(ii) Other financial liabilities	17	1,168.65	933.32
Deferred revenue	18	2,210.41	1,757.52
Deferred tax liabilities (net)	9	-	90.75
Other non-current liabilities	19	177.89	47.70
Long term provisions	22	6.59	3.53
		14,534.81	13,521.62
Current liabilities			
Financial liabilities			
(i) Borrowings	20	22.00	2,366.92
(ia) Lease liabilities	44(k)	3.89	3.61
(ii) Trade payables	21		
-Total outstanding dues of micro enterprises and small enterprises		37.43	17.77
-Total outstanding dues of creditors other than micro enterprises and small enterprises		269.21	347.53
(iii) Other financial liabilities	17	1,434.76	580.92
Deferred revenue	18	192.04	93.25
Other current liabilities	19	192.28	213.80
Short term provisions	22	152.99	149.57
		2,304.60	3,773.37
Total Liabilities		16,839.41	17,294.99
Total Equity and Liabilities		19,489.57	19,988.99

Summary of significant accounting policies

3

The accompanying notes are an integral part of these consolidated financial statements and have been taken on record by the board of directors vide the meeting dated May 27, 2022.

As per our report of even date
For Walker Chandok & Co LLP
ICAI Firm Registration No. : 001076/N500013
Chartered Accountants

per Neeraj Sharma
Partner

Membership no: 502103
Place: Noida
Date : May 27, 2022

eSigned using Cloud DSC
(Leegality.com - VA785ip)
Neeraj Sharma
Date: Fri May 27 17:37:46 IST
2022

As per our report of even date
For K.S. Rao & Co.
ICAI Firm Registration No. : 003109S
Chartered Accountants

Sudarsana Gupta M S
Digitally signed by Sudarsana Gupta
M S
Date: 2022.05.27 15:39:42 +05'30'

per Sudarshana Gupta M S
Partner

Membership no: 223060
Place: New Delhi
Date : May 27, 2022

For and on behalf of the Board of Directors of
Delhi International Airport Limited

BUCHISANYA
SI RAJU
GRANDHI

G.B.S Raju
Managing Director
DIN-00061686
Place: London

VIDEH
KUMAR
JAIPURIAR

Videh Kumar Jaipuria
Chief Executive Officer
Place: Gurugram

ABHISHEK
CHAWLA
Abhishek Chawla
Company Secretary
Place: New Delhi
Date : May 27, 2022

NARAYANA
RAO KADA

K. Narayana Rao
Whole Time Director
DIN-00016262
Place: Hyderabad

HARI
NAGRANI

Hari Nagrani
Chief Financial Officer
Place: Mumbai

Delhi International Airport Limited

CIN. U63033DL2006PLC146936

Consolidated Statement of Profit and Loss for the year ended March 31, 2022

(All amounts in Rupees Crore, except otherwise stated)

	Notes	March 31, 2022	March 31, 2021
I REVENUE			
Revenue from operations [refer note 44(q)]	23	2,914.07	2,423.47
Other income	24	93.27	71.22
Total revenue		3,007.34	2,494.69
II EXPENSES			
Annual fee to Airports Authority of India (AAI) [refer note 36(l)(h) & (i) & 44(h)]		192.70	338.12
Employee benefits expense	25	228.45	213.33
Depreciation and amortization expense	26	588.29	568.85
Finance costs	27	862.48	696.09
Other expenses	28	779.22	1,188.82
Total expenses		2,651.14	3,005.21
III Profit/ (loss) before share of profit/(loss) of associates and joint ventures, exceptional items and tax		356.20	(510.52)
IV Exceptional items	29	396.66	-
V Loss before share of profit/ (loss) of associates and joint ventures and tax [(III)-(IV)]		(40.46)	(510.52)
VI Share of profit/(loss) of associates and joint ventures	42 & 43	116.49	(8.82)
VII Profit/(loss) before tax [(V)+(VI)]		76.03	(519.34)
Current tax	9	10.46	-
Deferred tax credit	9	(90.75)	(176.18)
Deferred tax reclassified from Cash flow hedge reserve on account of hedge settlement	9	(0.37)	-
Total tax credit		(80.66)	(176.18)
Profit/(loss) for the year		156.69	(343.16)
VIII Other comprehensive income			
A Items that will not be reclassified to profit or loss in subsequent years			
Re-measurement (loss)/gain on defined benefit plans		(0.12)	0.91
Income tax effect		-	(0.32)
B Items that will be reclassified to profit or loss in subsequent years			
Net movement of cash flow hedges	30	(198.85)	198.72
Income tax effect		-	(69.54)
C Share of other comprehensive (loss)/profit of associates and joint ventures		(0.14)	0.23
Total other comprehensive (loss)/income for the year (net of tax) (A+B+C)		(199.11)	130.00
Total comprehensive loss for the year (net of tax)		(42.42)	(213.16)
Earning/(loss) per equity share: [nominal value of share Rs. 10 (March 31, 2021 : Rs. 10)]			
(1) Basic	31	0.64	(1.40)
(2) Diluted	31	0.64	(1.40)
Summary of significant accounting policies	3		

The accompanying notes are an integral part of these consolidated financial statements and have been taken on record by the board of directors vide the meeting dated May 27, 2022.

As per our report of even date

For Walker Chandok & Co LLP

ICAI Firm Registration No. : 001076N/N500013

Chartered Accountants

per Neeraj Sharma

Partner

Membership no: 502103

Place: Noida

Date : May 27, 2022

eSigned using Cloud DSC

(Leegality.com - VA785ip)

Neeraj Sharma

Date: Fri May 27 17:37:46 IST

2022

As per our report of even date

For K.S. Rao & Co.

ICAI Firm Registration No. : 003109S

Chartered Accountants

Sudarsana Gupta M S

per Sudarshana Gupta M S

Partner

Membership no: 223060

Place: New Delhi

Date : May 27, 2022

Digitally signed by
Sudarsana Gupta M S
Date: 2022.05.27 15:41:12
+05'30'

For and on behalf of the Board of Directors of
Delhi International Airport Limited

BUCHISAN

YASI RAJU

GRANDHI

G.B.S Raju

Managing Director

DIN-00061686

Place: London

VIDEH KUMAR

JAIPURIAR

Videh Kumar Jaipuria

Chief Executive Officer

Place: Gurugram

ABHISHEK

CHAWLA

Abhishek Chawla

Company Secretary

Place: New Delhi

Date : May 27, 2022

NARAYAN

A RAO

KADA

K. Narayana Rao

Whole Time Director

DIN-00016262

Place: Hyderabad

HARI

NAGRANI

Hari Nagrani

Chief Financial Officer

Place: Mumbai

Delhi International Airport Limited
CIN. U63033DL2006PLC146936
Consolidated Statement of Change in Equity for the year ended March 31, 2022
(All amounts in Rupees Crore, except otherwise stated)

A. Equity Share Capital

(1) As at March 31, 2022

Balance as at April 1, 2021	Changes during the current period	Balance as at March 31, 2022
2,450.00	-	2,450.00

(2) As at March 31, 2021

Balance as at April 1, 2020	Changes during the current period	Balance as at March 31, 2021
2,450.00	-	2,450.00

B. Other Equity

(1) As at March 31, 2022

Particulars	Reserves and Surplus		Effective portion of Cash Flow Hedges*	Total
	Retained Earnings	Share of OCI of associates and joint ventures		
Balance as at April 1, 2021	116.93	(0.22)	127.29	244.00
Profit for the year	156.69	-	-	156.69
Reclassified to Statement of Profit and Loss on account of hedge settlement	-	-	(1.05)	(1.05)
Less:- Deferred tax reclassified to Statement of Profit and Loss on account of hedge settlement	-	-	(0.37)	(0.37)
Other comprehensive loss (net of tax)	(0.12)	(0.14)	(198.85)	(199.11)
Balance as at March 31, 2022	273.50	(0.36)	(72.98)	200.16

(2) As at March 31, 2021

Particulars	Reserves and Surplus		Effective portion of Cash Flow Hedges*	Total
	Retained Earnings	Share of OCI of		
Balance as at April 1, 2020	459.50	(0.45)	(1.89)	457.16
Loss for the year	(343.16)	-	-	(343.16)
Other comprehensive income (net of tax)	0.59	0.23	129.18	130.00
Balance as at March 31, 2021	116.93	(0.22)	127.29	244.00

* The Holding Company had entered into "call spread option" with various banks for hedging the repayment of 6.125% Senior secured notes (2022) of USD 288.75 million, 6.125% Senior secured notes (2026) of USD 522.60 million and 6.45% Senior secured notes (2029) of USD 500 million which are repayable in February 2022, October 2026 and June 2029 respectively. The Holding Company has adopted Cash flow hedge accounting for Call spread options as per Ind AS 109. Accordingly, the effective portion of gain or loss on the hedging instruments is recognised in Other Comprehensive Income in the Cash flow hedge reserve, while any ineffective portion is recognised immediately in the Statement of profit & loss.

* During the year, the Holding Company has cancelled/matured Call spread Options on principal of USD 288.75 million and Call spread Options on interest liability for full repayment of borrowings USD 288.75 million.

The accompanying notes are an integral part of these consolidated financial statements and have been taken on record by the board of directors vide the meeting dated May 27, 2022.

As per our report of even date

For Walker Chandiok & Co LLP

ICAI Firm Registration No. : 001076N/N500013

Chartered Accountants

per Neeraj Sharma
Partner
Membership no: 502103
Place: Noida
Date : May 27, 2022

eSigned using Cloud DSC
(Leegality.com - VA7851)
Neeraj Sharma

As per our report of even date

For K.S. Rao & Co.

ICAI Firm Registration No. : 003109S

Chartered Accountants

Sudarsana
Gupta M S

Digitally signed by Sudarsana
Gupta M S
Date: 2022.05.27 15:42:50 +0530

per Sudarshana Gupta M S
Partner
Membership no: 223060
Place: New Delhi
Date : May 27, 2022

For and on behalf of the Board of Directors of
Delhi International Airport Limited

BUCHISANYAS

I RAJU

GRANDHI

G.B.S Raju

Managing Director

DIN-00061686

Place: London

VIDEH KUMAR
JAIPURIAR

Videh Kumar Jaipuria

Chief Executive Officer

Place: Gurugram

ABHISHEK

CHAWLA

Abhishek Chawla

Company Secretary

Place: New Delhi

Date : May 27, 2022

NARAYANA
RAO KADA

K. Narayana Rao
Whole Time Director
DIN-00016262
Place: Hyderabad

HARI
NAGRANI
Hari Nagrani
Chief Financial Officer
Place: Mumbai

Delhi International Airport Limited
CIN. U63033DL2006PLC146936
Consolidated Statement of Cash Flow for the year ended March 31, 2022
(All amounts in Rupees Crore, except otherwise stated)

	March 31, 2022	March 31, 2021
Cash flow from operating activities		
Profit/(loss) before tax	76.03	(519.34)
<i>Adjustment to reconcile profit/(loss) before tax to net cash flows</i>		
Depreciation and amortization expenses	588.29	568.85
Provision for doubtful debts / bad debts written off	0.29	-
Reversal of Lease revenue (net of MAF) (Refer Note 44(m))	325.16	-
Interest Receivable written off (Refer Note 44 (b))	19.90	-
Provision for diminution in value of non-current investment	51.60	-
Non Current investment written off	0.10	-
Interest income on deposits/current investment	(63.58)	(45.54)
Exchange differences unrealised (net)	1.85	1.39
Gain on sale of current investments-Mutual fund	(23.03)	(12.06)
Loss/(profit) on discard of Capital work in progress and Property, plant and equipments	1.60	(0.16)
Share of loss/(profit) of associates and joint ventures	(116.49)	8.82
Interest on borrowings	557.48	406.54
Call spread option premium	181.99	201.26
Other borrowing costs	4.29	0.29
Redemption premium on borrowings	1.94	15.41
Rent expenses on financial assets carried at amortised cost	0.90	0.12
Provision against advance to Airports Authority of India (AAI) [refer note 36(l)(h) & (i)]	43.21	446.21
Interest expenses on financial liability carried at amortised cost	73.35	71.13
Deferred income on financial liabilities carried at amortized cost	(107.81)	(104.72)
Fair value gain on financial instruments at fair value through profit or loss	(0.98)	(3.72)
	1,616.09	1,034.48
Working capital adjustment:		
(Decrease)/increase in trade payables	(16.44)	37.24
Increase/(decrease) in other non current liabilities	130.18	(0.44)
Decrease in other current liabilities	(23.30)	(46.00)
Increase in non current deferred revenue	452.78	2.28
Increase/(decrease) in current deferred revenue	85.32	(5.96)
Increase in non current financial liabilities	287.27	260.93
(Decrease)/ increase in current financial liabilities	(31.83)	70.57
Increase in trade receivables	(64.43)	(18.32)
(Increase)/decrease in inventories	(0.96)	0.28
Increase in other non current assets	(602.22)	(1,212.06)
(Increase)/decrease in other current assets	(73.36)	321.14
Increase in other current financial assets	(37.80)	(382.64)
Decrease/(increase) in other non current financial assets	135.44	(15.59)
Increase in non current provisions	3.06	2.81
Increase in current provisions	3.42	-
Cash generated from operations	1,863.22	48.72
Direct taxes (paid)/ refund (net)	(11.26)	49.47
Net cash flow from operating activities (A)	1,851.96	98.19
Cash flows from investing activities		
Purchase of property plant and equipments, including CWIP and capital advances	(1,472.83)	(1,502.97)
Proceeds from sale of property, plant and equipment and CWIP	0.32	0.59
Security deposit given for equipment lease	-	(401.20)
Purchase of current investments	(7,781.29)	(5,572.79)
Sale/maturity of current investments	8,240.21	5,654.68
Dividend received from associates and joint ventures	50.00	27.38
Interest received	149.29	139.17
Investment of margin money deposit	(0.02)	(0.02)
Redemption of fixed deposits with original maturity of more than three months (net)	233.17	377.29
Net cash (used in) investing activities (B)	(581.15)	(1,277.87)

(The space has been intentionally left blank)

Delhi International Airport Limited
CIN. U63033DL2006PLC146936
Consolidated Statement of Cash Flow for the year ended March 31, 2022
(All amounts in Rupees Crore, except otherwise stated)

	March 31, 2022	March 31, 2021
Cash flows from financing activities		
Principal payment of lease liability	(3.61)	(4.23)
Interest payment of lease liability	(1.68)	(1.59)
Proceeds from short term loan from banks	-	264.75
Repayment of short term loan from banks	(242.75)	-
Proceeds from non-current borrowings	-	3,213.63
Repayment of non-current borrowings	(2,142.77)	-
Redemption Premium paid	(16.38)	-
Proceeds from hedge cancellation	264.60	-
Option premium paid	(298.87)	(310.21)
Borrowing cost paid	(28.14)	(31.30)
Interest paid	(852.48)	(666.47)
Net cash (used in)/flow from financing activities (C)	(3,322.08)	2,464.58
Net (decrease)/ increase in cash and cash equivalents (A + B + C)	(2,051.27)	1,284.90
Cash and cash equivalents at the beginning of the year	3,334.20	2,049.30
Cash and cash equivalents at the end of the year	1,282.93	3,334.20
Components of cash and cash equivalents		
Cash on hand	0.05	0.08
Cheques/ drafts on hand	0.58	0.19
With banks		
- on current account	16.43	387.67
- on deposit account	1,265.87	2,946.26
Total cash and cash equivalents (Refer note 12)	1,282.93	3,334.20

Summary of significant accounting policies (Refer note 3)

Explanatory notes to statement of cashflows

- The above cash flow statement has been compiled from and is based on the consolidated balance sheet as at March 31, 2022 and the related consolidated statement of profit and loss for the year.
- Cash and cash equivalents include Rs. 0.30 crore (March 31, 2021: Rs. 1.77 crore), pertaining to Marketing Fund, to be used for sales promotional activities.

3. Changes in liabilities arising from financing activities:-

Particulars	Liabilities arising from financing activities		Assets held to hedge long term borrowings
	Borrowings	Interest accrued on Borrowings	Derivative instrument- Cash flow hedge- call spread option
As at March 31, 2021			
Cash flows	13,041.32	201.41	872.41
Non-cash changes	(2,385.52)	(852.48)	(34.28)
Finance cost	24.39	988.70	290.35
Foreign exchange fluctuation	302.57	-	-
Hedge settlement on prepayment/ maturity	-	-	(264.60)
Change in Fair values	-	-	(140.87)
As at March 31, 2022	10,982.76	337.63	723.01

4. The accompanying notes are an integral part of these consolidated financials statements and have been taken on record by the board of directors vide the meeting dated May 27, 2022.

As per our report of even date
For Walker Chandio & Co LLP
ICAI Firm Registration No.: 001076N/NS00013
Chartered Accountants

per Neeraj Sharma
Partner
Membership no: 502103
Place: Noida
Date: May 27, 2022

eSigned using Cloud DSC
(Leegality.com - VA785ip)
Neeraj Sharma
Date: Fri May 27 17:37:46 IST
2022

As per our report of even date
For K.S. Rao & Co.
ICAI Firm Registration No.: 003109S
Chartered Accountants

Sudarsana
Gupta M S
per Sudarshana Gupta M S
Partner
Membership no: 223060
Place: New Delhi
Date: May 27, 2022

For and on behalf of the Board of Directors of
Delhi International Airport Limited

BUCHISANY
ASI RAJU
GRANDHI

G.B.S Raju
Managing Director
DIN-00061686
Place: London

VIDEH KUMAR
JAIPURIAR

Videh Kumar Jaipuriar
Chief Executive Officer
Place: Gurugram

ABHISHEK
CHAWLA

Abhishek Chawla
Company Secretary
Place: New Delhi
Date: May 27, 2022

NARAYANA
RAO KADA

K. Narayana Rao
Whole Time Director
DIN-00016262
Place: Hyderabad

HARI

NAGRANI
Hari Nagrani
Chief Financial Officer
Place: Mumbai

1. Corporate Information

Delhi International Airport Limited ('DIAL' or 'the Holding Company'), is a Public Limited Company domiciled in India, its subsidiary, associates and joint ventures herein are collectively referred as "the Group". DIAL was incorporated as a Private Limited Company on March 1, 2006 under the provisions of the erstwhile Companies Act, 1956, (replaced with Companies Act 2013 with effect from April 1, 2014) and was converted into a Public Limited Company w.e.f. April 10, 2017. DIAL is into the business of managing the operations and modernization of the Indira Gandhi International Airport ('Delhi Airport'). GMR Airports Limited ('GAL' or 'Holding company of DIAL') a subsidiary of GMR Infrastructure Limited ('GIL' or 'Intermediate Holding Company'), holds majority shareholding in the Holding Company. DIAL had entered into Operation, Management and Development Agreement ('OMDA') with Airports Authority of India ('AAI'), which gives DIAL an exclusive right to operate, maintain, develop, modernize and manage the Delhi Airport on a revenue sharing model for an initial term of 30 years, which can be extended by another 30 years on satisfaction of certain terms and conditions pursuant to the provisions of the OMDA entered between Holding Company and AAI.

The consolidated financial statements were authorised for issue by the board of directors by passing a resolution vide their meeting held on May 27, 2022.

2. A) Basis of Preparation

The consolidated financial statements of the Group have been prepared in accordance with accounting principles generally accepted in India, including the Indian Accounting Standards (Ind AS) notified under section 133 of the Companies Act, 2013, read with the Companies (Indian Accounting Standards) Rules, 2015, as amended from time to time and presentation requirement of division II of schedule III to the Companies Act, 2013 (Ind AS compliant schedule III), as applicable to the consolidated financial statements.

Accounting Policies have been consistently applied except where a newly issued accounting standard is initially adopted or a revision to an existing accounting standard requires a change in the accounting policy hitherto in use [refer note 3].

The consolidated financial statements have been prepared on historical cost convention on an accrual basis, except for the following assets and liabilities which have been measured at fair value or revalued amount:

- Derivative Financial Instruments
- Certain financial assets and liabilities (refer accounting policy regarding financial instruments) which have been measured at fair value.

B) Basis of Consolidation

(i) Subsidiary

Subsidiary includes the entity over which the Group has control. The Group controls an entity when it is exposed or has right to variable return from its involvement with the entity, and has the ability to affect those returns through its power (that is, existing rights that give it the current ability to direct the relevant activities) over the entity. The Group re-assesses whether or not it controls the entity, in case the under-lying facts and circumstances indicate that there are changes to above mentioned parameters that determine the existence of control.

Subsidiary is fully consolidated from the date on which control is transferred to the Group, and they are deconsolidated from the date when control ceases.

(ii) Joint ventures and associates

A joint venture is a type of joint arrangement whereby the parties that have joint control of the arrangement have rights to the net assets of the joint venture. Joint control is the contractually agreed sharing of control of an arrangement, which exists only when decisions about the relevant activities require unanimous consent of the parties sharing control.

An associate is an entity over which the Group has significant influence. Significant influence is the power to participate in the financial and operating policy decisions of the investee but is not control or joint control over those policies.

Joint ventures and associates are accounted for from the date on which Group obtains joint control over the joint venture / starts exercising significant influence over the associate.

(iii) Method of consolidation

Accounting policies of the respective individual subsidiary, joint venture and associate are aligned wherever necessary, so as to ensure consistency with the accounting policies that are adopted by the Group under Ind AS.

The Consolidated financial statements of subsidiary are fully consolidated on a line-by-line basis. Intragroup balances and transactions, and income and expenses arising from intra-group transactions, are eliminated while preparing the said financial statements. The un-realised gains resulting from intra-group transactions are also eliminated. Similarly, the un-realised losses are eliminated, unless the transaction provides evidence as to impairment of the asset transferred.

The Group's investments in its joint ventures and associates are accounted for using the equity method. Accordingly, the investments are carried at cost as adjusted for post-acquisition changes in the Group's share of the net assets of investees. Any excess of the cost over the Group's share of net assets in its joint ventures / associates at the date of acquisition is recognised as goodwill. The goodwill is included within the carrying amount of the investment. The un-realised gains / losses resulting from transactions (including sale of business) with joint ventures and associates are eliminated against the investment to the extent of the Group's interest in the investee. However, un-realised losses are eliminated only to the extent that there is no evidence of impairment.

At each reporting date, the Group determines whether there is objective evidence that the investment is impaired. If there is such evidence, the Group calculates the amount of impairment as the difference between the recoverable amount of investment and its carrying value.

(This space has been intentionally left blank)

Delhi International Airport Limited**CIN. U63033DL2006PLC146936****Notes to the consolidated financial statements for the year ended March 31, 2022****(All amounts in Rupees Crores, except otherwise stated)**

The entities considered in the Consolidated Financial Statements in the year are listed below:

S. No.	Name of the entity	Country of Incorporation	Relationship as at March 31, 2022	Relationship as at March 31, 2021	Percentage of effective ownership interest held (directly or indirectly) as at	
					March 31, 2022	March 31, 2021
1	Delhi Aerotropolis Private Limited (DAPL)*	India	Subsidiary	Subsidiary	-	100%
2	Delhi Aviation Services Private Limited (DASPL)	India	Joint Venture	Joint Venture	50%	50%
3	Delhi Aviation Fuel Facility Private Limited (DAFFPL)	India	Joint Venture	Joint Venture	26%	26%
4	GMR Bajoli Holi Hydropower Private Limited (GBHHPL)**	India	Joint Venture	Joint Venture	20.14%	20.14%
5	Delhi Duty Free Services Private Limited (DDFSPL)	India	Joint Venture	Joint Venture	49.90%	49.90%
6	TIM Delhi Airport Advertising Private Limited (TIMDAA)	India	Associate	Associate	49.90%	49.90%
7	Delhi Airport Parking Services Private Limited (DAPSPL)	India	Associate	Associate	49.90%	49.90%
8	Travel Food Services (Delhi Terminal 3) Private Limited (TFS)	India	Associate	Associate	40%	40%
9	Celebi Delhi Cargo Terminal Management India Private Limited (Celebi)	India	Associate	Associate	26%	26%
10	DIGI Yatra Foundation#	India	Associate	Associate	22.20%	22.20%

*During the year ended March 31, 2022, Delhi Aerotropolis Private Limited has been struck off in Registrar of Companies and now stand dissolved.

** W.e.f. from September 11, 2017, the Holding Company has entered into a share subscription cum shareholder's agreement for acquisition of 17.33% of shareholding in GMR Bajoli Holi Hydropower Private Limited. The Holding Company holds 20.85% of shareholding in GMR Bajoli Holi Hydropower Private Limited as at March 31, 2019 which is subsequently changed to 20.14% as at March 31, 2020.

The Holding Company has invested in DIGI Yatra foundation, a Special Purpose Vehicle (SPV) formed as central platform for identity management of passengers, as Joint Venture (JV) of private airport operators and AAI under Section 8 of the Companies Act, 2013 (Not for Profit Organization). It has been decided by AAI that initially for incorporation AAI, DIAL and Bangalore International Airport Limited (BIAL) will form this Company with shareholding of 26:37:37 respectively. Currently DIGI Yatra foundation is having paid up capital of Rs. 10,000 and DIAL has invested Rs. 2,200. In future, the equity share of Joint Venture Company (JVC) will be 26% of AAI and remaining 74% will be equally divided amongst the Private Airport Operators viz. BIAL, Cochin International Airport Limited, DIAL, GMR Hyderabad International Airport Limited (GHIAL), Mumbai International Airport Limited (MIAL) i.e. 14.8% each.

C) Going concern

In case of Holding Company, the operations were impacted by the Covid-19 pandemic and while management believes that such impacts are short term in nature. The Holding Company has made detailed assessment of its liquidity position for the next one year and of the recoverability and carrying values of its assets as at the balance sheet date and has concluded that there are no material adjustments required in the consolidated financial statements. During the year, the Holding Company has shown significant recovery in the domestic traffic as compared to previous year and the international traffic is expected to recover significantly post removal of restrictions on international flights w.e.f. March 27, 2022. However, the impact of the COVID 19 pandemic on the business operation will be depend on future developments that cannot be reliably predicted. The impact of the COVID 19 pandemic might be different from that estimated as at the date of approval of these consolidated financial statements and the Holding Company will closely monitor any material changes to future economic conditions.

The Delhi Aviation Services Private Limited (DASPL) had entered into Concession Agreement with Delhi International Airport Limited (DIAL) for a period of 10 years effective from 30th July 2010 and ending on 29th July 2020 for provisioning services vis-à-vis Ground Power Unit (GPU), Portable Air Conditioner (PCA) and supplying Purified Water. Considering the business executed by the DASPL and expected business at the inception of the Agreement, the Holding Company had extended the concession period on various dates from July 27, 2020 to March 31, 2022, on the basis of the Cash Reserves available with the DASPL as on March 31, 2022, the DASPL has sufficient cash reserves to meet its obligations for next 12 months period. Accordingly, DASPL financials are prepared on Going Concern basis as on March 31, 2022.

3. Summary of significant accounting policies

a. Use of estimates

The preparation of the consolidated financial statements in conformity with Ind AS requires management to make estimates, judgments and assumptions. These estimates, judgments and assumptions affect the application of accounting policies and the reported amounts of assets and liabilities, the disclosures of contingent assets and liabilities at the date of the consolidated financial statements and reported amounts of

revenues and expenses during the period. Application of accounting policies that require critical accounting estimates involving complex and subjective judgments and the use of assumptions in these consolidated financial statements have been disclosed in Note 33. Accounting estimates could change from year to year. Actual results could differ from those estimates. Appropriate changes in estimates are made as management becomes aware of changes in circumstances surrounding the estimates. Changes in estimates are reflected in the consolidated financial statements in the year in which changes are made and, if material, their effects are disclosed in the notes to these consolidated financial statements.

b. Current versus Non-Current Classification

The Group presents assets and liabilities in the Balance Sheet based on current/ non-current classification. An asset is treated as current when it is:

- a) Expected to be realised or intended to be sold or consumed in normal operating cycle
- b) Held primarily for the purpose of trading
- c) Expected to be realised within twelve months after the reporting period, or
- d) Cash or cash equivalent unless restricted from being exchanged or used to settle a liability for at least twelve months after the reporting period.

The Group classifies all other assets as non-current.

A liability is current when:

- a) It is expected to be settled in normal operating cycle
- b) It is held primarily for the purpose of trading
- c) It is due to be settled within twelve months after the reporting period, or
- d) There is no unconditional right to defer the settlement of the liability for at least twelve months after the reporting period.

The Group classifies all other liabilities as non-current.

Deferred tax assets and liabilities are classified as non-current assets and liabilities.

The operating cycle is the time between the acquisition of assets for processing and their realisation in cash and cash equivalents. The Group has identified twelve months as its operating cycle.

c. Significant Accounting Judgements:

In case of DAPSPL, it has executed Concession agreement with Holding Company for operating car parking facilities at Indira Gandhi International Airport, New Delhi for a period of 25 years.

Appendix A to Ind AS 115 ("Appendix A") contains provisions to cover arrangements between Built Operate and Transfer (BOT) referred to as service concession arrangement ("SCA"). An entity is required to make a careful evaluation with regard to applicability of Service concession arrangement ("SCA") guidance on every BOT arrangement. The applicability of service concession depends whether the grantor controls or regulates what services the operator must provide with the infrastructure, to whom it must provide them, and at what price; and also control the residual interest in the infrastructure.

Post the concession period, the DAPSPL shall handover all the assets to DIAL and the services are open to general public. However, the Management demonstrated that the rates at which services are required to be rendered are not controlled by Holding Company (Grantor) and accordingly concluded that provisions of "SCA" are not applicable.

d. Investments

Investments that are readily realisable and intended to be held for not more than one year from the date on which such investments are made are classified as current investments. All other investments are classified as long-term investments.

On initial recognition, all investments are measured at cost. The cost comprises purchase price and directly attributable acquisition charges such as brokerage, fees and duties. If an investment is acquired, or partly acquired, by the issue of shares or other securities, the acquisition cost is the fair value of the securities issued. If an investment is acquired in exchange for another asset, the acquisition is determined by reference to the fair value of the asset given up or by reference to the fair value of the investment acquired, whichever is more clearly evident.

Current investments are carried in the financial statements at fair value determined on an individual investment basis. Long-term investments are carried at cost. However, provision for diminution in value is made to recognise a decline other than temporary in the value of the investments.

On disposal of an investment the difference between its carrying amount and net disposal proceeds is charged or credited to the consolidated statement of profit and loss.

e. Investments in Associates and Joint Ventures

The Group's investments in its associate and joint venture are accounted for using the equity method. Under the equity method, the investment in an associate or a joint venture is initially recognised at cost. The carrying amount of the investment is adjusted to recognise changes in the Group's share of net assets of the associate or joint venture since the acquisition date. Goodwill relating to the associate or joint venture is included in the carrying amount of the investment and is not tested for impairment individually.

The consolidated statement of profit and loss reflects the Group's share of the results of operations of the associate or joint venture. Any change in OCI of those investees is presented as part of the Group's OCI. In addition, when there has been a change recognised directly in the equity of the associate or joint venture, the Group recognises its share of any changes, when applicable, in the statement of changes in equity. Unrealised gains and losses resulting from transactions between the Group and the associate or joint venture are eliminated to the extent of the interest in the associate or joint venture.

If an entity's share of losses of an associate or a joint venture equals or exceeds its interest in the associate or joint venture (which includes any long term interest that, in substance, form part of the Group's net investment in the associate or joint venture), the entity discontinues recognising its share of further losses. Additional losses are recognised only to the extent that the Group has incurred legal or constructive obligations or made payments on behalf of the associate or joint venture. If the associate or joint venture subsequently reports profits, the entity resumes recognising its share of those profits only after its share of the profits equals the share of losses not recognised.

The aggregate of the Group's share of profit or loss of an associate and a joint venture is shown on the face of the consolidated statement of profit and loss.

The financial statements of the associate or joint venture are prepared for the same reporting period as the Group. When necessary, adjustments are made to bring the accounting policies in line with those of the Group.

After application of the equity method, the Group determines whether it is necessary to recognise an impairment loss on its investment in its associate or joint venture. At each reporting date, the Group determines whether there is objective evidence that the investment in the associate or joint venture is

impaired. If there is such evidence, the Group calculates the amount of impairment as the difference between the recoverable amount of the associate or joint venture and its carrying value, and then recognises the loss as 'Share of profit of an associate and a joint venture' in the consolidated statement of profit or loss.

Upon loss of significant influence over the associate or joint control over the joint venture, the Group measures and recognises any retained investment at its fair value. Any difference between the carrying amount of the associate or joint venture upon loss of significant influence or joint control and the fair value of the retained investment and proceeds from disposal is recognised in consolidated profit or loss.

f. Property, Plant and Equipment

Property, plant and equipment are stated at historical cost less accumulated depreciation. Historical Cost includes expenditure that is directly attributable to the acquisition of the asset. The cost of self-constructed assets includes the cost of materials and direct services, any other costs (net of Cenvat) directly attributable to bringing the assets to its working condition for their intended use.

Assets under installation or under construction as at the balance sheet date are shown as "Capital work-in-progress (CWIP)". Expenditure including finance charges directly relating to construction activity is capitalised.

Capital work in progress includes leasehold improvements under development as at the balance sheet date.

Subsequent costs are included in the asset's carrying amount or recognised as a separate asset, as appropriate, only when it is probable that future economic benefits associated with the item will flow to the Group and the cost of the item can be measured reliably. The carrying amount of any component accounted for as a separate asset is derecognised when replaced. Further, when each major inspection is performed, its cost is recognised in the carrying amount of the item of property, plant and equipment if the recognition criteria are satisfied. All other repairs and maintenance are charged to profit and loss during the reporting period in which they are incurred.

An item of property, plant and equipment and any significant part initially recognised is derecognised upon disposal or when no future economic benefits are expected from its use or disposal. Any gain or loss arising on de-recognition of the asset (calculated as the difference between the net disposal proceeds and the carrying amount of the asset) is included in the statement of profit and loss when the asset is derecognised.

Development fee related to an asset, (net of direct amount incurred to earn aforesaid development fee) is deducted from the gross value of the asset concerned in arriving at the carrying amount of the related asset. The residual values, useful lives and methods of depreciation of property, plant and equipment are reviewed at each financial year end and adjusted prospectively, if appropriate.

Depreciation of Property, Plant and Equipment

Depreciation is calculated on a straight line basis using the useful lives prescribed under Schedule II to the Companies Act, 2013 except for assets individually costing less than Rs. 5,000/-, which are fully depreciated in the year of acquisition and certain assets class i.e. Internal Approach Roads, Electric Panels and Transformers/Sub-station, the Holding Company, based on a technical evaluation, believes that the useful life of such assets is different from the useful life specified in Schedule II to Companies Act 2013.

Delhi International Airport Limited**CIN. U63033DL2006PLC146936****Notes to the consolidated financial statements for the year ended March 31, 2022****(All amounts in Rupees Crores, except otherwise stated)**

The following is a comparison of the useful lives of these assets as adopted by the Holding Company and those prescribed under Schedule II to the Companies Act, 2013:

Type of Assets	Useful life as adopted based on technical evaluation (in years)	Useful life as prescribed in Schedule II to the Companies Act, 2013 (in years)
Roads – Other than RCC	10	5
Transformers/Power Sub-Stations (included in Plant and Machinery)	15	10
Electric Panels (included in Electrical Installations and Equipment)	15	10

The useful life of the assets which are not as per schedule II of the Companies Act 2013, have been estimated by the management based on internal technical evaluation. The Property, plant and equipment acquired under finance lease is depreciated over the asset's useful life; or over the shorter of the asset's useful life and the lease term, if there is no reasonable certainty that the Group will obtain ownership at the end of lease term.

On June 12, 2014, the Airport Economic Regulatory Authority ("the Authority") has issued a consultation paper viz.05/2014-15 in the matter of Normative Approach to Building Blocks in Economic Regulation of Major Airports wherein it, inter alia, mentioned that the Authority proposes to lay down, to the extent required, the depreciation rates for airport assets, taking into account the provisions of the useful life of assets given in Schedule II of the Companies Act, 2013, that have not been clearly mentioned in the Schedule II of the Companies Act, 2013 or may have a useful life justifiably different than that indicated in the Companies Act, 2013 in the specific context to the airport sector. Pursuant to above, the Authority has issued order no. 35/2017-18 on January 12, 2018 which is further amended on April 09, 2018, in the matter of Determination of Useful life of Airport Assets, which will be effective from April 01, 2018.

Accordingly, the Holding Company's management is of the view that useful lives considered by the Holding Company for most of the assets except passenger related Furniture and Fixtures are in line with the useful life proposed by AERA in its order dated January 12, 2018, which is further amended on April 09, 2018.

Leasehold Improvements are improvements, betterments, or modifications of leased property which will benefit the Group for the period of more than one year. The amount of leasehold improvements are capitalised and amortised over the period of lease or economic useful life whichever is lower.

Some of the Group companies have been following useful life for their Fixed Assets which are different from the lives published under Schedule II to the Companies Act, 2013 based on the estimation of useful lives done by the respective Management.

Type of Assets	Useful life as adopted by the management of respective entities in the group based on technical evaluation	Life of Asset As per Sch II of the Companies Act 2013 (in years)
Building	25 or remaining life of the concession period whichever is earlier	30
Plant and machinery	3- 15 or concession period whichever is earlier	15
Electrical Fittings	3-15	10
Office Equipments	3-10	5
Furniture and Fittings	3 – 10	10
Computers (including servers and network)	3 – 6	3-6
Vehicles	5 – 10	8

In case of GBHHPL, with respect to plant and machinery the life of the asset is considered 25 years as prescribed by Central Electricity Regulatory Commission(CERC) being the regulator of energy sector. Leasehold land is amortised from the date of commercial operation in case of power plants.

g. Intangible assets

Identifiable intangible assets are recognised:

- a) when the Group controls the asset,
- b) it is probable that future economic benefits attributed to the asset will flow to the Group and
- c) the cost of the asset can be reliably measured.

Intangible assets acquired separately are measured on initial recognition at cost. Following initial recognition, intangible assets are carried at cost less accumulated amortisation and accumulated impairment losses, if any.

In case of Holding Company, intangible assets include software, upfront fee paid as airport concessionaire rights and other costs (excluding operation support costs) paid to the Airports Authority of India (AAI) pursuant to the terms and conditions of the OMDA.

In DDFS, license represents right to run and operate duty free shops and represents time value of security deposit amount paid to the Holding Company in accordance with the terms of concession arrangement.

Gain or losses arising from derecognition of other intangible asset are measured as the difference between the net disposal proceeds and the carrying amount of the other intangible asset and are recognised in the Consolidated Statement of Profit and Loss when the asset is derecognised.

Subsequent costs is capitalised only when it increases the future economic benefits embodied in the specific asset to which it relates. All other expenditure on other intangible assets is recognised in the Consolidated Statement of Profit and Loss, as incurred.

Amortisation of Intangible Assets

Intangible assets are amortised over the useful economic life and assessed for impairment whenever there is an indication that the intangible asset may be impaired. The amortisation period and the amortisation method for an intangible asset with a finite useful life are reviewed at the end of each reporting period. Changes in the expected useful life or the expected pattern of consumption of future economic benefits embodied in the asset are considered to modify the amortisation period or method, as appropriate, and are treated as changes in accounting estimates. The amortisation expense on intangible assets with finite lives is recognised in these consolidated financial statements.

Intangible assets with indefinite useful lives that are acquired separately are carried at cost less accumulated impairment losses, if any.

Amortisation is calculated to write off the cost of other intangible assets over their estimated useful lives 1-6 years for software and 5-10 years for Franchise rights fee using the straight-line method. Amortisation is calculated on a pro-rata basis for assets purchased/ disposed during the year.

The Holding Company amortises, upfront fee paid as airport concession rights and other costs paid to AAI referred to above are recognized and amortized over the initial period of 30 years and extended period of OMDA i.e. 60 years. Other intangible assets are amortised over the useful life of asset or six years, whichever is lower.

Service concession arrangements:

CELEBI constructs or upgrades infrastructure (construction or upgrade services) used to provide a public service and operates and maintains that infrastructure (operation services) for a specified period of time. These arrangements may include Infrastructure used in a public-to-private service concession arrangement for its entire useful life.

Under Appendix C to Ind AS 115 – Service Concession Arrangements, these arrangements are accounted for based on the nature of the consideration. The intangible asset model is used to the extent that the Company receives a right (i.e. a concessionaire) to charge users of the public service. The financial asset model is used when the Company has an unconditional contractual right to receive cash or another financial asset from or at the direction of the grantor for the construction services. When the unconditional right to receive cash covers only part of the service, the two models are combined to account separately for each component. If the Company performs more than one service (i.e., construction or upgrade services and operation services) under a single contract or arrangement, consideration received or receivable is allocated by reference to their relative fair values of the services delivered when the amounts are separately identifiable.

CELEBI has entered into Concessionaire Agreement with Holding Company which gives it right to operate, maintain, develop, modernise and manage the existing Cargo Terminal for a period till March 31, 2034 and the new Domestic Terminal at Delhi for a period till March 31, 2021. The concession arrangement is a service concession arrangement under appendix C to Ind AS 115. The CELEBI has a right to charge the users for the services and therefore, the same has been classified under Intangible assets model.

The intangible asset is amortised over the shorter of the estimated period of future economic benefits which the intangible assets are expected to generate or the concession period, from the date they are available for use.

An asset carried under concession arrangements is derecognised on disposal or when no future economic benefits are expected from its future use or disposal.

h. Government Grant and subsidies

Grants and subsidies from the government are recognized when there is reasonable assurance that

- (i) the Group will comply / have complied with the conditions attached to them, and
- (ii) the grant / subsidy will be received.

When the grant/ subsidy relates to revenue, it is recognized under other income in the Consolidated Statement of Profit and Loss in the period of receipts of such grant/ subsidy, at the amount expected to be realized.

i. Borrowing Cost

Borrowing costs, net of income on investments from surplus fund from specific borrowing, directly attributable to the acquisition, construction or production of a qualifying asset are capitalised as part of the cost of the asset. A qualifying asset is one that necessarily takes a substantial period of time to get ready for its intended use or sale are capitalised as part of the cost of the respective asset. All other borrowing costs are expensed on EIR basis in the period in which they occur.

Borrowing costs consist of interest, premium on call spread option and other costs that an entity incurs in connection with the borrowing of funds. Borrowing cost also includes exchange differences to the extent regarded as an adjustment to the borrowing costs.

j. Leases

The group assesses a contract at inception whether a contract is, or contains, a lease. That is, if the contract conveys the right to control the use of an identified asset for a period of time in exchange for consideration.

Group as a lessee:

The Group applies a single recognition and measurement approach for all leases, except for short-term leases and leases of low-value assets. The Group recognizes lease liabilities to make lease payments and right-of-use assets representing the right to use the underlying assets.

Right-of-use assets: The Group recognises right-of-use assets at the commencement date of the lease (i.e., the date the underlying asset is available for use). Right-of-use assets are measured at cost, less any accumulated depreciation and impairment losses, and adjusted for any remeasurement of lease liabilities. The cost of right-of-use assets includes the amount of lease liabilities recognised, initial direct costs incurred, and lease payments made at or before the commencement date less any lease incentives received.

The right-of-use assets are depreciated on a straight-line basis over the shorter of the lease term and the estimated useful lives of the assets. The estimated useful lives of right-of-use assets are determined on the same basis as those of property and equipment. In addition, the right-of-use asset is periodically reduced by impairment losses, if any, and adjusted for certain remeasurements of the lease liability.

Lease liabilities: At the commencement date of the lease, the Group recognises lease liabilities measured at the present value of lease payments to be made over the lease term.

The lease payments included in the measurement of the lease liability include fixed payments (including in substance fixed payments), variable lease payments that depend on an index or a rate, and amounts expected to be paid under residual value guarantees. The lease payments also include the exercise price of a purchase option reasonably certain to be exercised by the Group and payments of penalties for terminating the lease, if the lease term reflects the Group exercising the option to terminate.

Lease payments are apportioned between finance charges and reduction of the lease liability so as to achieve a constant rate of interest on the remaining balance of the liability. Finance charges are recognised in finance costs in the statement of profit and loss.

In case of a short term lease contract and lease contracts for which the underlying asset is of low value, lease payments are charged to statement of profit and loss on accrual basis.

Group as a lessor:

Leases in which the Group does not transfer substantially all the risks and rewards of ownership of an asset are classified as operating leases. Income from operating lease is recognised on a straight-line basis over the term of the relevant lease.

Initial direct costs incurred in negotiating and arranging an operating lease are added to the carrying amount of the leased asset and recognised over the lease term on the same basis as rental income. Contingent rents are recognised as revenue in the period in which they are earned. Leases are classified as finance leases when substantially all of the risks and rewards of ownership transfers from the Company to the lessee. Amounts due from lessees under finance leases are recorded as receivables at the Company's net investment in the leases. Finance lease income is allocated to accounting periods so as to reflect a constant periodic rate of return on the net investment outstanding in respect of the lease.

k. Inventories

Spare parts, stand-by equipment and servicing equipment are recognised in accordance with Ind AS-16 when they meet the definition of Property, Plant and Equipment. Otherwise, such items are classified as inventory. Inventories are valued at the lower of cost and net realizable value. Cost is determined on a weighted average basis and includes other directly associated costs in bringing the inventories to their present location and condition.

However, in respect of TFS, cost of inventories is determined on First in First out ('FIFO') basis. The value of inventories in respect of the entity is not significant and as such, has not been aligned with Group accounting policy.

Provision is made for items which are expired/not likely to be consumed and other anticipated losses wherever considered necessary.

Net realizable value is the estimated selling price in the ordinary course of business, less estimated costs of completion and estimated costs necessary to make the sale.

l. Impairment of non-financial assets

The Group assesses at each reporting date whether there is an indication that an asset may be impaired. If any indication exists, or when annual impairment testing for an asset is required, the Group estimates the asset's recoverable amount. An asset's recoverable amount is the higher of an asset's or cash generating units' (CGUs) fair value less cost of disposal and its value in use. The recoverable amount is determined for an individual asset, unless the asset does not generate cash inflows that are largely independent of those from other assets or group of assets. When the carrying amount of an asset or CGU exceeds its recoverable amount, the asset is considered impaired and is written down to its recoverable amount.

In assessing value in use, the estimated future cash flows are discounted to their present value using a pre-tax discount rate that reflects current market assessments of the time value of money and the risks specific to the asset. In determining fair value less cost of disposal, recent market transactions are taken into account. The Group bases its impairment calculation on detailed budgets and forecast calculations, which are prepared separately for each of the Group's CGUs to which the individual assets are allocated. These budgets and forecast calculations generally cover a period of five years. For longer periods, a long-term growth rate is calculated and applied to project future cash flows after the fifth year. To estimate cash flow projections beyond periods covered by the most recent budgets/forecasts, the Group extrapolates cash flow projections in the budget using a steady or declining growth rate for subsequent years, unless an increasing rate can be justified.

Impairment losses of continuing operations, including impairment on inventories, are recognised in the consolidated statement of profit and loss. After impairment, depreciation is provided on the revised carrying amount of the asset over its remaining useful life.

For assets an assessment is made at each reporting date to determine whether there is an indication that previously recognised impairment losses no longer exist or have decreased. If such indication exists, the Group estimates the asset's or CGU's recoverable amount. A previously recognised impairment loss is reversed only if there has been a change in the assumptions used to determine the asset's recoverable amount since the last impairment loss was recognised. The reversal is limited so that the carrying amount of the asset does not exceed its recoverable amount, nor exceed the carrying amount that would have been determined, net of depreciation, had no impairment loss been recognised for the asset in prior years. Such reversal is recognised in the statement of profit and loss.

m. Provisions, Contingent liabilities and Commitments

Provisions are recognised when the Group has a present obligation (legal or constructive) as a result of a past event, it is probable that an outflow of resources embodying economic benefits will be required to settle the obligation and a reliable estimate can be made of the amount of the obligation. When the Group expects some or all of a provision to be reimbursed, for example, under an insurance contract, the reimbursement is recognised as a separate asset, but only when the reimbursement is virtually certain. The expense relating to a provision is presented in the consolidated statement of profit and loss net of any reimbursement.

If the effect of the time value of money is material, provisions are discounted using a current pre-tax rate that reflects, when appropriate, the risks specific to the liability. When discounting is used, the increase in the provision due to the passage of time is recognised as a finance cost.

Provision for Decommissioning cost: In Case of TFS, the company records a provision for decommissioning costs of outlets located at Indira Gandhi International Airport, New Delhi. Decommissioning costs are provided at the present value of expected costs to settle the obligation using estimated cash flows and are recognised as part of the cost of the particular asset. The cash flows are discounted at a current pre-tax rate that reflects the risks specific to the decommissioning liability. The unwinding of the discount is expensed as incurred and recognised in the Statement of Profit and Loss as a finance cost. The estimated future costs of decommissioning are reviewed annually and adjusted as appropriate. Changes in the estimated future costs or in the discount rate applied are added to or deducted from the cost of the asset and any short / excess is adjusted from Statement of Profit and Loss.

Contingent liability is disclosed in the case of:

- A present obligation arising from past events, when it is not probable that an outflow of resources will be required to settle the obligation
- A present obligation arising from past events, when no reliable estimate is possible
- A possible obligation arising from past events, unless the probability of outflow of resources is remote

Commitments include the amount of purchase order (net of advances) issued to parties for completion of assets. Provisions, contingent liabilities, contingent assets and commitments are reviewed at each reporting date.

Provisions for onerous contracts are recognized when the expected benefits to be delivered by the Group from a contract are lower than the unavoidable costs of meeting the future obligations under the contract. The provision is measured at the present value of the lower of the expected cost of terminating the contract and the expected net cost of continuing with the contract. Before a provision is established the Group recognizes any impairment loss on the assets associated with that contract.

n. Contingent assets

Contingent assets usually arise from unplanned or other unexpected events that give rise to the possibility of an inflow of economic benefits to the entity. Contingent assets are recognized when the realisation of income is virtually certain, then the related asset is not a contingent asset and its recognition is appropriate.

Contingent assets are reviewed at each reporting date. A contingent asset is disclosed where an inflow of economic benefits is probable.

o. Retirement and Other Employee Benefits

Defined benefit plan

Retirement benefit in the form of provident fund is a defined benefit scheme. DIAL contributes its portion of contribution to DIAL Employees Provident Fund Trust ('the Trust'). DIAL has an obligation to make good the shortfall, if any, between the return from the investments of the Trust and the notified interest rate which is determined by actuary and accounted by the DIAL as provident fund cost.

Retirement benefit in the form of Superannuation Fund and Employee State Insurance are defined contribution schemes and the contributions are charged to the consolidated statement of profit and loss of the year when the contributions to the respective funds are due. The Holding Company has no obligation, other than the contribution payable to the respective trusts.

All employee benefits payable/available within twelve months of rendering the service are classified as short-term employee benefits. Benefits such as salaries, wages and bonus etc., are recognised in the consolidated statement of profit and loss in the period in which the employee renders the related service.

The Group recognizes contribution payable as expenditure, when an employee renders the related service. If the contribution payable to the scheme for service received before the reporting date exceeds the contribution already paid, the deficit payable to the scheme is recognized as a liability after deducting the contribution already paid. If the contribution already paid exceeds the contribution due for services received before the balance sheet date, then excess is recognized as an asset to the extent that the pre-payment will lead to a reduction in future payment or a cash refund.

Gratuity Liability is a defined benefit obligation and is provided for on the basis of an actuarial valuation on projected unit credit method made at the end of each financial year. Every employee who has completed five years or more of service gets a gratuity on separation at 15 days' salary (based on last drawn basic salary) for each completed year of service.

Gratuity liability in case of the Holding Company and CELEBI is funded through policy taken from Life Insurance Corporation of India.

The Group treats accumulated leave including sick leave expected to be carried forward beyond twelve months, as long-term employee benefit for measurement purposes. Such long-term compensated absences including sick leave are provided for based on the actuarial valuation using the projected unit credit method at the year-end. Actuarial gains / losses are immediately taken to the consolidated statement of profit and loss and are not deferred.

Re-measurements, comprising of actuarial gains and losses, the effect of the asset ceiling, excluding amounts included in net interest on the net defined benefit liability and the return on plan assets (excluding amounts included in net interest on the net defined benefit liability), are recognised immediately in the balance sheet with a corresponding debit or credit to retained earnings through OCI in the period in which they occur. Re-measurements are not reclassified to profit or loss in subsequent periods. Past service costs are recognised in profit or loss on the earlier of:

- i) The date of the plan amendment or curtailment, and
- ii) The date that the Group recognises related restructuring costs.

The cost of providing benefits under the defined benefit plan is determined using the projected unit credit method.

Net interest is calculated by applying the discount rate to the net defined benefit liability or asset. The Group recognises the following changes in the net defined benefit obligation as an expense in the consolidated statement of profit and loss:

- Service costs comprising current service costs, past-service costs, gains and losses on curtailments and non-routine settlements; and
- Net interest expense or income

p. Financial Instruments

A financial instrument is any contract that gives rise to a financial asset of one entity and a financial liability or equity instrument of another entity.

I) Financial assets

Initial recognition and measurement

Financial assets are classified, at initial recognition, as subsequently measured at amortised cost, fair value through other comprehensive income (OCI), and fair value through profit or loss.

The classification of financial assets at initial recognition depends on the financial asset's contractual cash flow characteristics and the Group's business model for managing them. With the exception of trade receivables that do not contain a significant financing component or for which the Group has applied the practical expedient, the Group initially measures a financial asset at its fair value plus, in the case of a financial asset not at fair value through profit or loss, transaction costs. Trade receivables that do not contain a significant financing component or for which the Group has applied the practical expedient are measured at the transaction price determined under Ind AS 115. Refer to the accounting policies in section (w) Revenue from contracts with customers.

In order for a financial asset to be classified and measured at amortised cost or fair value through OCI, it needs to give rise to cash flows that are 'solely payments of principal and interest (SPPI)' on the principal amount outstanding. This assessment is referred to as the SPPI test and is performed at an instrument level. The Group's business model for managing financial assets refers to how it manages its financial assets in order to generate cash flows. The business model determines whether cash flows will result from collecting contractual cash flows, selling the financial assets, or both.

Purchases or sales of financial assets that require delivery of assets within a time frame established by regulation or convention in the market place (regular way trades) are recognised on the trade date, i.e., the date that the Group commits to purchase or sell the asset.

Subsequent measurement

For purposes of subsequent measurement, financial assets are classified in three broad categories:

- a) Financial assets at amortised cost
- b) Financial assets at fair value through profit or loss (FVTPL)
- c) Financial assets at fair value through other comprehensive income (FVTOCI)

Financial assets at amortised cost: A 'Financial asset' is measured at the amortised cost if both the following conditions are met:

- a) The asset is held within a business model whose objective is to hold assets for collecting contractual cash flows, and
- b) Contractual terms of the asset give rise on specified dates to cash flows that are solely payments of principal and interest (SPPI) on the principal amount outstanding.

After initial measurement, such financial assets are subsequently measured at amortised cost using the effective interest rate (EIR) method. Amortised cost is calculated by taking into account any discount or

premium on acquisition and fees or costs that are an integral part of the EIR. The EIR amortisation is included in other income in the consolidated statement of profit and loss.. The losses arising from impairment are recognised in the consolidated statement of profit and loss.. This category generally applies to trade and other receivables. For more information on receivables, refer to Note 11.

Financial assets at FVTOCI

A financial asset is measured at the FVTOCI if both of the following criteria are met:

- The asset is held within the business model, whose objective is achieved both by collecting contractual cash flows and selling the financial assets, and
- The contractual terms of the financial asset give rise on specified dates to cash flows that are SPPI on the principal amount outstanding.

If the Group decides to classify an equity instrument as at FVTOCI, then all fair value changes on the instrument, excluding dividends, are recognized in the OCI. There is no recycling of the amounts from OCI to P&L, even on sale of investment. However, the Group may transfer the cumulative gain or loss within equity.

Financial assets at FVTPL: FVTPL is a residual category for financial assets. Any Financial asset, which does not meet the criteria for categorization as at amortized cost or as at Fair Value through OCI (FVTOCI), is classified as at FVTPL.

In addition, the Group may elect to designate a Financial assets, which otherwise meets amortized cost or FVTOCI criteria, as at FVTPL. However, such election is allowed only if doing so reduces or eliminates a measurement or recognition inconsistency (referred to as ‘accounting mismatch’). Financial assets included within the FVTPL category are measured at fair value with all changes recognized in the consolidated statement of profit and loss.

Derecognition of financial assets

A financial asset (or, where applicable, a part of a financial asset or part of a group of similar financial assets) is primarily derecognised when:

- The rights to receive cash flows from the asset have expired or
- The Group has transferred its rights to receive cash flows from the asset or has assumed an obligation to pay the received cash flows in full without material delay to a third party under a ‘pass-through’ arrangement; and either (a) the Group has transferred substantially all the risks and rewards of the asset, or (b) the Group has neither transferred nor retained substantially all the risks and rewards of the asset, but has transferred control of the asset.

When the Group has transferred its rights to receive cash flows from an asset or has entered into a pass-through arrangement, it evaluates if and to what extent it has retained the risks and rewards of ownership. When it has neither transferred nor retained substantially all of the risks and rewards of the asset, nor transferred control of the asset, the Group continues to recognise the transferred asset to the extent of the Group’s continuing involvement. In that case, the Group also recognises an associated liability. The transferred asset and the associated liability are measured on a basis that reflects the rights and obligations that the Group has retained.

Continuing involvement that takes the form of a guarantee over the transferred asset is measured at the lower of the original carrying amount of the asset and the maximum amount of consideration that the Group could be required to repay.

Impairment of financial assets

In accordance with Ind AS 109, the Group applies expected credit loss (ECL) model for measurement and recognition of impairment loss on the following financial assets and credit risk exposure:

Financial assets measured at amortised cost e.g., deposits, trade receivables and bank balance.

The Group follows 'simplified approach' for recognition of impairment loss allowance on trade receivables or contract revenue receivables.

The application of simplified approach does not require the Group to track changes in credit risk. Rather, it recognises impairment loss allowance based on lifetime ECLs at each reporting date, right from its initial recognition.

For recognition of impairment loss on other financial assets and risk exposure, the Group determines that whether there has been a significant increase in the credit risk since initial recognition. If credit risk has not increased significantly, 12-month ECL is used to provide for impairment loss. However, if credit risk has increased significantly, lifetime ECL is used. If, in a subsequent period, credit quality of the instrument improves such that there is no longer a significant increase in credit risk since initial recognition, then the entity reverts to recognising impairment loss allowance based on 12-month ECL.

Lifetime ECL are the expected credit losses resulting from all possible default events over the expected life of a financial instrument. The 12-month ECL is a portion of the lifetime ECL which results from default events that are possible within 12 months after the reporting date.

ECL is the difference between all contractual cash flows that are due to the Group in accordance with the contract and all the cash flows that the entity expects to receive (i.e., all cash shortfalls), discounted at the original EIR. When estimating the cash flows, an entity is required to consider:

- All contractual terms of the financial instrument (including prepayment, extension, call and similar options) over the expected life of the financial instrument. However, in rare cases when the expected life of the financial instrument cannot be estimated reliably, then the entity is required to use the remaining contractual term of the financial instrument.
- Cash flows from the sale of collateral held or other credit enhancements that are integral to the contractual terms.

As a practical expedient, the Group uses a provision matrix to determine impairment loss allowance on portfolio of its trade receivables. The provision matrix is based on its historically observed default rates over the expected life of the trade receivables and is adjusted for forward-looking estimates. At every reporting date, the historical observed default rates are updated and changes in the forward-looking estimates are analysed.

For assessing increase in credit risk and impairment loss, the Group combines financial instruments on the basis of shared credit risk characteristics with the objective of facilitating an analysis that is designed to enable significant increases in credit risk to be identified on a timely basis.

II. Financial liabilities

i. Initial recognition and measurement

All financial liabilities are initially recognised when the Group becomes a party to the contractual provisions of the instrument.

Financial liabilities are classified, at initial recognition, as financial liabilities at fair value through profit or loss, loans and borrowings, payables, or as derivatives designated as hedging instruments in an effective hedge, as appropriate.

All financial liabilities are recognised initially at fair value and, in the case of loans and borrowings and payables, net of directly attributable transaction costs.

The Group's financial liabilities include trade and other payables, loans and borrowings including derivative financial instruments.

ii. Subsequent measurement

Financial liabilities designated upon initial recognition at fair value through profit or loss are designated as such at the initial date of recognition, and only if the criteria in Ind AS 109 are satisfied. For liabilities designated as FVTPL, fair value gains/ losses attributable to changes in own credit risk are recognized in OCI. These gains/ loss are not subsequently transferred to consolidated statement of profit and loss. However, the Group may transfer the cumulative gain or loss within equity. All other changes in fair value of such liability are recognised in the consolidated statement of profit and loss. The Group has not designated any financial liability as at fair value through profit and loss.

iii. De-Recognition of Financial liability

A financial liability is derecognised when the obligation under the liability is discharged or cancelled or expired. When an existing financial liability is replaced by another from the same lender on substantially different terms, or the terms of an existing liability are substantially modified, such an exchange or modification is treated as the derecognition of the original liability and the recognition of a new liability. The difference in respective carrying amounts is recognised in consolidated statement of Profit and Loss.

III. Offsetting of financial instruments:

Financial assets and financial liabilities are offset and the net amount is reported in the balance sheet if there is a currently enforceable legal right to offset the recognised amounts and there is an intention to settle on a net basis, to realise the assets and settle the liabilities simultaneously.

q. Loans and borrowings

This is the category most relevant to the Group. After initial recognition, interest-bearing loans and borrowings are subsequently measured at amortised cost using the EIR method. Gains and losses are recognised in profit or loss when the liabilities are derecognised as well as through the EIR amortisation process.

Amortised cost is calculated by taking into account any discount or premium on acquisition and fees or costs that are an integral part of the EIR. The EIR amortisation is included as finance costs in the consolidated statement of profit and loss.

r. Derivative financial instruments and hedge accounting

Initial Recognition and subsequent measurement

The Group uses derivative financial instruments, such as call spread options and interest rate swaps to hedge its foreign currency risks and interest rate risks, respectively.

Such derivative financial instruments are initially recognised at fair value on the date on which a derivative contract is entered into and are subsequently re-measured at fair value. Derivatives are carried as financial assets when the fair value is positive and as financial liabilities when the fair value is negative.

Any gains or losses arising from changes in the fair value of derivatives are taken directly to profit or loss, except for the effective portion of cash flow hedges, which is recognised in OCI and later reclassified to profit or loss when the hedge item affects profit or loss.

For the purpose of hedge accounting, hedges are classified as:

- a) Fair value hedges when hedging the exposure to changes in the fair value of a recognised asset or liability or an unrecognised firm commitment;
- b) Cash flow hedges when hedging the exposure to variability in cash flows that is either attributable to a particular risk associated with a recognised asset or liability or a highly probable forecast transaction or the foreign currency risk in an unrecognised firm commitment;
- c) Hedges of a net investment in a foreign operation.

At the inception of a hedge relationship, the Group formally designates and documents the hedge relationship to which the Group wishes to apply hedge accounting and the risk management objective and strategy for undertaking the hedge. The documentation includes the Group's risk management objective and strategy for undertaking hedge, the hedging / economic relationship, the hedged item or transaction, the nature of the risk being hedged, hedge ratio and how the entity will assess the effectiveness of changes in the hedging instrument's fair value in offsetting the exposure to changes in the hedged item's fair value or cash flows attributable to the hedged risk. Such hedges are expected to be highly effective in achieving offsetting changes in fair value or cash flows and are assessed on an ongoing basis to determine that they actually have been highly effective throughout the financial reporting periods for which they were designated.

Cash flow hedges that meet the strict criteria for hedge accounting are accounted for as described below:

The effective portion of the gain or loss on the hedging instrument is recognised in OCI in the cash flow hedge reserve, while any ineffective portion is recognised immediately in the consolidated statement of profit and loss.

Amounts recognised as OCI are transferred to profit or loss when the hedged transaction affects profit or loss, such as when the hedged financial income or financial expense is recognised or when a forecast sale occurs.

If the hedging instrument expires or is sold, terminated or exercised without replacement or rollover (as part of the hedging strategy), or if its designation as a hedge is revoked, or when the hedge no longer meets the criteria for hedge accounting, any cumulative gain or loss previously recognised in OCI remains separately in equity until the forecast transaction occurs or the foreign currency firm commitment is met.

Presentation of derivative contracts in the financial statement

Derivative assets and liabilities recognized on the balance sheet are presented as current and non-current based on the classification of the underlying hedged item.

s. Cash and cash equivalents

Cash and cash equivalent in the balance sheet comprise cash at banks and on hand and short-term deposits with an original maturity of three months or less, which are subject to an insignificant risk of changes in value.

For the purpose of the statement of cash flows, cash and cash equivalents consist of cash and short-term deposits, as defined above, net of outstanding bank overdrafts as they are considered an integral part of the Group's cash management.

t. Foreign Currencies

Functional Currency

The Consolidated financial statements are presented in Indian rupees (INR), which is also the Group's functional currency.

Transactions and Translations

Transactions in foreign currencies are initially recorded by the Group at their respective functional currency spot rates at the date the transaction first qualifies for recognition. However, for practical reasons, the Group uses an average rate if the average approximates the actual rate at the date of the transaction.

Monetary assets and liabilities denominated in foreign currencies are translated at the functional currency spot rates of exchange at the reporting date.

Exchange differences arising on settlement or translation of monetary items are recognised in profit or loss. Non-monetary items that are measured in terms of historical cost in a foreign currency are translated using the exchange rates at the dates of the initial transactions.

In case of DDFS, Non-monetary items that are measured in terms of historical cost in a foreign currency are translated using the exchange rates at the dates of the initial transactions. Non-monetary items that are measured at fair value in a foreign currency are translated using the exchange rate at the date when the fair value is determined. The gain or loss arising on translation of non-monetary items measured at fair value is treated in line with the recognition of the gain or loss on the change in fair value of the item (i.e., translation differences on items whose fair value gain or loss is recognized in OCI or statement of profit and loss are also recognized in OCI or profit or loss, respectively).

u. Fair value measurement

The Group measures financial instruments, such as, derivatives at fair value at each balance sheet date, available-for-sale equity securities and derivatives at fair value on a recurring basis and other assets when impaired by reference to fair value less costs of disposal. Additionally, the fair value of other financial assets and liabilities require disclosure.

Fair value is the price that would be received to sell an asset or paid to transfer a liability in an orderly transaction between market participants at the measurement date. The fair value measurement is based on the presumption that the transaction to sell the asset or transfer the liability takes place either:

- In the principal market for the asset or liability, or
- In the absence of a principal market, in the most advantageous market for the asset or liability

The principal or the most advantageous market must be accessible by the Group.

The fair value of an asset or a liability is measured using the assumptions that market participants would use when pricing the asset or liability, assuming that market participants act in their best economic interest.

A fair value measurement of a non-financial asset takes into account a market participant's ability to generate economic benefits by using the asset in its highest and best use or by selling it to another market participant that would use the asset in its highest and best use.

The Group uses valuation techniques that are appropriate in the circumstances and for which sufficient data are available to measure fair value, maximising the use of relevant observable inputs and minimising the use of unobservable inputs.

All assets and liabilities for which fair value is measured or disclosed in the consolidated financial statements are categorised within the fair value hierarchy, described as follows, based on the lowest level input that is significant to the fair value measurement as a whole:

Level 1 — Quoted (unadjusted) market prices in active markets for identical assets or liabilities

Level 2 — Valuation techniques for which the lowest level input that is significant to the fair value measurement is directly or indirectly observable.

Level 3 — Valuation techniques for which the lowest level input that is significant to the fair value measurement is unobservable.

For assets and liabilities that are recognised in the consolidated financial statements on a recurring basis, the Group determines whether transfers have occurred between levels in the hierarchy by re-assessing categorisation (based on the lowest level input that is significant to the fair value measurement as a whole) at the end of each reporting period.

The Group determines the policies and procedures for recurring fair value measurement, such as derivative instruments and unquoted financial assets measured at fair value.

External valuers are involved for valuation of significant assets or liabilities such as derivative instruments, unquoted financial assets and contingent consideration. Selection criteria include market knowledge, reputation, independence and whether professional standards are maintained.

For impairment testing purposes and where significant assets (such as property) are valued by reference to fair value less costs of disposal, an external valuation will normally be obtained using professional valuers who have appropriate market knowledge; reputation and independence

At each reporting date, the Group analyses the movements in the values of assets and liabilities which are required to be re-measured or re-assessed as per the Group's accounting policies. For this analysis, the Group verifies the major inputs applied in the latest valuation by agreeing the information in the valuation computation to contracts and other relevant documents.

For the purpose of fair value disclosures, the Group has determined classes of assets and liabilities on the basis of the nature, characteristics and risks of the asset or liability and the level of the fair value hierarchy as explained above.

This note summarises accounting policy for fair value. Other fair value related disclosures are given in the relevant notes as mentioned below.

- a) Disclosures for valuation methods, significant estimates and assumptions **(note 38)**
- b) Quantitative disclosures of fair value measurement hierarchy **(note 39)**
- c) Financial instruments (including those carried at amortised cost)

v. Revenue recognition

Revenue is recognised to the extent that it is probable that the economic benefits will flow to the Group and the revenue can be reliably measured, regardless of when the payment is being made. Revenue is measured

at the fair value of the consideration received or receivable, taking into account contractually defined terms of payment and excluding taxes or duties collected on behalf of the government.

Revenue from contract with customer

Revenue from contracts with customers is recognised when control of the services are transferred to the customer at an amount that reflects the consideration to which the Group expects to be entitled in exchange for those services. The Group has generally concluded that it is the principal in its revenue arrangements, because it typically controls the services before transferring them to the customer.

Revenue from Operations

Significant financing component

Generally, the Group receives short-term advances from its customers. Using the practical expedient in Ind AS 115, the Group does not adjust the promised amount of consideration for the effects of a significant financing component if it expects, at contract inception, that the period between the transfer of the promised service to the customer and when the customer pays for that service will be one year or less.

The Group also receives long-term advances from customers for rendering services. The transaction price for such contracts are discounted, using the rate that would be reflected in a separate financing transaction between the Group and its customers at contract inception, to take into consideration the significant financing component.

Contract balances

Contract assets

A contract asset is the right to consideration in exchange for services transferred to the customer (which consist of unbilled revenue). If the Group performs by transferring services to a customer before the customer pays consideration or before payment is due, a contract asset is recognised for the earned consideration that is conditional.

Trade receivables

A receivable represents the Group's right to an amount of consideration that is unconditional (i.e., only the passage of time is required before payment of the consideration is due). Refer to accounting policies of financial assets in financial instruments – initial recognition and subsequent measurement.

Contract liabilities

A contract liability is the obligation to transfer services to a customer for which the Group has received consideration (or an amount of consideration is due) from the customer. If a customer pays consideration before the Group transfers services to the customer, a contract liability is recognised when the payment is made or the payment is due (whichever is earlier). Contract liabilities are recognised as revenue when the Group performs under the contract.

Income from services

Revenue from airport operations i.e. Aeronautical and Non Aeronautical operations are recognised on accrual basis, net of service tax/Goods and Service Tax (GST), and applicable discounts when services are rendered. Aeronautical operations include user development fees (UDF), Passenger Service Fee (Facilitation Component) [PSF (FC)], Baggage X-ray Charges, Landing and Parking of aircraft and into-plane charges.

Delhi International Airport Limited

CIN. U63033DL2006PLC146936

Notes to the consolidated financial statements for the year ended March 31, 2022

(All amounts in Rupees Crores, except otherwise stated)

The main streams of non –aeronautical revenue includes duty free, retail, advertisement, food & beverages, cargo, ground handling, car parking and land & space- rentals.

Land & Space- rentals pertains to granting right to use land and space primarily for catering to the need of passengers, air traffic services and air transport services.

Revenue from commercial property development rights granted to concessionaires is recognized on accrual basis, as per the terms of the agreement entered into with the customers.

Cargo revenue

Revenue from cargo operations are recognized on accrual basis, net of service tax / Goods and Service Tax (GST) and applicable discounts, when services are rendered. Revenue from cargo operations are recognized at the point of departure for exports and at the point when goods are cleared in case of imports. Revenue from rental contracts are recognized over the period of the contract. The Group collects service tax / GST on behalf of the government and, therefore, it is not an economic benefit flowing to the Group. Hence, it is excluded from revenue

In case of service concession agreements, revenue are recognised in line with the Appendix C to Ind AS 115 – Service Concession Arrangements

Income from the concession arrangements earned under the intangible asset model consists of:

- i) fair value of contract revenue, which is deemed to be fair value of consideration transferred to acquire the asset; and
- ii) payments actually received from the users.

Revenues and cost of improvements to concession assets

In conformity with appendix C of Ind AS 115, the CELEBI recognizes revenues and the associated costs of improvements to concession assets which it is obligated to perform at the cargo terminal as established by the concession agreement. Revenues represent the value of the exchange between the Celebi and the grantor of concession with respect to the improvements, given that the Celebi constructs or provides improvements to the cargo terminal as obligated under the concession agreement and in exchange, the grantor of concession grants the Celebi the right to obtain benefits for services provided using those assets. The Celebi has determined that its obligations per the concession agreement should be considered to be a revenue earning activity as all expenditures incurred to fulfil the concession provisions are included in the maximum tariff it charges its customers and therefore it recognizes the revenue and expense in statement of profit and loss when the expenditures are performed.

The cost for such additions and improvements to concession assets is based on actual costs incurred by the Celebi in the execution of the additions or improvements, considering the requirements in the concession agreement. The amount of revenues for these services is equal to the amount of costs incurred, as Celebi does not obtain any profit margin for these construction services. The amounts paid are set at market value.

Food & Beverage Operations

- a) Sale from outlets

Revenue from the sale of goods is recognised when the significant risks and rewards of ownership of the goods have passed to the customer, which coincides with the point of delivery of the goods to the customer from restaurant delivery outlets.

Delhi International Airport Limited

CIN. U63033DL2006PLC146936

Notes to the consolidated financial statements for the year ended March 31, 2022

(All amounts in Rupees Crores, except otherwise stated)

b) Sale to Corporate Customers

Revenue from the sale of goods is recognised when the goods are delivered and titles have passed, at which time all the following conditions are satisfied:

- The Group has transferred to the buyer the significant risks and rewards of ownership of goods;
- The Group retains neither continuing managerial involvement to the degree usually associated with ownership nor effective control over the goods sold;
- The amount of revenue can be measured reliably;
- It is probable that the economic benefits associated with the transaction will flow to the Group; and
- The costs incurred or to be incurred in respect of the transaction can be measured reliably.

Management Fee

Management fees are recognised on an accrual basis in the accounting period in which the services are rendered and in accordance with the agreement entered into with the food and beverage outlet operator.

Sales Incentive Fees

Sales Incentive fees is recognised on an accrual basis in the accounting period to which it pertains.

Maintenance Contracts

Revenue from maintenance contracts is recognized ratably over the period of the contract using percentage of completion method. When services are performed through an indefinite number of repetitive acts over specified period of time, revenue is recognized on straight-line basis over the specified period unless some other method better represents the stage of completion.

Advertisement & Installation Services

Revenue from developing, operating, maintaining and managing the sites at airport for display of advertisement are recognized on pro-rate basis over the period of display of advertisements.

TIMDAA provides installation services that are either sold separately or bundled together with the sale of display services to the customer. Contracts for bundled sales of installation services are comprised of two performance obligations because the promises to provide display services and provide installation services are capable of being distinct and separately identifiable. Accordingly, the TIMDAA allocates the transaction price based on the relative stand-alone selling prices of the display and installation services. TIMDAA recognizes revenue from installation services at a point of time of billing to the customers.

Bridge Mounted Equipments Operations

Revenue from Operations i.e. Ground Power Unit (GPU), Pre Conditioned Air (PCA) and potable water are recognized on accrual basis when the services are rendered.

Parking Operations

The Group's revenue is generated from parking services and revenue from these services is recognised as and when the amounts are received from users i.e. recognised as revenue on receipt. Similarly revenue from airport entry ticket for visitors and from left luggage facilities are recognised as and when cash/money is collected.

Power Plant Income

In case of power generating and trading companies, revenue from energy units sold as per the terms of the PPA ('Power Purchase Agreement) and Letter Of Intent ('LOI') (collectively hereinafter referred to as 'the PPAs') is recognised on an accrual basis and includes unbilled revenue accrued up to the end of the accounting year. Revenue from energy units sold on a merchant basis is recognised in accordance with billings made to customers based on the units of energy delivered and the rate agreed with the customers.

The Claims for delayed payment charges and any other claims, which the Group is entitled to under the PPAs, are accounted for in the year of acceptance.

Interest income

Interest income is recognised on a time proportion basis taking into account the amount outstanding and the rate applicable except the interest income received from customers for delayed payments which is accounted on the basis of reasonable certainty / realisation.

For all financial instruments measured at amortised cost, interest income is recorded using the effective interest rate (EIR). EIR is the rate that exactly discounts the estimated future cash payments or receipts over the expected life of the financial instrument or a shorter period, where appropriate, to the gross carrying amount of the financial asset or to the amortised cost of a financial liability. When calculating the effective interest rate, the Group estimates the expected cash flows by considering all the contractual terms of the financial instrument (for example, prepayment, extension, call and similar options) but does not consider the expected credit losses. Interest income is included in other income in the consolidated statement of profit and loss.

Claims

Claims on contractors / concessionaires are accounted on the basis of reasonable certainty / realization.

Rental income

Space rental has been recognised as per the terms of the contract with the customer.

Branding income

Branding income is recognised on an accrual basis in the accounting period in which the services are rendered and in accordance with the agreement entered into with the parties.

Mutual Fund income

Mutual fund income are recognized based on the fair valuation as on each reporting date for the respective period. Profit/ loss on sale of mutual funds is recognized when the title to mutual funds ceases to exist. On disposal of above, the difference between its carrying amount and net disposal proceeds is charged or credited to the Consolidated Statement of Profit and Loss.

w. Taxes

Tax expense comprises current tax and deferred tax.

Current income tax

Current income tax is measured at the amount expected to be paid to the tax authorities in accordance with Income Tax Act, 1961.

Current income tax assets and liabilities are measured at the amount expected to be recovered from or paid to the taxation authorities. The tax rates and tax laws used to compute the amount are those that are enacted or substantively enacted, at the reporting date.

Current income tax relating to items recognised outside profit or loss is recognised outside profit or loss (either in other comprehensive income or in equity). Current tax items are recognised in correlation to the underlying transaction either in OCI or directly in equity. Management periodically evaluates positions taken in the tax returns with respect to situations in which applicable tax regulations are subject to interpretation and establishes provisions where appropriate.

Deferred tax

Deferred tax is provided using the liability method on temporary differences between the tax bases of assets and liabilities and their carrying amounts for financial reporting purposes at the reporting date.

Deferred tax liabilities are recognised for all taxable temporary differences, except:

- i) When the deferred tax liability arises from the initial recognition of goodwill or an asset or liability in a transaction that is not a business combination and, at the time of the transaction, affects neither the accounting profit nor taxable profit or loss.
- ii) In respect of taxable temporary differences associated with investments in subsidiary, associates and interests in joint ventures, when the timing of the reversal of the temporary differences can be controlled and it is probable that the temporary differences will not reverse in the foreseeable future.

Deferred tax assets are recognised for all deductible temporary differences, the carry forward of unused tax credits and any unused tax losses. Deferred tax assets are recognised to the extent that it is probable that taxable profit will be available against which the deductible temporary differences, and the carry forward of unused tax credits and unused tax losses can be utilised, except:

- i) When the deferred tax asset relating to the deductible temporary difference arises from the initial recognition of an asset or liability in a transaction that is not a business combination and, at the time of the transaction, affects neither the accounting profit nor taxable profit or loss.
- ii) In respect of deductible temporary differences associated with investments in subsidiary, associates and interests in joint ventures, deferred tax assets are recognised only to the extent that it is probable that the temporary differences will reverse in the foreseeable future and taxable profit will be available against which the temporary differences can be utilised.

The Group recognizes deferred tax liability for all the taxable temporary difference associated with investments in subsidiary, associates, and interests in joint arrangements, except to the extent that both of the following conditions are satisfied:

- a) The parent, investor, joint venture or joint operator is able to control the timing of the reversal of the temporary difference; and
- b) It is probable that the temporary difference will not reverse in the foreseeable future.

The carrying amount of deferred tax assets is reviewed at each reporting date and reduced to the extent that it is no longer probable that sufficient taxable profit will be available to allow all or part of the deferred tax asset to be utilised. Unrecognised deferred tax assets are re-assessed at each reporting date and are recognised to the extent that it has become probable that future taxable profits will allow the deferred tax asset to be recovered.

Deferred tax assets and liabilities are measured at the tax rates that are expected to apply in the year when the asset is realised or the liability is settled, based on tax rates (and tax laws) that have been enacted or substantively enacted at the reporting date.

Deferred tax relating to items recognised outside profit or loss is recognised outside profit or loss (either in other comprehensive income or in equity). Deferred tax items are recognised in correlation to the underlying transaction either in OCI or directly in equity.

Deferred tax assets and deferred tax liabilities are offset if a legally enforceable right exists to set off current tax assets against current tax liabilities and the deferred taxes relate to the same taxable entity and the same taxation authority.

Minimum Alternate Tax ('MAT') paid in a year is charged to the consolidated statement of profit and loss as current tax. The Group recognises MAT credit available as an asset only to the extent that there is convincing evidence that the Group will pay normal income tax during the specified period, i.e., the period for which MAT credit is allowed to be carried forward. In the year in which the Group recognises MAT credit as an asset in accordance with the Guidance Note on 'Accounting for Credit Available in respect of Minimum Alternative Tax' under IT Act, the said asset is created by way of credit to the consolidated statement of profit and loss and shown as 'MAT credit entitlement'. The Group reviews the 'MAT credit entitlement' asset at each reporting date and writes down the asset to the extent the Group does not have convincing evidence that it will pay normal tax during the specified period.

Taxes, cess, duties such as sales tax/ value added tax/ service tax/goods and service tax etc. paid on acquisition of assets or on incurring expenses

Expenses and assets are recognised net of the amount of taxes paid, except:

- When the tax incurred on a purchase of assets, goods or services is not recoverable from the taxation authority, in which case, the tax paid is recognised as part of the cost of acquisition of the asset or as part of the expense item, as applicable
- When receivables and payables are stated with the amount of tax included

The net amount of tax recoverable from, or payable to, the taxation authority is included as part of receivables or payables in the balance sheet.

x. Operating segments

The Group has only one reportable operating segment, which is operation of airport and providing allied services. Accordingly, the amounts appearing in the consolidated financial statements relate to the Group's single operating segment.

y. Proposed dividend

As per Ind AS –10, 'Events after the Reporting period', the Group discloses the dividend proposed by board of directors after the balance sheet date in the notes to these consolidated financial statements. The liability to pay dividend is recognised when the declaration of dividend is approved by the shareholders.

z. Earnings per share

Basic earnings per share are calculated by dividing the net profit or loss for the year attributable to equity shareholders by the weighted average number of equity shares outstanding during the year.

For the purpose of calculating diluted earnings per share, the net profit or loss for the year attributable to equity shareholders and the weighted average number of shares outstanding during the year are adjusted for the effects of all dilutive potential equity shares.

aa. Cash Flow Statement

Cash flows are reported using the indirect method, whereby profit for the period is adjusted for the effects of transactions of a non-cash nature, any deferrals or accruals of past or future operating cash receipts or payments and item of income or expenses associated with investing or financing cash flows. The cash flows from operating, investing and financing activities of the Group are segregated.

3.1 Recent accounting pronouncement issued but not made effective

Amendment to Ind AS 16, Property, Plant and Equipment

The Ministry of Corporate Affairs ("MCA") vide notification dated March 23, 2022, has issued an amendment to Ind AS 16 which specifies that an entity shall deduct from the cost of an item of property, plant and equipment any proceeds received from selling items produced while the entity is preparing the asset for its intended use (for example, the proceeds from selling samples produced when testing a machine to see if it is functioning properly).

Amendment to Ind AS 37, Provisions, Contingent Liabilities and Contingent Assets

The Ministry of Corporate Affairs ("MCA") vide notification dated March 23, 2022, has issued an amendment to Ind AS 37 which specifies that the cost of fulfilling a contract comprises: the incremental costs of fulfilling that contract and an allocation of other costs that relate directly to fulfilling contracts.

Amendment to Ind AS 109, Financial Instruments

The Ministry of Corporate Affairs ("MCA") vide notification dated March 23, 2022, has issued an amendment to Ind AS 109 which clarifies that which fees an entity should include when it applies the '10%' test in assessing whether to derecognise a financial liability. An entity includes only fees paid or received between the entity (the borrower) and the lender, including fees paid or received by either the entity or the lender on the other's behalf.

The Group is in the process of evaluating the impact on these consolidated financial statements.

Delhi International Airport Limited

CIN. U63033DL2006PLC146936

Notes to the consolidated financial statements for the year ended March 31, 2022

(All amounts in Rupees Crore, except otherwise stated)

4 Property, plant and equipment

	Buildings	Leasehold improvement	Bridges, Culverts, Bunders, etc.	Electrical Installations and Equipment	Roads-Other than RCC	Runways, Taxiways & Apron etc.	Plant and Machinery	Office Equipment	Computer and data processing units	Furniture and Fittings	Vehicles	Total
Gross block (at cost)												
As at April 1, 2020	4,562.69	19.52	397.66	1,089.27	236.05	2,248.55	2,475.95	12.91	105.75	286.23	19.23	11,453.81
Additions	8.29	1.27	2.06	19.41	9.57	61.19	31.17	0.53	9.12	47.56	1.49	191.66
Disposals	(0.69)	-	-	-	-	-	-	(0.01)	-	(0.06)	(1.27)	(2.03)
As at March 31, 2021	4,570.29	20.79	399.72	1,108.68	245.62	2,309.74	2,507.12	13.43	114.87	333.73	19.45	11,643.44
Additions	167.75	-	9.69	282.54	5.60	341.51	145.11	6.35	19.79	28.62	0.46	1,007.42
Adjustments [refer note (a) below]	(3.84)	(0.02)	-	(0.77)	(0.16)	(0.04)	(0.35)	-	(0.89)	(2.71)	-	(8.78)
As at March 31, 2022	4,734.20	20.77	409.41	1,390.45	251.06	2,651.21	2,651.88	19.78	133.77	359.64	19.91	12,642.08
Accumulated depreciation												
As at April 1, 2020	1,431.20	12.65	140.57	858.93	206.89	938.41	1,509.14	10.68	62.47	194.29	9.17	5,374.40
Charge for the year	153.21	3.85	13.39	51.89	11.50	102.68	181.99	0.81	14.47	20.01	1.88	555.68
Disposals	(0.26)	-	-	-	-	-	-	(0.01)	-	(0.06)	(1.27)	(1.60)
As at March 31, 2021	1,584.15	16.50	153.96	910.82	218.39	1,041.09	1,691.13	11.48	76.94	214.24	9.78	5,928.48
Charge for the year	199.15	3.97	14.15	32.94	2.90	106.76	178.03	1.14	15.25	16.94	1.91	573.14
Adjustment	(0.94)	(0.01)	-	(0.17)	(0.05)	(0.01)	(0.05)	-	(0.25)	(0.56)	-	(2.04)
As at March 31, 2022	1,782.36	20.46	168.11	943.59	221.24	1,147.84	1,869.11	12.62	91.94	230.62	11.69	6,499.58
Net block												
As at March 31, 2021	2,986.14	4.29	245.76	197.86	27.23	1,268.65	815.99	1.95	37.93	119.49	9.67	5,714.96
As at March 31, 2022	2,951.84	0.31	241.30	446.86	29.82	1,503.37	782.77	7.16	41.83	129.02	8.22	6,142.50

a. Includes reduction of cost due to reduction of liability of vendors on final settlement amounting to Rs. 8.78 crore (March 31, 2021: Nil) pertaining to construction of various capital assets.

b. Buildings include space given on operating lease:

Gross block Rs. 222.27 crore (March 31, 2021: Rs. 190.87 crore),

Depreciation charge for the year Rs. 7.38 crore (March 31, 2021: Rs. 6.35 crore),

Accumulated depreciation Rs. 75.04 crore (March 31, 2021: Rs. 67.66 crore),

Net book value Rs. 147.23 crore (March 31, 2021 : Rs. 123.21 crore)

c. Refer note 36(III)(A) for disclosure of contractual commitments for the acquisition of property, plant and equipment.

d. As per the Development right given under OMDA (Operation, management and development agreement) entered with Airports Authority of India, the Holding Company has constructed all immovable properties included under the head Property, plant and equipment and accordingly, considering the said development right, title deed of all immovable properties included under the head Property, plant and equipment are held in the name of Holding Company.

e. The Holding Company has not carried out any revaluation of Property, plant and equipment during current and previous year.

Delhi International Airport Limited

CIN. U63033DL2006PLC146936

Notes to the consolidated financial statements for the year ended March 31, 2022

(All amounts in Rupees Crore, except otherwise stated)

5 Intangible assets

	Airport concessionaire rights	Computer software	Total
Gross block (at cost)			
As at April 1, 2020	490.52	45.77	536.29
Additions	-	1.13	1.13
As at March 31, 2021	490.52	46.90	537.42
Additions	-	0.52	0.52
As at March 31, 2022	490.52	47.42	537.94
Accumulated amortisation			
As at April 1, 2020	113.36	41.58	154.94
Charge for the year	8.21	1.23	9.44
As at March 31, 2021	121.57	42.81	164.38
Charge for the year	8.21	1.16	9.37
As at March 31, 2022	129.78	43.97	173.75
Net Block			
As at March 31, 2021	368.95	4.09	373.04
At March 31, 2022	360.74	3.45	364.19

(This space has been intentionally left blank)

(All amounts in Rupees Crore, except otherwise stated)

(This space has been intentionally left blank)

7. Other financial assets

	Non current		Current	
	March 31, 2022	March 31, 2021	March 31, 2022	March 31, 2021
Derivative Instrument carried at fair value through OCI #				
Cash flow hedge- Call spread option	723.01	633.79	-	238.62
Unsecured, considered good				
Carried at amortised cost				
Security deposits				
Unsecured, considered good	411.12	407.99	3.23	3.78
Loan receivables which have significant increases to credit risk				
Advances to others	-	2.82	-	-
Less :- Allowances for bad and doubtful debts	-	(2.82)	-	-
	411.12	407.99	3.23	3.78
Interest accrued on fixed deposits and others	-	-	21.07	11.26
Non-trade receivable [refer note 42(b)]	-	127.64	38.20	57.49
[net of provision of doubtful debts Rs. 0.76 crores (March 31, 2021 Rs. 0.81 crores)]				
Unbilled receivables	-	12.01	174.55	486.91
Other recoverable from related parties [refer note 34(b)]	-	-	1.37	42.03
Unsecured, considered good	-	-	489.42	446.21
Doubtful	-	-	490.79	488.24
			(489.42)	(446.21)
Less: provision for doubtful advances	-	-	1.37	42.03
	0.30	0.28	-	-
Margin money deposit* (refer note 12)				
Total other financial assets	1,134.43	1,181.71	238.42	840.09

#Financial assets at fair value reflect the change in fair value of call spread options and coupon only hedge, designated as cash flow hedges to hedge the future cash outflow in USD on settlement of foreign exchange borrowings of USD 1022.60 million (Rs. 7750.54 Crore) [March 31, 2021: USD 1,311.35 million (Rs. 9,587.28 Crore)] on senior secured foreign currency notes and coupon payment in USD on borrowing of USD 150 Million (March 31, 2021:- 438.75 million).

* Rs 0.30 Crore (March 31, 2021: Rs 0.28 Crore) against License fee to South Delhi Municipal Corporation.

8. Other assets

	Non current		Current	
	March 31, 2022	March 31, 2021	March 31, 2022	March 31, 2021
Capital advances	612.27	853.11	-	-
	612.27	853.11	-	-
Advances other than capital advance				
Advance to suppliers	-	-	119.17	73.06
	-	-	119.17	73.06
Others				
Prepaid expenses	14.73	15.55	11.09	11.46
Deposit with government authorities including paid under protest [refer note 36 (I) (a)]	-	-	10.12	9.64
Other borrowing cost to the extent not amortised	6.74	8.22	1.48	3.73
Lease equalisation assets [refer note 3(j)]	1,472.19	1,148.08	-	-
Good & service tax refund receivable	-	-	0.08	0.08
Balance with statutory / government authorities [refer note 44(j)]	754.78	477.62	78.29	8.86
	2,248.44	1,649.47	101.06	33.77
Total other assets (A+B+C)	2,860.71	2,502.58	220.23	106.83

(This space has been intentionally left blank)

9. Income tax

Current income tax:

Deferred tax:

Deferred tax reclassified from Cash flow hedge reserve on account of hedge settlement

Relating to origination and reversal of temporary differences

Income tax expense reported in the statement of profit or loss

March 31, 2022	March 31, 2021
10.46	-
(0.37)	-
(90.75)	(176.18)
(80.66)	(176.18)

OCI Section

Deferred tax related to items recognised in OCI during in the year:

Re-measurement loss on defined benefit plans

Cash flow Hedge Reserve

Income tax charged to OCI

March 31, 2022	March 31, 2021
-	(0.32)
-	(69.54)
-	(69.86)

Reconciliation of tax expense and the accounting profit multiplied by India's domestic tax rate for March 31, 2022 and March 31, 2021:

Loss before taxes

Share of profit/(loss) of associates and joint ventures (net)

Loss before taxes & share of profit/(loss) of associates and joint ventures (net)

March 31, 2022	March 31, 2021
76.03	(519.34)
116.49	(8.82)
(40.46)	(510.52)

Tax at the applicable tax rate of 34.94% (March 31, 2021: 34.94%)

(14.14)	(178.37)
---------	----------

Adjustments on which deferred tax is not created

Undistributed profits of equity accounted investments

Impact on expenses disallowed as per Income tax act, 1961

Other adjustments

Total tax expense

Total tax expense reported in the statement of profit and loss

(12.02)	(11.39)
(66.91)	(0.88)
1.56	2.10
10.83	12.37
(80.66)	(176.18)
(80.66)	(176.18)

Deferred tax:

Deferred tax liability

Accelerated depreciation for tax purposes

On account of upfront fees being amortized using EIR method

Fair value of investment in mutual fund

Right To use asset

Rent Equalization reserve

Cash flow hedge reserve (see note 1 below)

Deferred tax on undistributed profits

Balance sheet		Statement of profit or loss	
March 31, 2022	March 31, 2021	March 31, 2022	March 31, 2021
(783.39)	(851.59)	68.20	32.71
(39.69)	(50.24)	10.55	(19.95)
(0.34)	(1.31)	0.97	(0.79)
(4.28)	(6.30)	2.02	(1.21)
(514.44)	(401.18)	(113.26)	(256.91)
(17.26)	(92.36)	75.10	13.25
(106.10)	(90.75)	(15.35)	10.45
(1,465.50)	(1,493.73)	28.23	(222.45)

Deferred tax asset

Unabsorbed depreciation and business loss

Others Disallowances (see note 2 below)

Unrealised forex loss on borrowings

Intangibles (Airport Concession rights)

Advance from customer

Lease liability

Interest income credited in capital work in progress

Non trade receivable deferment

Unpaid liability of AAI revenue share

Other borrowing cost to the extent not amortised

Provision for diminution in value of non-current investment

1,050.57	782.26	268.31	(7.89)
15.83	169.89	(154.06)	156.31
-	78.40	(78.40)	(25.78)
51.01	54.94	(3.93)	(3.93)
-	-	-	(0.62)
3.67	6.29	(2.62)	1.37
93.10	69.73	23.37	69.46
-	10.13	(10.13)	1.31
201.48	184.50	16.98	118.15
36.71	46.84	(10.13)	20.37
18.03	-	18.03	-
1,470.40	1,402.98	67.42	328.77
-	(90.75)	90.75	(106.32)

Net deferred tax assets*

* The Holding Company has significant unabsorbed depreciation and business loss as per income tax laws, in view of absence of virtual certainty of realisation of unabsorbed depreciation and business loss in the foreseeable future,

1. Includes Rs.Nil deferred tax liability (March 31, 2021 : deferred tax liability for Rs. 69.54 crore) on cash flow hedge reserve charged / (credited) to OCI

2. Includes Rs. Nil crore deferred tax Liability (March 31, 2021 : deferred tax liability for Rs. 0.32 crore) on remeasurement gain on defined benefit plans charged to OCI

Reconciliations of net deferred tax liabilities

Opening balance as at beginning of the year

Deferred tax reclassified to Statement of Profit and Loss on account of hedge settlement

Deferred tax reclassified from Cash flow hedge reserve on account of hedge settlement

Tax income during the period recognised in profit or loss

Tax expenses during the period recognised in OCI

Movement during the year

(A+B+C+D)

March 31, 2022	March 31, 2021
90.75	197.07
(0.37)	-
0.37	-
(90.75)	(176.18)
-	69.86
(90.75)	(106.32)
-	90.75

Closing balance

The Holding Company offsets tax assets and liabilities if and only if it has a legally enforceable right to set off current tax assets and current tax liabilities and the deferred tax assets and deferred tax liabilities relate to income taxes levied by the same tax authority.

10. Inventories
(valued at lower of cost or net realizable value)
Stores and spares

March 31, 2022	March 31, 2021
7.23	6.27
7.23	6.27

11. Trade receivables

Trade receivables

Related parties (refer note 34(b))
Others

Current	
March 31, 2022	March 31, 2021
24.35	20.64
134.63	74.20
158.98	94.84

Break up for security details:

Trade receivables

Secured, considered good**
Unsecured, considered good(refer note 44(b))
Trade Receivables which have significant increase in credit Risk

93.08	41.50
65.90	53.34
2.04	3.15
161.02	97.99

Impairment Allowance (allowance for credit loss)

Less: Unsecured, considered good

(2.04)	(3.15)
158.98	94.84

** Trade receivable to the extent covered by security deposits or bank guarantees are considered as Secured trade receivables.

Trade receivables includes:

Dues from entities in which the Holding Company's non-executive director is a direct

Airports Authority of India
GMR Power and urban infra limited
GMR Warora Energy Limited
GMR Infrastructure Limited
GMR Aviation Private Limitec
GMR Bajoli Holi Hydropower Private Limitec
GMR Airports Limited
GMR Kamalanga Energy Limitec
TIM Delhi Airport Advertising Private Limitec
GMR Air Cargo and Aerospace Engineering Limitec
GMR Airport Developers Limitec
GMR Hyderabad International Airport Limitec

-	0.00
2.44	-
4.32	5.31
0.03	0.32
-	0.01
-	2.30
1.13	0.75
1.77	0.00
-	0.23
0.06	0.01
-	0.01
0.25	0.13

Refer note 32(a)(ii) for ageing of Trade receivables

12. Cash and Cash Equivalents

Balances with Banks
-On current accounts#
-Deposits with original maturity of less than three month
Cheques / drafts on hand
Cash on hand

Non-current		Current	
March 31, 2022	March 31, 2021	March 31, 2022	March 31, 2021
-	-	16.43	387.67
-	-	1,265.87	2,946.26
-	-	0.58	0.19
-	-	0.05	0.08
(A)	-	1,282.93	3,334.20

Other bank balance:

- Margin money deposit
Amount disclosed under other non-current financial assets (refer note 7)

0.30	0.28	-	-
(0.30)	(0.28)	-	-
(B)	-	-	-
-	-	1,282.93	3,334.20

Total (A+B)

Cash and cash equivalents includes balance on current account with banks for Rs. 0.30 crore (March 31, 2021: Rs 1.77 crore) in respect of Marketing Fund.

At March 31, 2022, the Holding Company has available Rs. 432.50 crore (March 31, 2021: Rs. 87.35 crore) of undrawn borrowing facilities for future operating activities.

13. Bank balances other than cash and cash equivalents

Balances with banks:

– Deposits with original maturity of more than three months but less than 12 months

Current	
March 31, 2022	March 31, 2021
216.63	449.80
216.63	449.80

Deposits with bank includes Rs. 45.63 crore (March 31, 2021: Rs. 55.10 crore) in respect of Marketing Fund.

Break up of financial assets carried at amortised cost and at fair value through profit and loss and at fair value through OCI

	Non current		Current	
	March 31, 2022	March 31, 2021	March 31, 2022	March 31, 2021
Financial assets carried at amortised cost				
Investment in commercial papers (refer note 6.2)	-	-	417.75	465.73
Trade Receivables (refer note 11)	-	-	158.98	94.84
Cash and cash equivalents (refer note 12)	-	-	1,282.93	3,334.20
Bank balance other than cash and cash equivalents (refer note 13)	-	-	216.63	449.80
Other financial assets (refer note 7)	411.42	547.92	238.42	601.47
(A)	411.42	547.92	2,314.71	4,946.04
Financial assets carried at Fair value through OCI				
Cash flow hedge- Call spread option (refer note 7)	723.01	633.79	-	238.62
(B)	723.01	633.79	-	238.62
Financial assets carried at Fair value through profit or loss				
Investment in mutual funds (refer note 6.2)	-	-	357.90	744.84
Investments in Equity Shares (refer note 6.1)	0.01	0.01	-	-
(C)	0.01	0.01	357.90	744.84
Total financial assets (A+B+C)	1,134.44	1,181.72	2,672.61	5,929.50

(This space has been intentionally left blank)

14. Equity Share Capital

	March 31, 2022	March 31, 2021
Authorised shares (No. in Crores)		
300 (March 31, 2020: 300) equity shares of Rs. 10 each	3,000	3,000
	3,000	3,000
Issued, subscribed and fully paid-up shares (No. in Crores)		
245 (March 31, 2020: 245) equity shares of Rs.10 each fully paid up	2,450	2,450
	2,450	2,450

a. Reconciliation of Shares Outstanding at the beginning and end of the reporting year

	March 31, 2022		March 31, 2021	
Equity Shares	No. in crore	(Rs. In Crores)	No. in crore	(Rs. In Crores)
At the beginning of the year	245	2,450	245	2,450
Issued during the year	-	-	-	-
Outstanding at the end of the year	245	2,450	245	2,450

b. Terms/Rights Attached to equity Shares

The Holding Company has only one class of equity shares having a par value of Rs.10/- per share. Each holder of equity share is entitled to one vote per share. The dividend proposed by the Board of Directors is subject to the approval of the shareholders in the ensuing Annual General Meeting.

In the event of liquidation of the Holding Company the holders of equity shares would be entitled to receive remaining assets of the Holding Company, after distribution of all preferential amounts. The distribution will be in proportion to the number of equity shares held by the shareholders. Further the shareholders have entered into share holders agreement whereby special rights have been assigned to the Airports Authority of India (AAI) in respect of appointment of the nominee director in the Board of Directors, approval of reserved Shareholders and Board matters by affirmative vote of the AAI. Further in case if any shareholder intends to the transfer its shares subject to restriction of lock in period in Operation, Management and Development Agreement between shareholders, other shareholders will have first right of refusal in accordance with the terms of the shareholders agreement.

c. Shares held by holding/ intermediate holding company and its subsidiary

Out of equity shares issued by the Holding Company, shares held by its holding company, intermediate holding company and its subsidiary are as below:

Name of Shareholder	March 31, 2022	March 31, 2021
GMR Infrastructure Limited, the intermediate Holding Company		
100 (March 31, 2021: 100) equity share of Rs.10 each fully paid up	0.00	0.00
GMR Energy Limited, Subsidiary of the GMR Enterprises Private Limited (ultimate Holding Company)		
100 (March 31, 2021: 100) equity share of Rs.10 each fully paid up	0.00	0.00
GMR Airports Limited along with Mr. Srinivas Bommidal		
1 (March 31, 2021: 1) equity share of Rs.10 each fully paid up	0.00	0.00
GMR Airports Limited along with Mr. Grandhi Kiran Kuma		
1 (March 31, 2021: 1) equity share of Rs.10 each fully paid up	0.00	0.00
GMR Airports Limited, the holding company of DIAL		
156.80 crore (March 31, 2021: 156.80 crore) equity share of Rs.10 each fully paid up	1,568	1,568

d. Details of Shareholders holding more than 5% of equity shares in the Holding Company

	March 31, 2022		March 31, 2021	
	Numbers	% holding in Class	Numbers	% Holding in Class
Equity shares of Rs. 10 each fully paid				
Airports Authority of India	637,000,000	26%	637,000,000	26%
GMR Airports Limited	1,567,999,798	64%	1,567,999,798	64%
Fraport AG Frankfurt Airport Services Worldwide	245,000,000	10%	245,000,000	10%
	2,449,999,798	100%	2,449,999,798	100%

As per records of the Holding Company including its register of share holders/members and other declarations received from share holders regarding beneficial interest, the above share holding represents legal and beneficial ownership of shares as at the balance sheet date.

The Holding Company has not issued any bonus shares nor has there been any buy-back of shares in current reporting year and in last 5 years immediately preceeding the current reporting

Refer note 32 (b) for Promoter's shareholding.

15. Other Equity

	March 31, 2022	March 31, 2021
Retained earnings		
Balance as per last financial statements	116.93	459.50
Net profit/ (loss) for the year	156.69	(343.16)
Re-measurement gain/ (loss) on defined benefit plans	(0.12)	0.59
Closing balance	A 273.50	116.93
Share of OCI of associates and joint ventures		
Balance as per last financial statements	(0.22)	(0.45)
Current year share OCI	(0.14)	0.23
Closing balance	B (0.36)	(0.22)
Other items of Comprehensive Income		
Cash flow hedge reserve		
Balance as per last financial statements	127.29	(1.89)
Reclassified to Statement of Profit and Loss on account of hedge settlement	(1.05)	-
Less:- Deferred tax reclassified to Statement of Profit and Loss on account of hedge settlement	(0.37)	-
Net movement during the year	(198.85)	129.18
Closing Balance	C (72.98)	127.29
Total (A+B+C)	200.16	244.00

(This space has been intentionally left blank)

16. Borrowings

	Non - Current	
	March 31, 2022	March 31, 2021
Bonds		
6.125% (2022) senior secured foreign currency notes (Note-1)	-	2,102.17
6.125% (2026) senior secured foreign currency notes (Note-2)	3,944.39	3,801.96
6.45% (2029) senior secured foreign currency notes (Note-3)	3,819.87	3,688.81
10.964% (2025) Non Convertible Debentures (NCD)	3,196.50	3,183.63
	10,960.76	12,776.57
Amount disclosed under the head "Current borrowings" (Note 20)	-	(2,102.17)
Net amount	10,960.76	10,674.40

a. 6.125% Senior Secured Foreign Currency Notes (Note-1) of USD NIL million (March 31, 2021: USD 287.54 million), principal outstanding of USD NIL million (March 31, 2021: USD 288.75 million) from International capital market carrying a fixed interest rate of 6.125% p.a. plus applicable withholding tax. The bonds were secured by first rank pari-passu charge on all the future revenues, receivables, Trust and Retention account, any other reserve, other bank accounts and insurance proceeds of the Holding Company and all the rights, titles, interests, permits in respect of the project documents as detailed in the lenders agreements, to the extent permissible under OMDA. During the year, in April 2021 and January-22 DIAI has paid USD 105.42 million (Rs. 770.74 crore) as per tender acceptance and USD 183.33 (Rs. 1369.87 Crore) respectively to existing USD 288.75 million bondholders out of proceeds of NCD.

b. 6.125% Senior Secured Foreign Currency Notes (Note-2) of USD 520.42 million (March 31, 2021: USD 520.03 million), principal outstanding of USD 522.60 million (March 31, 2021: USD 522.60 million) from International capital market carrying a fixed interest rate of 6.125% p.a. plus applicable withholding tax. The Note-2 are due for repayment in October 2026. The loan is secured by first rank pari-passu charge on all the future revenues, receivables, Trust and Retention account, any other reserve, other bank accounts and insurance proceeds of the Holding Company and all the rights, titles, interests, permits in respect of the project documents as detailed in the lenders agreements, to the extent permissible under OMDA.

c. 6.45% Senior Secured Foreign Currency Notes (Note-3) of USD 503.98 million (March 31, 2021: 504.56), principal outstanding of USD 500 million (March 31, 2021: USD 500 million) from International capital market carrying a fixed interest rate of 6.45% p.a. plus applicable withholding tax. The Note-3 are due for repayment in June 2029. The loan is secured by first rank pari-passu charge on all the future revenues, receivables, Trust and Retention account, any other reserve, other bank accounts and insurance proceeds of the Holding Company and all the rights, titles, interests, permits in respect of the project documents as detailed in the lenders agreements, to the extent permissible under OMDA.

d.(i) During the previous year, the Holding Company has issued Non-Convertible Debentures (NCDs) of Rs. 3257.10 crore on March 30, 2021. NCDs were issued on an upfront discount of 1.33%. Proceeds from NCDs shall be utilized to repay the entire 2022 notes and for financing of Phase3A expansion project.

ii) 10.964% Non Convertible Debentures of Rs. 3,196.50 crore (March 31, 2021: 3,183.63), principal outstanding of Rs. 3257.10 crore (March 31, 2021: 3257.10) issued to Cliffon Limited (a Foreign Portfolio Investor registered with SEBI) carrying a fixed interest rate of 10.964% p.a. payable semi-annually (plus applicable withholding tax). The NCD are due for repayment in October 2025. NCDs are secured by first rank pari-passu charge on all the future revenues, receivables, Trust and Retention account, any other reserve, other bank accounts and insurance proceeds of the Holding Company and all the rights, titles, interests, permits in respect of the project documents as detailed in the lenders agreements, to the extent permissible under OMDA.

e. With respect to Note-2, Note-3 and NCD above, the Holding Company has to follow Fixed Charge Coverage Ratio as provided under the Indenture for any additional indebtedness and other limitations. The Holding Company has complied with the financial covenants prescribed in the financing documents and the Indenture.

f. The above mentioned borrowings have been utilised as per the purpose they have been taken.

17. Other Financial Liabilities

	Non Current		Current	
	March 31, 2022	March 31, 2021	March 31, 2022	March 31, 2021
Other financial liabilities at amortised cost				
Security Deposits from trade concessionaires- others	405.12	382.87	249.14	244.41
Security Deposits from commercial property developers	182.44	15.99	-	-
Earnest money deposits	-	-	1.05	1.66
Capital Creditors #	-	-	725.81	64.17
Retention money	4.51	6.46	116.62	45.39
Annual fees payable to AAI [refer note 34(b)]	576.58	528.00	-	-
Interest accrued but not due on borrowings	-	-	337.63	201.41
Employee benefit expenses payable	-	-	4.51	23.88
Total other financial liabilities at amortised cost	1,168.65	933.32	1,434.76	580.92
Total other financial liabilities	1,168.65	933.32	1,434.76	580.92

Include bill payable of Rs Nil (March 31, 2021 : Rs 5.92 crores) towards goods and services, which are initially paid by banks where there is no recourse on the Holding Company.

18. Deferred Revenue

	Non Current		Current	
	March 31, 2022	March 31, 2021	March 31, 2022	March 31, 2021
Deferred income on financial liabilities carried at amortized cost (refer note a below)	2,206.31	1,750.83	100.93	90.80
Unearned revenue (refer note b below)	4.10	6.69	91.11	2.45
	2,210.41	1,757.52	192.04	93.25

(a) Deferred income on financial liabilities carried at amortized cost

	March 31, 2022	March 31, 2021
At April 1	1,841.63	1,942.33
Deferred during the year	10.13	2.13
Released to the statement of profit and loss	455.48	(102.83)
	2,307.24	1,841.63

(b) Unearned revenue

	March 31, 2022	March 31, 2021
At April 1	9.14	12.82
Deferred during the year	909.56	328.70
Released to the statement of profit and loss	(823.49)	(332.38)
	95.21	9.14

Note:

a. Interest free security deposit received from concessionaire and commercial property developers (that are refundable in cash on completion of its term) are carried at amortised cost. Difference between the amortised value and transaction value of the security deposits received has been recognised as deferred revenue.

b. Unearned revenue as at March 31, 2022 represents 'contract liabilities' due to adoption of modified retrospective approach of transition in accordance with Ind AS 115.

(This space has been intentionally left blank)

19. Other Liabilities

	Non Current		Current	
	March 31, 2022	March 31, 2021	March 31, 2022	March 31, 2021
Advances from commercial property developers	177.73	46.15	33.73	19.27
Advance from customer	0.16	1.55	31.99	25.28
Marketing fund liability	-	-	40.63	51.72
Tax deducted at source/Tax Collected at source payable	-	-	50.74	48.83
Goods & Service tax payable	-	-	2.18	39.16
Other statutory dues	-	-	2.22	2.27
Other liabilities	-	-	30.79	27.27
	177.89	47.70	192.28	213.80

Notes:

- Advances from commercial property developers and Advances from customers as at March 31, 2022 represents 'contract liabilities' due to adoption of modified retrospective approach of transition in accordance with Ind AS 115.
- Applying the practical expedient as given in Ind AS 115, the Holding Company has not disclosed the remaining performance obligation related disclosures for contracts where the revenue recognized corresponds directly with the value to the customer of the entity's performance completed to date, typically those contracts where invoicing is on time and material basis.
- Contract liabilities include transaction price, other than those meeting the exclusion criteria mentioned above, related to performance obligation to be satisfied within one year for Rs. 65.72 crores (March 31, 2021: Rs. 44.55 crores) and after one year for Rs. 177.89 crores (March 31, 2021: Rs. 47.70 crores).

20. Current Borrowings

	March 31, 2022	March 31, 2021
Short Term Loans:		
from banks (secured)*	22.00	264.75
Current maturities of long term borrowings (refer note 16)	-	2,102.17
	22.00	2,366.92

* The Holding Company has availed Working capital facility from ICICI bank, which is payable between 120 to 180 days from the date of disbursement, in single installment and carried an interest rate of 7.5% per annum (March 31, 2021: Rs. 264.75 crores). The current working capital facility is valid till February 20, 2023. The working capital facility is secured with:

- A first ranking pari passu charge/ assignment of all insurance policies, contractors' guarantees and liquidated damages to the maximum extent permissible under the OMDA and the Escrow Account Agreement;
- A first ranking pari passu charge/assignment of all the rights; titles, permits, approvals and interests of the Borrower in, to and in respect of the Project Documents, in accordance with and to the maximum extent permitted under the OMDA and the Escrow Account Agreement;
- A first ranking pari passu charge on all the revenues / receivables of the Borrower (excluding dues to the Authority) subject to the provisions of the Escrow Account Agreement and the OMDA.

21. Trade payables

	March 31, 2022	March 31, 2021
Total outstanding dues of micro enterprises and small enterprises	37.43	17.77
Total outstanding dues of creditors other than micro enterprises and small enterprises		
- Related parties [refer note 34(b)]	34.74	78.83
-Others*	234.47	268.70
	306.64	365.30

*Includes bills payable of Rs. 8.56 crore (March 31, 2021 : Rs. 21.85 crore) towards goods and services, which are initially paid by banks where there is no recourse on the Holding Company.

Disclosure as per Section 22 of "The Micro, Small and Medium Enterprises Development Act, 2006".

	March 31, 2022	March 31, 2021
The principal amount and the interest due thereon remaining unpaid to any supplier:		
- Principal amount	37.43	17.77
- Interest thereon	-	-

The amount of interest paid by the buyer in terms of section 16, along with the amounts of the payment made to the supplier beyond the appointed day.

- -

The amount of interest due and payable for the period of delay in making payment (which have been paid but beyond the appointed day during the year) but without adding the interest specified under this Act

- -

The amount of interest accrued and remaining unpaid

- -

The amount of further interest remaining due and payable even in the succeeding years, until such date when the interest dues above are actually paid to the small investor

- -

Terms and conditions of the above financial liabilities:

Trade payables are non-interest bearing and are normally settled on 30-60 day terms.
Related parties payable are payable on demand once they get due.

For explanations on the Holding Company's credit risk management processes, refer to Note 40.
Refer note 32(a)(iii) for ageing of Trade payables.

22 Provisions

	Non Current		Current	
	March 31, 2022	March 31, 2021	March 31, 2022	March 31, 2021
Provision for employee benefits	-	-	32.92	29.52
Provision for leave benefits [refer note 35(a)]	6.59	3.53	-	-
Provision for Gratuity [refer note 35(c)]	-	-	0.34	0.32
Provision for superannuation	-	-	-	-
Others	-	-	119.73	119.73
	6.59	3.53	152.99	149.57

Break up of financial liabilities

	Non Current		Current	
	March 31, 2022	March 31, 2021	March 31, 2022	March 31, 2021
Financial liability carried at amortised cost				
Borrowings (refer note 16)	10,960.76	10,674.40	-	-
Current Borrowings (refer note 20)	-	-	22.00	2,366.92
Trade Payables (refer note 21)	-	-	306.64	365.30
Lease liabilities (refer note 44(k))	10.51	14.40	3.89	3.61
Other financial liabilities (refer note 17)	1,168.65	933.32	1,434.76	580.92
	12,139.92	11,622.12	1,767.29	3,316.75

(This space has been intentionally left blank)

23. Revenue From Operations

	March 31, 2022	March 31, 2021
Revenue from contract with customers		
Aeronautical (A)	627.40	399.99
Non - Aeronautical		
Duty free	211.75	89.43
Retail	92.67	44.33
Advertisement	95.28	50.53
Food & Beverages	110.13	47.52
Cargo	331.43	299.48
Ground Handling	94.62	66.45
Parking	34.77	19.59
Land & Space — Rentals	497.03	515.90
Others	190.30	144.97
Total Non -Aeronautical (B)	1,657.98	1,278.20
Other operating revenue		
Revenue from commercial property development (C)	628.69	745.28
TOTAL (A+B+C)	2,914.07	2,423.47

24. Other income

	March 31, 2022	March 31, 2021
Interest income on financial asset carried at amortised cost		
Bank deposits and others	63.58	53.39
Security deposits given	1.01	0.20
Other non-operating income		
Gain on sale of financial asset carried at Fair value through profit and loss		
Current investments-Mutual fund	23.03	12.06
Fair value gain on financial instruments at fair value through profit and loss*	0.98	3.72
Profit on sale of property, plant & equipment	-	0.16
Miscellaneous income	4.67	1.69
	93.27	71.22

* Fair value gain on financial instrument at fair value through profit & loss relates to current investment in mutual funds.

25. Employee Benefits Expense

	March 31, 2022	March 31, 2021
Salaries, wages and bonus	203.43	191.67
Contribution to provident and other funds	13.58	12.93
Gratuity expenses [refer note 35(c)]	2.90	2.88
Staff welfare expenses	8.54	5.85
	228.45	213.33

26. Depreciation and amortization expense

	March 31, 2022	March 31, 2021
Depreciation on property, plant and equipment (refer note 4)	573.14	555.68
Amortization of intangible assets (refer note 5)	9.37	9.44
Depreciation on Right to use the Asset [refer note 44(k)]	5.78	3.73
	588.29	568.85

27. Finance Costs

	March 31, 2022	March 31, 2021
Interest on borrowings	557.48	404.11
Call spread option premium	181.99	201.26
Interest expenses on financial liability carried at amortised cost	73.35	71.13
Other interest	41.72	2.43
Other borrowing costs		
-Bank charges	1.71	1.46
-Other cost	4.29	0.29
Redemption premium on borrowings	1.94	15.41
	862.48	696.09

(This space has been intentionally left blank)

Delhi International Airport Limited
CIN. U63033DL2006PLC146936
Notes to the consolidated financial statements as at March 31, 2022
(All amounts in Rupees Crore, except otherwise stated)

28. Other expenses

	March 31, 2022	March 31, 2021
Utility expenses	44.42	29.60
Repairs and maintenance		
Plant and machinery	107.23	102.70
Buildings	30.57	17.77
IT Systems	39.95	97.92
Others	21.02	20.77
Manpower hire charges	139.55	124.72
Airport Operator fees	50.14	108.21
Security related expenses	23.42	19.18
Insurance	19.83	17.70
Consumables	27.99	16.72
Professional and consultancy expenses	67.96	62.28
Provision against advance to AAI paid under protest [refer note 36(I)(h) & (i)]	43.21	446.21
Travelling and conveyance	35.93	27.29
Rates and taxes	14.41	11.43
Rent (including lease rentals)	2.59	1.24
Advertising and sales promotion	10.80	4.55
Communication costs	3.75	2.79
Printing and stationery	1.60	1.04
Directors' sitting fees	0.20	0.26
Payment to auditors	0.73	0.72
Provision for doubtful debts / bad debts written off	0.29	-
Non current Investments Written Off	0.10	-
Exchange difference (net)	1.85	1.39
Corporate cost allocation	66.32	49.95
Collection charges (net)	5.63	1.12
Donations	0.81	0.97
CSR expenditure	3.67	5.05
Loss on discard of Capital work in progress and Property, plant & equipment	1.60	-
Expenses of commercial property development	9.11	14.30
Miscellaneous expenses	4.54	2.94
	779.22	1,188.82

29. Exceptional items

	March 31, 2022	March 31, 2021
Reversal of Lease revenue (net of MAF) (Refer Note 44(m))	325.16	-
Interest Receivable written off (Refer Note 44 (b))	19.90	-
Provision for diminution in value of non-current investment [Refer Note 36 (III)(B)(viii)]	51.60	-
	396.66	-

30. Components of OCI

The disaggregation of changes to OCI by each type of reserve in equity is shown below:

During the period ended March 31, 2022

Cash Flow Hedge Reserve (net)
Less: reclassified to statement of profit and loss

March 31, 2022
105.99
(304.84)
(198.85)

During the period ended March 31, 2021

Cash Flow Hedge Reserve (net)
Less: reclassified to statement of profit and loss

March 31, 2021
(137.22)
335.94
198.72

31. Earnings Per Share (EPS)

The following reflects the income/ (loss) and share data used in the basic and diluted EPS computations:

Income/ (loss) attributable to equity holders of the Holding Company

Weighted average number of equity shares used for Computing Earning Per Share (Basic & Diluted)

March 31, 2022	March 31, 2021
156.69	(343.16)
245.00	245.00
245.00	245.00

Earning Per Share (Basic) (Rs)	0.64	(1.40)
Earning Per Share (Diluted) (Rs)	0.64	(1.40)
Face value per share (Rs)	10.00	10.00

Delhi International Airport Limited

CIN. U63033DL2006PLC146936

Notes to the consolidated financial statements for the year ended March 31, 2022

(All amounts in Rupees Crores, except otherwise stated)

32. Other disclosures required as per Schedule III**(a) Ageing schedules****(i) Capital-Work-in-Progress (CWIP)#**

CWIP	Amount in CWIP for a period of				Total
As at March 31, 2022	Less than 1 year	1-2 years	2-3 years	More than 3 years	
Projects in progress	2,570.12	1,416.95	1,491.19	59.43	5,537.69

CWIP	Amount in CWIP for a period of				Total
As at March 31, 2021	Less than 1 year	1-2 years	2-3 years	More than 3 years	
Projects in progress	1,676.30	1,886.16	29.81	41.53	3,633.80

No project is temporarily suspended.

(ii) Trades Receivables

As at March 31, 2022	Not due	Outstanding from the due date of payment					Total
		Less than 6 months	6 months - 1 year	1-2 years	2-3 years	More than 3 years	
Undisputed trade receivables – considered good	-	124.10	13.29	8.57	8.49	4.53	158.98
Undisputed trade receivables – which have significant increase in credit risk	-	-	0.61	-	0.11	1.32	2.04
Disputed Trade Receivable- Considered good	-	-	-	-	-	-	-
Disputed trade receivables – which have significant increase in credit risk	-	-	-	-	-	-	-
Less :- Allowance for bad and doubtful debts	-	-	(0.61)	-	(0.11)	(1.32)	(2.04)
Trade Receivables as on March 31, 2022*	-	124.10	13.29	8.57	8.49	4.53	158.98

*Unbilled receivables are shown as part of other financial assets (refer note 7), not included above.

(This space has been intentionally left blank)

Delhi International Airport Limited**CIN. U63033DL2006PLC146936****Notes to the consolidated financial statements for the year ended March 31, 2022****(All amounts in Rupees Crores, except otherwise stated)**

As at March 31, 2021	Outstanding from the due date of payment						Total
	Not due	Less than 6 months	6 months - 1 year	1-2 years	2-3 years	More than 3 years	
Undisputed trade receivables – considered good	-	63.85	12.73	12.83	2.38	3.05	94.84
Undisputed trade receivables – which have significant increase in credit risk	-	-	0.02	0.09	0.16	2.88	3.15
Disputed Trade Receivable- Considered good	-	-	-	-	-	-	-
Disputed trade receivables – which have significant increase in credit risk	-	-	-	-	-	-	-
Less :- Allowance for bad and doubtful debts	-	-	(0.02)	(0.09)	(0.16)	(2.88)	(3.15)
Trade Receivables as at March 31, 2021*	-	63.85	12.73	12.83	2.38	3.05	94.84

*Unbilled receivables are shown as part of other financial assets (refer note 7), not included above.

(iii) Trades Payables

As at March 31, 2022	Provision	Not due	Outstanding from the due date of payment				Total
			Less than 1 year	1-2 years	2-3 years	More than 3 years	
Micro, small and medium enterprises	23.76	12.24	1.36	0.05	0.01	0.01	37.43
Others	204.64	45.21	17.55	0.48	0.89	0.44	269.21
Disputed dues — MSME	-	-	-	-	-	-	-
Disputed dues — Others	-	-	-	-	-	-	-

As at March 31, 2021	Provision	Not due	Outstanding from the due date of payment				Total
			Less than 1 year	1-2 years	2-3 years	More than 3 years	
Micro, small and medium enterprises	2.52	0.14	14.83	0.06	0.09	0.13	17.77
Others	191.82	24.24	130.42	0.80	0.13	0.12	347.53
Disputed dues — MSME	-	-	-	-	-	-	-
Disputed dues — Others	-	-	-	-	-	-	-

(This space has been intentionally left blank)

Delhi International Airport Limited

CIN. U63033DL2006PLC146936

Notes to the consolidated financial statements for the year ended March 31, 2022

(All amounts in Rupees Crores, except otherwise stated)

(b) Promoter Shareholding in Holding Company :-

Name of promoter	As at 31 March 2022			As at 31 March 2021		
	Number of shares	% of total shares	% Change during the year	Number of shares	% of total shares	% Change during the year
GMR Infrastructure Limited	100	0.00%	NIL	100	0.00%	NIL
GMR Energy Limited	100	0.00%	NIL	100	0.00%	NIL
GMR Airports Limited	1,56,79,99,798	64%	NIL	1,56,79,99,798	64%	NIL
GMR Airports Limited along with Mr. Srinivas Bommidala	1	0.00%	NIL	1	0.00%	NIL
GMR Airports Limited along with Mr. Grandhi Kiran Kumar	1	0.00%	NIL	1	0.00%	NIL

(c) The Group do not have any Benami property, where any proceeding has been initiated or pending against the Group for holding any Benami property.

(d) The Group has no transactions/balances with companies struck off under section 248 of the Companies Act, 2013 to the best of the knowledge of Company's management except below :

Name of the Struck off Company	Nature of Transaction	March 31, 2022	March 31, 2021	Relationship with Struck off Company
Delhi Aerotropolis Private Limited	Write off of Investment	0.10	-	Subsidiary

(e) The Group has not traded or invested in Crypto currency or Virtual currency.

(f) The Group have not advanced or loaned or invested funds to any other persons or entities, including foreign entities (intermediaries) with the understanding that the intermediary shall:

- directly or indirectly lend or invest in other persons or entities identified in any manner whatsoever by or on behalf of the Company (Ultimate Beneficiaries); or
- provide any guarantee, security or the like to or on behalf of the Ultimate Beneficiaries;

(g) The Group have not received any fund from any persons or entities, including foreign entities (Funding Party) with the understanding (whether recorded in writing or otherwise) that the Group shall:

- directly or indirectly lend or invest in other persons or entities identified in any manner whatsoever by or on behalf of the Funding Party (Ultimate Beneficiaries) or;
- provide any guarantee, security or the like on behalf of the Ultimate Beneficiaries.

(h) The Group has used borrowings from Banks and financial institutions for the specific purpose for which it was taken at the balance sheet date.

(i) The Group has not been declared willful defaulter by any bank or financial Institution or other lender.

(j) The Quarterly return/statements of current assets filed by the Company with banks and financial institutions in relation to secured borrowings wherever applicable are in agreement with books of accounts.

(k) The Group does not have any such transaction which is not recorded in the books of accounts that has been surrendered or disclosed as income during the year in the tax assessments under the Income Tax Act, 1961 (such as, search or survey or any other relevant provisions of the Income Tax Act, 1961).

33. Significant accounting judgements, estimates and assumptions

The preparation of the Group's consolidated financial statements requires management to make judgements, estimates and assumptions that affects the reported amounts of revenues, expenses, assets and liabilities, and the accompanying disclosures, and the disclosure of contingent liabilities. Uncertainty about these assumptions and estimates could result in outcomes that require a material adjustment to the carrying amount of assets or liabilities affected in future periods.

33.1 Judgements

In the process of applying the Group's accounting policies, management of the Group has made the following judgements, which have the most significant effect on the amounts recognised in the consolidated financial statements.

Discounting rate

The Group has considered incremental borrowing rate of Airport sector as at transition date for measuring deposits, being financial assets and financial liabilities, at amortised cost. From period starting from April 01, 2021, management has considered revised incremental borrowing rate of airport sector for all the deposits given/received post March 31, 2021 and impact has been duly accounted for in consolidated financial statements.

Consideration of significant financing component in a contract

The Holding Company sells pouring rights at airport for which contract period is for more than one year. The Holding Company concluded that there is a significant financing component for those contracts where the customer elects to pay in advance considering the length of time between the customer's payment and rendering services, as well as the prevailing interest rates in the market.

In determining the interest to be applied to the amount of consideration, the Holding Company concluded that the interest rate implicit in the contract (i.e., the interest rate that discounts the cash selling price of the equipment to the amount paid in advance) is appropriate because this is commensurate with the rate that would be reflected in a separate financing transaction between the entity and its customer at contract inception.

Non applicability of Service Concession Arrangement (SCA)

The Holding Company had entered into Operation, Management and Development Agreement ('OMDA') with Airports Authority of India ('AAI'), which gives Holding Company an exclusive right to operate, maintain, develop, modernize and manage the Delhi Airport on a revenue sharing model for an initial term of 30 years, which can be extended by another 30 years on satisfaction of certain terms and conditions pursuant to the provisions of the OMDA. Under the agreement, AAI has granted exclusive right and authority to undertake some of the functions of the AAI being the functions of operation, maintenance, development, design, construction, upgradation, modernization, finance and management of the Airport and to perform services and activities at the airport constituting 'Aeronautical Services' and 'Non-Aeronautical Services'. For prices, aeronautical services are regulated, while the regulator has no control over determination of prices for Non-Aeronautical Services. The management of the Holding Company conducted detailed analysis to determine applicability of Appendix D of Ind AS 115 and concluded that the same does not apply to the Holding Company. Holding Company's concession arrangement has significant non-regulated revenues, which are apparently not ancillary in nature, as these are important from holding Company, AAI and users/passengers perspective. Further, the regulated and non-regulated services are substantially interdependent and cannot be offered in isolation. The airport premise is being used both for providing regulated services (Aeronautical Services) and for providing non-regulated services (Non-aeronautical Services). Accordingly, the management of Holding Company has concluded that SCA does not apply in its entirety to the Holding Company.

Applicability of Service Concession Arrangement (SCA)

Management of CELEBI has assessed applicability of Appendix C to Ind AS 115 – “Service concession arrangements” to Concessionaire agreement entered into by the Company which gives it right to operate, maintain, develop modernise and manage the existing Cargo terminal for a period till March 31, 2034 and the new domestic terminal at Delhi for a period till March 31, 2021. In assessing the applicability, management of CELEBI has exercised significant judgement in relation to the underlying ownership of the assets, terms of the arrangement entered with the grantor, ability to determine prices, fair value of construction service, assessment of right to guaranteed cash etc. Based on detailed evaluation, management of CELEBI has determined that this arrangement meet the criteria for recognition as service concession arrangements.

Annual Fee to AAI

As per the Concession Agreement (OMDA) entered into with AAI in April 2006, the Holding Company is required to pay to AAI annual fee (AF) each year at 45.99% on its projected revenue and same shall be payable in twelve equal monthly instalments (MAF), to be paid in each calendar month. As per Article 1.1 of Chapter I of OMDA, “Revenue” is defined to mean all pre-tax gross revenue of Holding Company with certain specified exclusions.

Management of the Holding Company is of the view that the certain income / credits arising on adoption of Ind-AS was not in contemplation of parties in April 2006 when this Concession Agreement was signed / entered. Further, these income/credits in Statement of Profit and Loss do not represent actual receipts from business operations, from any external sources and therefore, these incomes/ credits should not be treated as “Revenue” for calculation of MAF to AAI. Accordingly, the Holding Company, basis above and Legal Opinion, has provided the monthly annual fee to AAI based on Revenue as per the Ind AS financial statements after adjusting such incomes/credits (refer note 36 I (h), (i) and 44 (h)).

33.2 ESTIMATES AND ASSUMPTIONS

The key assumptions concerning the future and other key sources of estimation uncertainty at the reporting date that have a significant risk of causing a material adjustment to the carrying amounts of assets and liabilities within the next financial year, are described below. The Group based its assumptions and estimates on parameters available when the standalone financial statements were prepared. Existing circumstances and assumptions about future developments, however, may change due to market changes or circumstances arising that are beyond the control of the Group. Such changes are reflected in the assumptions when they occur.

Impairment of non-financial assets

Impairment exists when the carrying value of an asset or cash generating unit exceeds its recoverable amount, which is the higher of its fair value less costs of disposal and its value in use. The fair value less costs of disposal calculation is based on available data from binding sales transactions, conducted at arm’s length, for similar assets or observable market prices less incremental costs for disposing of the asset. The value in use calculation is based on a discounting cash flow (DCF) model. The cash flows are derived from the budget for the next five years and do not include restructuring activities that the Group is not yet committed to or significant future investments that will enhance the asset’s performance of the CGU being tested. The recoverable amount is sensitive to the discount rate used for the DCF model as well as the expected future cash-inflows and the growth rate used for extrapolation purposes.

Taxes

Deferred tax assets are recognised for unused tax losses to the extent that it is probable that taxable profit will be available against which the losses can be utilised. Significant management judgement is required to determine the amount of deferred tax assets that can be recognised, based upon the likely timing and the level of future taxable profits together with future tax planning strategies.

Defined benefit plans

The cost of the defined benefit plan and other post-employment benefits and the present value of the gratuity obligation are determined using actuarial valuations. An actuarial valuation involves making various assumptions that may differ from actual developments in the future. These include the determination of the discount rate, future salary increases and mortality rates. Due to the complexities involved in the valuation and its long-term nature, a defined benefit obligation is highly sensitive to changes in these assumptions. All assumptions are reviewed at each reporting date.

The parameter most subject to change is the discount rate. In determining the appropriate discount rate for plans operated, management of the group considers the interest rates of government bonds in currencies consistent with the currencies of the post-employment benefit obligation.

The mortality rate is based on publicly available mortality tables for the specific countries. Those mortality tables tend to change only at interval in response to demographic changes. Future salary increases and gratuity increases are based on expected future inflation rates for the respective countries.

Further details about gratuity obligations are given in Note 35(c).

Provision for planned maintenance

As part of the CELEBI's contractual obligation to maintain the cargo terminal to a specified level of serviceability, CELEBI has recognised a provision for planned maintenance in their financial statement. In determining the fair value of the provision, assumptions and estimates are made in relation to discount rates, the expected cost to replace the assets, inflation percentage and the expected timing of those costs. CELEBI has calculated the provision using the discounted cash flow (DCF) method based on the following assumptions:

- Discount rate: 7.25- 8.44% p.a.
- Inflation percentage: 4 % p.a.

Provision for Leave encashment

The present value of leave encashment is determined using actuarial valuations. An actuarial valuation involves making various assumptions that may differ from actual developments in the future. These include the determination of discount rate, future salary increases, and withdrawal rates. Due to complexities involved in the valuation and its long term nature, provision for leave encashment is sensitive to changes in these assumptions. All assumptions are reviewed at each balance sheet date.

Contingencies

Contingent liabilities may arise from the ordinary course of business in relation to claims against the Group, including legal, contractor and other claims. By their nature, contingencies will be resolved only when one or more uncertain future events occur or fail to occur. The assessment of the existence, and potential quantum, of contingencies inherently involves the exercise of significant judgement and the use of estimates regarding the outcome of future events.

Delhi International Airport Limited

CIN. U63033DL2006PLC146936

Notes to the consolidated financial statements for the year ended March 31, 2022

(All amounts in Rupees Crores, except otherwise stated)

Fair value measurement of financial instruments

When the fair values of financial assets and financial liabilities recorded in the balance sheet cannot be measured based on quoted prices in active markets, their fair value is measured using valuation techniques. The inputs to these models are taken from observable markets where possible, but where this is not feasible, a degree of judgement is required in establishing fair values. Judgements include considerations of inputs such as liquidity risk, credit risk and volatility. Changes in assumptions about these factors could affect the reported fair value of financial instruments. See Note 38, 39 and 40 for further disclosures.

(This space has been intentionally left blank)

Delhi International Airport Limited

CIN. U63033DL2006PLC146936

Notes to the consolidated financial statements for the year ended March 31, 2022

(All amounts in Rupees Crore, except otherwise stated)

34. Related Party Transactions**a) Names of related parties and description of relationship:**

Description of relationship	Name of the related parties
Ultimate Holding Company (Group)	GMR Enterprises Private Limited
Intermediate Holding Company	GMR Infrastructure Limited
Holding Company of DIAL	GMR Airports Limited
Subsidiary company	Delhi Aerotropolis Private Limited ¹
Associates	Delhi Airport Parking Services Private Limited
	Travel Food Services (Delhi Terminal 3) Private Limited
	Celebi Delhi Cargo Terminal Management India Private Limited
	TIM Delhi Airport Advertising Private Limited
	DIGI Yatra Foundation ²
Fellow subsidiaries (including subsidiary companies of the ultimate/ Intermediate holding company)	GMR Hyderabad International Airport Limited
	GMR Airport Developers Limited
	GMR Aviation Private Limited
	Raxa Security Services Limited
	Kakinada SEZ Limited
	GMR Pochanpalli Expressways Limited
	GMR Tambaram Tindivanam Expressways Limited
	GMR Energy Trading Limited
	GMR Goa International Airport Limited
	GMR Air Cargo and Aerospace Engineering (Formerly known as GMR Aero Technic Limited) ³
	GMR Hospitality & Retail Limited
	GMR Power and Urban Infra Limited
Joint ventures	GMR League Games Private Limited
	Delhi Aviation Services Private Limited
	Delhi Aviation Fuel Facility Private Limited
	Delhi Duty Free Services Private Limited
Enterprises in respect of which the company is a joint venture	GMR Bajoli Holi Hydropower Private Limited ⁴
	Airports Authority of India
	Fraport AG Frankfurt Airport Services Worldwide
Joint Ventures of member of a Group of which DIAL is a member	GMR Megawide Cebu Airport Corporation
	GMR Kamalanga Energy Limited
	GMR Warora Energy Limited
	GMR Vemagiri Power Generation Limited
Enterprises where significant influence of Key Management Personnel or their relatives exists	GMR Varalaksmi Foundation
Key Management Personnel	Mr. G.M. Rao – Executive Chairman
	Mr. G.B.S Raju- Managing Director
	Mr. Srinivas Bommidala – Non Executive Director
	Mr. Grandhi Kiran Kumar – Non Executive Director
	Mr. K. Narayana Rao - Whole Time Director
	Mr. Indana Prabhakara Rao- Executive Director
	Mr. G. Subba Rao – Director
	Mr. R.S.S.L.N. Bhaskarudu - Independent Director
	Mr. Amarthaluru Subba Rao- Independent Director
	Mr. M. Ramachandran - Independent Director
	Dr. Emandi Sankara Rao- Independent Director
	Ms. Siva Kameswari Vissa - Independent Director
	Mr. N.C. Sarabeswaran - Independent Director
	Mr. Anuj Aggarwal- Director (AAI Nominee) ⁵
	Mr. Rubina Ali - Director (AAI Nominee)
	Mr. Anil Kumar Pathak - Director (AAI Nominee)
	Mr. K. Vinayak Rao - Director (AAI Nominee)

1.The Company has approved to strike off its investment in the Subsidiary Company in its board meeting dated February 11, 2020. Pursuant to this, the Board of Directors of DAPL, in its meeting held on June 05, 2020 have approved the filing of application with the Registrar of Companies (ROC) for strike off. The application had been filed with the ROC on August 11, 2020 and the approval for striking off and dissolution was received on December 09, 2021. DAPL is now struck-off and dissolved.

2.The Holding Company had invested in DIGI Yatra foundation, a Special Purpose Vehicle (SPV) formed as central platform for identity management of passengers, as Joint Venture (JV) of private airport operators and AAI under Section 8 of the Companies Act, 2013 (Not for Profit Organization). Further, it has been decided by AAI that initially for incorporation AAI, DIAL and Bangalore International Airport Limited (BIAL) will form this company with shareholding of 26:37:37 respectively. During the year ended March 31, 2020, DIAL has transferred 148 shares to Cochin International Airport Limited (CIAL) on August 18, 2019. Currently DIGI Yatra foundation is having paid up capital of Rs. 10,000 and DIAL has invested Rs. 2,220 only (March 31, 2021 : Rs. 2,220). In future, the equity share of Joint Venture Company (JVC) will be 26% of AAI and remaining 74% will be equally divided amongst the Private Airport Operators viz. BIAL, Cochin International Airport Limited (CIAL), DIAL, GMR Hyderabad International Airport Limited (GHIAL), Mumbai International Airport Limited (MIAL) i.e. 14.8% each.

3.GMR Aero Technic Limited has demerged the Maintenance, Repair and Overhaul (MRO) division and merged into GMR Air Cargo and Aerospace Engineering Limited. Therefore, the MRO business is now operated under the new name “GMR Air cargo and Aerospace Engineering Limited”.

4.Due to inordinate delay in commencement of operation in GMR Bajoli Holi Hydropower Private Limited and basis the valuation report of the external valuer as at March 31, 2022, the Holding Company has created a provision for diminution in its investment in GMR Bajoli Holi Private Limited for Rs. 33.37 crores.

5.Mr. Anuj Aggarwal cease to be director due to his demise on April 22, 2021.

Delhi International Airport Limited
CIN. U63033DL2006PLC146936
Notes to the consolidated financial statements for the year ended March 31, 2022
(All amounts in Rupees Crore, except otherwise stated)

34 (b) Summary of balances with the above related parties are as follows:

Balances as at Date	March 31, 2022	March 31, 2021
<u>Investments in subsidiary, associates and Joint Ventures</u>		
<u>Investments in Unquoted Equity Share</u>		
<u>Associates</u>		
Celebi Delhi Cargo Terminal Management India Private Limited	76.37	74.77
Travel Food services (Delhi Terminal 3) Private Limited	6.52	6.33
TIM Delhi Airport Advertising Private Limited	39.86	38.94
Delhi Airport Parking Services Private Limited	32.71	35.13
Digi Yatra Foundation	(0.17)	(0.14)
<u>Joint Ventures</u>		
Delhi Aviation Services Private Limited	21.73	22.52
Delhi Duty Free Services Private Limited	234.58	164.51
Delhi Aviation Fuel Facility Private Limited	63.24	64.63
GMR Bajoli Holi Hydropower Private Limited [refer note 36 (III) (B) (viii)]	109.41	111.31
<u>Provision for diminution in value of Non-Current Investments</u>		
<u>Joint Ventures</u>		
GMR Bajoli Holi Hydropower Private Limited [refer note 36 (III) (B) (viii)]	51.60	-
<u>Trade Receivables (including marketing fund)</u>		
<u>Intermediate Holding Company</u>		
GMR Infrastructure Limited	0.03	0.32
<u>Holding Company</u>		
GMR Airports Limited	1.34	0.75
<u>Associates</u>		
TIM Delhi Airport Advertising Private Limited	1.42	0.23
Celebi Delhi Cargo Terminal Management India Private Limited	-	0.01
<u>Joint Ventures</u>		
GMR Bajoli Holi Hydropower Private Limited	-	2.30
<u>Fellow subsidiaries (including subsidiary companies of the ultimate/ Intermediate holding company)</u>		
GMR Aviation Private Limited	0.09	0.01
GMR Hyderabad International Airport Limited	0.25	0.13
GMR Air Cargo and Aerospace Engineering (Formerly known as GMR Aero Technic Limited)	0.06	0.01
GMR Tambaram Tindivanam Expressways Limited	4.71	4.72
GMR Energy Trading Limited	1.87	0.18
GMR Pochanpalli Expressways Limited	2.96	3.82
GMR Airport Developers Limited	-	0.01
Raxa Security Services Limited	0.12	-
GMR Power and Urban Infra Limited	2.44	-
<u>Joint Venture of Member of a Group of which DIAL is a Member</u>		
GMR Warora Energy Limited	4.32	5.31
GMR Vemagiri Power Generation Limited	2.83	2.83
GMR Kamalanga Energy Limited	1.77	-
GMR Megawide Cebu Airport Corporation	0.14	-
<u>Other Financial Assets - Current</u>		
<u>Unbilled receivables</u>		
<u>Intermediate Holding Company</u>		
GMR Infrastructure Limited	0.02	-
<u>Holding Company</u>		
GMR Airports Limited	0.01	-
<u>Associates</u>		
Delhi Airport Parking Services Private Limited	4.68	2.95
TIM Delhi Airport Advertising Private Limited	18.69	18.82
Celebi Delhi Cargo Terminal Management India Private Limited	19.66	18.06
Travel Food Services (Delhi Terminal 3) Private Limited	(0.12)	1.89
<u>Joint Ventures</u>		
Delhi Duty Free Services Private Limited	32.12	15.91
Delhi Aviation Services Private Limited	1.82	1.48
<u>Fellow subsidiaries (including subsidiary companies of the ultimate/ Intermediate Holding Company)</u>		
GMR Aviation Private Limited	0.02	0.01
GMR Air Cargo and Aerospace Engineering (Formerly known as GMR Aero Technic Limited)	0.02	0.02
GMR Energy Trading Limited	0.01	0.01
GMR Power and Urban Infra Limited	0.60	-
<u>Joint Venture of Member of a Group of which DIAL is a Member</u>		
GMR Kamalanga Energy Limited	-	0.01
<u>Enterprises in respect of which the company is a joint venture</u>		
Airports Authority of India	0.01	1.12
<u>Other recoverable from related parties</u>		
<u>Joint Ventures</u>		
Delhi Aviation Services Private Limited	0.10	0.05
Delhi Duty Free Services Private Limited	0.08	0.12
<u>Associates</u>		
Delhi Airport Parking Services Private Limited	0.05	0.15
Travel Food Services (Delhi Terminal 3) Private Limited	-	0.08
Celebi Delhi Cargo Terminal Management India Private Limited	0.10	0.18
TIM Delhi Airport Advertising Private Limited	0.59	0.68
DIGI Yatra Foundation	0.16	0.16
<u>Enterprises in respect of which the company is a joint venture</u>		
Airports Authority of India (including advance to AAI paid under protest)	489.42	486.35

34 (b) Summary of balances with the above related parties are as follows:

Balances as at Date	March 31, 2022	March 31, 2021
<u>Fellow subsidiaries (including subsidiary companies of the ultimate/ Intermediate Holding Company)</u>		
Kakinada SEZ Limited	-	0.11
GMR Goa International Airport Limited	0.27	0.27
GMR Pochanpalli Expressways Limited	0.02	0.02
<u>Joint Venture of Member of a Group of which DIAL is a Member</u>		
GMR Megawide Cebu Airport Corporation	-	0.07
<u>Advances recoverable in cash or kind</u>		
<u>Joint Ventures</u>		
GMR Bajoli Holi Hydropower Private Limited	6.82	-
<u>Provision against advance to AAI paid under protest</u>		
<u>Enterprises in respect of which the Company is a joint venture</u>		
Airports Authority of India [refer note 36 (I) (h) & (i)]	489.42	446.21
<u>Other Financial Assets - Current</u>		
<u>Non-Trade Receivables (including marketing fund)</u>		
<u>Intermediate Holding Company</u>		
GMR Infrastructure Limited	-	-
<u>Holding Company</u>		
GMR Airports Limited	0.05	-
<u>Enterprises in respect of which the company is a joint venture</u>		
Airports Authority of India	7.94	2.27
<u>Fellow subsidiaries (including subsidiary companies of the ultimate/ Intermediate Holding Company)</u>		
GMR Energy Trading Limited	0.11	0.01
GMR Power and Urban Infra Limited	0.02	-
<u>Joint Venture of Member of a Group of which DIAL is a Member</u>		
GMR Warora Energy Limited	0.46	0.72
GMR Kamalanga Energy Limited	0.10	-
GMR Megawide Power Generation Limited	0.57	0.57
<u>Associates</u>		
Travel Food Services (Delhi Terminal 3) Private Limited	-	0.05
Celebi Delhi Cargo Terminal Management India Private Limited	3.92	1.42
TIM Delhi Airport Advertising Private Limited	0.45	0.25
<u>Joint Ventures</u>		
GMR Bajoli Holi Hydropower Private Limited	-	0.21
<u>Trade payable (including marketing fund)-Current</u>		
<u>Intermediate Holding Company</u>		
GMR Infrastructure Limited	0.70	1.64
<u>Holding Company</u>		
GMR Airports Limited	8.68	11.27
<u>Associates</u>		
TIM Delhi Airport Advertising Private Limited	0.25	-
Travel Food Services (Delhi Terminal 3) Private Limited	0.28	-
<u>Joint Ventures</u>		
Delhi Duty Free Services Private Limited	-	5.97
GMR Bajoli Holi Hydropower Private Limited	-	-
Delhi Aviation fuel facility Private Limited	0.03	-
<u>Enterprises where significant influence of key Management personnel or their relative exists</u>		
GMR Varalakshmi Foundation	0.01	-
<u>Enterprises in respect of which the company is a joint venture</u>		
Fraport AG Frankfurt Airport Services Worldwide	-	59.71
<u>Fellow subsidiaries (including subsidiary companies of the ultimate/ Intermediate Holding Company)</u>		
Raxa Security Services Limited	7.70	5.67
GMR Energy Trading Limited	0.01	-
GMR Airport Developers Limited	0.04	0.19
GMR Hyderabad International Airport Limited	0.01	-
GMR Hospitality & Retail Limited	0.01	0.04
<u>Enterprises in respect of which the company is a joint venture</u>		
Airports Authority of India	17.02	-
<u>Other Financial Liabilities - Non Current</u>		
<u>Enterprises in respect of which the company is a joint venture</u>		
Airports Authority of India	576.58	528.00
<u>Remuneration payable to key managerial personnel</u>		
Mr. G. M. Rao	-	1.63
Mr. K. Narayana Rao	-	0.38
Mr. G.B.S Raju	-	1.75
Mr. Indana Prabhakara Rao	-	0.60
<u>Other Financial Liabilities at amortised cost- Current</u>		
<u>Security Deposits from trade concessionaires</u>		
<u>Holding Company</u>		
GMR Airports Limited	0.01	-
<u>Associates</u>		
Celebi Delhi Cargo Terminal Management India Private Limited	0.01	7.04
Delhi Airport Parking Services Private Limited	0.01	0.01
TIM Delhi Airport Advertising Private Limited	0.77	0.75
Travel Food Services (Delhi Terminal 3) Private Limited	0.61	0.63
<u>Joint Ventures</u>		
Delhi Duty Free Services Private Limited	1.19	0.40
Delhi Aviation Services Private Limited	15.04	14.64

34 (b) Summary of balances with the above related parties are as follows:

Balances as at Date	March 31, 2022	March 31, 2021
Fellow subsidiaries (including subsidiary companies of the ultimate/ Intermediate Holding Company)		
GMR Aviation Private Limited	0.11	0.11
GMR Airport Developers Limited	4.13	-
GMR Air Cargo and Aerospace Engineering (Formerly known as GMR Aero Technic Limited)	0.22	0.23
Other Financial Liabilities at amortised cost- Non Current		
Security Deposits from trade concessionaires		
Holding Company		
GMR Airports Limited	-	0.01
Joint Ventures		
Delhi Aviation Fuel Facility Private Limited	43.69	38.89
Delhi Duty Free Services Private Limited	180.30	161.34
Associates		
Celebi Delhi Cargo Terminal Management India Private Limited	45.05	45.12
Delhi Airport Parking Services Private Limited	0.64	0.57
TIM Delhi Airport Advertising Private Limited	13.11	11.68
Travel Food Services (Delhi Terminal 3) Private Limited	4.83	3.41
Unearned Revenue		
Current		
Associates		
TIM Delhi Airport Advertising Private Limited	0.20	0.16
Travel Food Services (Delhi Terminal 3) Private Limited	0.22	0.32
Celebi Delhi Cargo Terminal Management India Private Limited	0.33	0.40
Joint Ventures		
Delhi Duty Free Services Private Limited	0.13	0.17
Fellow subsidiaries (including subsidiary companies of the ultimate/ Intermediate Holding Company)		
GMR Pochanpalli Expressways Limited	0.02	0.01
GMR Air Cargo and Aerospace Engineering (Formerly known as GMR Aero Technic Limited)	-	0.01
Unearned Revenue		
Non-Current		
Associates		
Celebi Delhi Cargo Terminal Management India Private Limited	0.20	0.19
TIM Delhi Airport Advertising Private Limited	0.03	0.05
Travel Food Services (Delhi Terminal 3) Private Limited	0.04	0.07
Joint Ventures		
Delhi Duty Free Services Private Limited	0.01	0.02
Deferred Revenue		
Deferred Income on financial liabilities carried at amortised cost - Current		-
Associates		
Delhi Airport Parking Services Private Limited	0.11	0.11
Celebi Delhi Cargo Terminal Management India Private Limited	7.59	8.08
TIM Delhi Airport Advertising Private Limited	1.59	1.61
Travel Food Services (Delhi Terminal 3) Private Limited	0.58	0.43
Joint Ventures		
Delhi Aviation Fuel Facility Private Limited	6.31	6.31
Delhi Duty Free Services Private Limited	13.48	13.55
Delhi Aviation Services Private Limited	0.13	0.51
Fellow subsidiaries (including subsidiary companies of the ultimate/ Intermediate Holding Company)		
GMR Air Cargo and Aerospace Engineering (Formerly known as GMR Aero Technic Limited)	0.02	0.02
GMR Airport Developers Limited	0.44	-
Deferred Revenue		
Deferred Income on financial liabilities carried at amortised cost - Non-Current		
Associates		
Delhi Airport Parking Services Private Limited	1.40	1.51
Celebi Delhi Cargo Terminal Management India Private Limited	89.85	94.11
TIM Delhi Airport Advertising Private Limited	11.58	13.14
Travel Food Services (Delhi Terminal 3) Private Limited	1.67	1.69
Joint Ventures		
Delhi Aviation Fuel Facility Private Limited	65.72	72.12
Delhi Duty Free Services Private Limited	18.43	32.00
Other Liabilities- Current		
Advance From Customers- Current		
Associates		
Travel Food Services (Delhi Terminal 3) Private Limited	0.21	-

Note: Balances below Rs. 50,000 have not been reported in the above disclosure due to rounding off procedures.

(This space has been intentionally left blank)

Delhi International Airport Limited
CIN. U63033DL2006PLC146936
Notes to the consolidated financial statements for the year ended March 31, 2022
(All amounts in Rupees Crore, except otherwise stated)

34 (c) Summary of transactions with the above related parties is as follows:

Transactions during the period	March 31, 2022	March 31, 2021
<u>Non-current investments</u>		
<u>Write off of Investment</u>		
<u>Subsidiary</u>		
Delhi Aerotropolis Private Limited [refer note 36 (III) (B) (v)]	0.10	-
<u>Security Deposits from trade concessionaires</u>		
<u>Security Deposits Received</u>		
<u>Holding Company</u>		
GMR Airports Limited	-	0.01
<u>Associates</u>		
Celebi Delhi Cargo Terminal Management India Private Limited	-	19.09
Travel Food Services (Delhi Terminal 3) Private Limited	1.55	-
<u>Fellow subsidiaries (including subsidiary companies of the ultimate/ Intermediate Holding Company)</u>		
GMR Airport Developers Limited	4.58	-
<u>Security Deposits from trade concessionaires</u>		
<u>Security Deposits Refunded</u>		
<u>Joint Ventures</u>		
Delhi Aviation Fuel Facility Private Limited	-	46.79
<u>Associates</u>		
Delhi Airport Parking Services Private Limited	-	0.42
Celebi Delhi Cargo Terminal Management India Private Limited	9.08	-
<u>Marketing Fund Billed</u>		
<u>Associates</u>		
Travel Food Services (Delhi Terminal 3) Private Limited	0.93	0.48
<u>Joint Ventures</u>		
Delhi Duty Free Services Private Limited	5.97	2.66
<u>Marketing Fund Utilised</u>		
<u>Associates</u>		
TIM Delhi Airport Advertising Private Limited	0.70	0.19
Travel Food Services (Delhi Terminal 3) Private Limited	0.14	0.11
<u>Joint Ventures</u>		
Delhi Duty Free Services Private Limited	-	4.21
<u>Utilization of advance from commercial property developers</u>		
<u>Fellow subsidiaries (including subsidiary companies of the ultimate/ Intermediate Holding Company)</u>		
GMR Airport Developers Limited	-	0.67
<u>Capital Work in Progress</u>		
<u>Fellow subsidiaries (including subsidiary companies of the ultimate/ Intermediate Holding Company)</u>		
GMR Airport Developers Limited	8.54	8.14
Raxa Security Services Limited	0.74	-
<u>Non-aeronautical revenue</u>		
<u>Intermediate Holding Company</u>		
GMR Infrastructure Limited	2.20	0.42
<u>Holding Company</u>		
GMR Airports Limited	1.43	1.31
<u>Joint Venture</u>		
Delhi Aviation Fuel Facility Private Limited	38.61	38.60
Delhi Aviation Services Private Limited	7.46	5.11
Delhi Duty Free Services Private Limited	209.15	90.40
<u>Associates</u>		
TIM Delhi Airport Advertising Private Limited	96.05	49.58
Celebi Delhi Cargo Terminal Management India Private Limited	270.90	271.76
Travel Food Services (Delhi Terminal 3) Private Limited	23.69	12.26
Delhi Airport Parking Services Private Limited	34.84	19.66
<u>Fellow subsidiaries (including subsidiary companies of the ultimate Holding Company)</u>		
GMR Aviation Private Limited	0.08	0.08
GMR Energy Trading Limited	2.26	1.05
GMR Air Cargo and Aerospace Engineering (Formerly known as GMR Aero Technic Limited)	1.08	0.75
GMR Pochanpalli Expressways Limited	1.16	3.24
GMR Power and Urban Infra Limited	0.58	-
Raxa Security Services Limited	0.28	-
<u>Joint Venture of Member of a Group of which DIAL is a Member</u>		
GMR Warora Energy Limited	-	1.01
GMR Kamalanga Energy Limited	2.26	2.07
<u>Aeronautical Revenue</u>		
<u>Fellow subsidiaries (including subsidiary companies of the ultimate/ Intermediate Holding Company)</u>		
GMR Aviation Private Limited	0.03	0.07
<u>Enterprises in respect of which the Company is a joint venture</u>		
Airports Authority of India	0.01	0.02

Delhi International Airport Limited
CIN. U63033DL2006PLC146936
Notes to the consolidated financial statements for the year ended March 31, 2022
(All amounts in Rupees Crore, except otherwise stated)

34 (c) Summary of transactions with the above related parties is as follows:

Transactions during the period	March 31, 2022	March 31, 2021
<u>Non-aeronautical - Income on Security Deposits</u>		
<u>Associates</u>		
Delhi Airport Parking Services Private Limited	0.11	0.13
TIM Delhi Airport Advertising Private Limited	1.64	1.55
Celebi Delhi Cargo Terminal Management India Private Limited	7.98	8.27
Travel Food Services (Delhi Terminal 3) Private Limited	0.63	0.49
<u>Joint Ventures</u>		
Delhi Aviation Fuel Facility Private Limited	6.40	6.80
Delhi Duty Free Services Private Limited	13.73	12.81
Delhi Aviation Services Private Limited	1.56	1.41
<u>Fellow subsidiaries (including subsidiary companies of the ultimate Holding Company)</u>		
GMR Air Cargo and Aerospace Engineering (Formerly known as GMR Aero Technic Limited)	0.03	0.03
GMR Airport Developers Limited	0.00	
<u>Interest Income-Others</u>		
<u>Associates</u>		
Delhi Airport Parking Services Private Limited	0.06	0.02
Travel Food Services (Delhi Terminal 3) Private Limited	-	0.04
<u>Other Revenue</u>		
<u>Key managerial Remuneration paid/payable</u>		
<u>Short-term employee benefits*</u>		
Mr. G.M. Rao	5.07	5.07
Mr. K. Narayana Rao	1.96	1.46
Mr. G.B.S Raju	4.31	4.32
Mr. Indana Prabhakara Rao	2.42	2.27
<u>Annual Fee</u>		
<u>Enterprises in respect of which the Company is a joint venture</u>		
Airports Authority of India [refer note 36 (I) (h) & (i) & 44 (h)]	192.70	338.12
<u>Advance to AAI paid under protest</u>		
<u>Enterprises in respect of which the Company is a joint venture</u>		
Airports Authority of India [refer note 36 (I) (h) & (i)]	-	446.21
<u>Provision against advance to AAI paid under protest</u>		
<u>Enterprises in respect of which the Company is a joint venture</u>		
Airports Authority of India [refer note 36 (I) (h) & (i)]	43.21	446.21
<u>Finance Cost- Interest expense on financial liability carried at amortised cost</u>		
<u>Associates</u>		
Delhi Airport Parking Services Private Limited	0.07	0.09
TIM Delhi Airport Advertising Private Limited	1.51	1.22
Celebi Delhi Cargo Terminal Management India Private Limited	5.20	5.26
Travel Food Services (Delhi Terminal 3) Private Limited	0.61	0.44
<u>Joint Ventures</u>		
Delhi Aviation Fuel Facility Private Limited	4.79	4.44
Delhi Duty Free Services Private Limited	19.84	15.83
Delhi Aviation Services Private Limited	1.58	1.61
<u>Fellow subsidiaries (including subsidiary companies of the ultimate/ Intermediate Holding Company)</u>		
GMR Air Cargo and Aerospace Engineering (Formerly known as GMR Aero Technic Limited)	0.03	0.03
<u>Donations/ CSR Expenditure</u>		
<u>Enterprises where significant influence of key Management personnel or their relative exists</u>		
GMR Varalaksmi Foundation	1.77	1.59
<u>Manpower hire charges</u>		
<u>Fellow subsidiaries (including subsidiary companies of the ultimate/ Intermediate Holding Company)</u>		
GMR Airport Developers Limited	55.58	52.29
<u>Airport Operator fees</u>		
<u>Enterprises in respect of which the Company is a joint venture</u>		
Fraport AG Frankfurt Airport Services Worldwide	50.14	108.21
<u>Professional & Consultancy expenses</u>		
<u>Enterprises in respect of which the Company is a joint venture</u>		
Fraport AG Frankfurt Airport Services Worldwide	-	0.07

* Managerial remuneration excludes provision for gratuity and compensated absences, since these are provided on the basis of an actuarial valuation for the Company as a whole.

Delhi International Airport Limited
CIN. U63033DL2006PLC146936
Notes to the consolidated financial statements for the year ended March 31, 2022
(All amounts in Rupees Crore, except otherwise stated)

34 (c) Summary of transactions with the above related parties is as follows:

Transactions during the period	March 31, 2022	March 31, 2021
<u>Corporate Cost Allocation</u>		
<u>Intermediate Holding Company</u>		
GMR Infrastructure Limited	26.49	14.34
<u>Holding Company</u>		
GMR Airports Limited	39.84	35.61
<u>Security related expenses</u>		
<u>Fellow subsidiaries (including subsidiary companies of the ultimate/ Intermediate Holding Company)</u>		
Raxa Security Services Limited	25.94	21.77
<u>Hire Charges-Equipments</u>		
<u>Fellow subsidiaries (including subsidiary companies of the ultimate/ Intermediate Holding Company)</u>		
Raxa Security Services Limited	0.04	0.41
<u>Utility Expenses</u>		
<u>Electricity charges</u>		
<u>Joint Ventures</u>		
GMR Bajoli Holi Hydropower Private Limited	88.65	117.11
<u>Electricity charges recovered</u>		
<u>Intermediate Holding Company</u>		
GMR Infrastructure Limited	0.05	0.02
<u>Joint Ventures</u>		
Delhi Duty Free Services Private Limited	9.28	9.09
Delhi Aviation Services Private Limited	12.44	7.36
GMR Bajoli Holi Hydropower Private Limited	-	0.01
<u>Associates</u>		
Delhi Airport Parking Services Private Limited	3.05	1.95
Celebi Delhi Cargo Terminal Management India Private Limited	9.21	7.79
TIM Delhi Airport Advertising Private Limited	3.76	2.26
Travel Food Services (Delhi Terminal 3) Private Limited	8.96	5.43
<u>Fellow subsidiaries (including subsidiary companies of the ultimate/ Intermediate Holding Company)</u>		
GMR Aviation Private Limited	0.01	0.03
GMR Energy Trading Limited	0.03	0.18
GMR Air Cargo and Aerospace Engineering (Formerly known as GMR Aero Technic Limited)	0.02	0.01
GMR Pochanpalli Expressways Limited	0.03	0.06
<u>Enterprises in respect of which the Company is a joint venture</u>		
Airports Authority of India	14.75	14.27
<u>Joint Venture of Member of a Group of which DIAL is a Member</u>		
GMR Warora Energy Limited	-	0.08
GMR Kamalanga Energy Limited	0.12	0.12
<u>Water charges recovered</u>		
<u>Joint Ventures</u>		
Delhi Aviation Services Private Limited	0.10	0.05
Delhi Duty Free Services Private Limited	0.01	0.01
GMR Bajoli Holi Hydropower Private Limited	-	0.01
<u>Associates</u>		
Delhi Airport Parking Services Private Limited	0.64	0.64
Travel Food Services (Delhi Terminal 3) Private Limited	0.73	0.41
Celebi Delhi Cargo Terminal Management India Private Limited	3.80	3.77
<u>Fellow Subsidiaries(including subsidiary companies of the ultimate Holding Company)</u>		
GMR Energy Trading Limited	0.01	0.01
<u>Directors' sitting fees</u>		
<u>Key Management Personnel</u>		
Mr. R.S.S.L.N. Bhaskarudu	0.02	0.05
Ms. Siva Kameswari Vissa	0.04	0.04
Mr. Anil Kumar Pathak	0.01	0.02
Mr. N.C. Sarabeswaran	0.02	0.05
Mr. G. Subba Rao	0.01	0.03
Mr. Srinivas Bommidala	0.01	0.01
Mr. Grandhi Kiran Kumar	0.01	0.01
Mr. Anuj Agarwal (AAI)	-	0.01
Ms. Rubina Ali (AAI)	0.00	-
Mr. Amarthaluru Subba Rao	0.02	-
Mr. M. Ramachandran	0.04	0.05
Mr. K Vinayaka Rao (AAI)	-	-
Dr. Emandi Sankara Rao	0.02	-

Delhi International Airport Limited
CIN. U63033DL2006PLC146936
Notes to the consolidated financial statements for the year ended March 31, 2022
(All amounts in Rupees Crore, except otherwise stated)

34 (c) Summary of transactions with the above related parties is as follows:

Transactions during the period	March 31, 2022	March 31, 2021
<u>Expenses incurred by Company on behalf of related parties</u>		
<u>Intermediate Holding Company</u>		
GMR Infrastructure Limited	0.02	0.02
<u>Holding Company</u>		
GMR Airports Limited	2.21	3.75
<u>Joint Ventures</u>		
Delhi Aviation Services Private Limited	1.15	0.26
GMR Bajoli Holi Hydropower Private Limited	0.09	-
Delhi Duty Free Services Private Limited	0.61	0.52
<u>Associates</u>		
Celebi Delhi Cargo Terminal Management India Private Limited	0.81	0.73
TIM Delhi Airport Advertising Private Limited	0.81	0.76
Delhi Airport Parking Services Private Limited	0.63	0.85
Travel Food Services (Delhi Terminal 3) Private Limited	0.63	0.58
DIGI Yatra Foundation	0.01	-
<u>Joint Venture of Member of a Group of which DIAL is a Member</u>		
GMR Megawide CEBU Airport Corporation	0.14	0.07
<u>Fellow subsidiaries (including subsidiary companies of the ultimate/ Intermediate Holding Company)</u>		
GMR Hyderabad International Airport Limited	0.34	-
GMR Energy Trading Limited	0.01	-
<u>Joint Venture of Member of a Group of which DIAL is a Member</u>		
GMR Warora Energy Limited	0.02	-
GMR Vemagiri Power Generation Limited	-	0.02
GMR Kamalanga Energy Limited	0.02	-
<u>Recovery of Collection Charges</u>		
<u>Enterprises in respect of which the Company is a joint venture</u>		
Airports Authority of India	1.40	0.96
<u>Expenses incurred by related parties on behalf of Company</u>		
<u>Intermediate Holding Company</u>		
GMR Infrastructure Limited	-	0.02
<u>Holding Company</u>		
GMR Airports Limited	0.32	0.36
<u>Associates</u>		
Travel Food Services (Delhi Terminal 3) Private Limited	0.34	0.64
Delhi Aviation Fuel Facility Private Limited	0.04	-
<u>Fellow subsidiaries (including subsidiary companies of the ultimate/ Intermediate Holding Company)</u>		
GMR Hyderabad International Airport Limited	0.01	0.01
GMR Airport Developers Limited	-	0.03
Kakinada SEZ Limited	0.10	-
GMR Hospitality & Retail Limited	0.06	-
GMR League Games Private Limited	-	0.02
Raxa Security Services Limited	-	0.03
<u>Exceptional items</u>		
<u>Joint Ventures</u>		
Provision for diminution in value of non-current investment [Refer Note 36 (III)(B)(viii)]	51.60	-

Note: Transactions below Rs. 50,000 have not been reported in the above disclosure due to rounding off procedures.

(This space has been intentionally left blank)

34 (c) Summary of transactions with the above related parties is as follows:

Transactions during the period	March 31, 2022	March 31, 2021
<u>Non-aeronautical - Income on Security Deposits</u>		
<u>Associates</u>		
Delhi Airport Parking Services Private Limited	0.11	0.13
TIM Delhi Airport Advertising Private Limited	1.64	1.55
Celebi Delhi Cargo Terminal Management India Private Limited	7.98	8.27
Travel Food Services (Delhi Terminal 3) Private Limited	0.63	0.49
<u>Joint Ventures</u>		
Delhi Aviation Fuel Facility Private Limited	6.40	6.80
Delhi Duty Free Services Private Limited	13.73	12.81
Delhi Aviation Services Private Limited	1.56	1.41
<u>Fellow subsidiaries (including subsidiary companies of the ultimate Holding Company)</u>		
GMR Air Cargo and Aerospace Engineering (Formerly known as GMR Aero Technic Limited)	0.03	0.03
GMR Airport Developers Limited	0.00	
<u>Interest Income-Others</u>		
<u>Associates</u>		
Delhi Airport Parking Services Private Limited	0.06	0.02
Travel Food Services (Delhi Terminal 3) Private Limited	-	0.04
<u>Other Revenue</u>		
<u>Key managerial Remuneration paid/payable</u>		
<u>Short-term employee benefits*</u>		
Mr. G.M. Rao	5.07	5.07
Mr. K. Narayana Rao	1.96	1.46
Mr. G.B.S Raju	4.31	4.32
Mr. Indana Prabhakara Rao	2.42	2.27
<u>Annual Fee</u>		
<u>Enterprises in respect of which the Company is a joint venture</u>		
Airports Authority of India [refer note 36 (l) (h) & (i) & 44 (h)]	192.70	338.12
<u>Advance to AAI paid under protest</u>		
<u>Enterprises in respect of which the Company is a joint venture</u>		
Airports Authority of India [refer note 36 (l) (h) & (i)]	-	446.21
<u>Provision against advance to AAI paid under protest</u>		
<u>Enterprises in respect of which the Company is a joint venture</u>		
Airports Authority of India [refer note 36 (l) (h) & (i)]	43.21	446.21
<u>Finance Cost- Interest expense on financial liability carried at amortised cost</u>		
<u>Associates</u>		
Delhi Airport Parking Services Private Limited	0.07	0.09
TIM Delhi Airport Advertising Private Limited	1.51	1.22
Celebi Delhi Cargo Terminal Management India Private Limited	5.20	5.26
Travel Food Services (Delhi Terminal 3) Private Limited	0.61	0.44
<u>Joint Ventures</u>		
Delhi Aviation Fuel Facility Private Limited	4.79	4.44
Delhi Duty Free Services Private Limited	19.84	15.83
Delhi Aviation Services Private Limited	1.58	1.61
<u>Fellow subsidiaries (including subsidiary companies of the ultimate/ Intermediate Holding Company)</u>		
GMR Air Cargo and Aerospace Engineering (Formerly known as GMR Aero Technic Limited)	0.03	0.03
<u>Donations/ CSR Expenditure</u>		
<u>Enterprises where significant influence of key Management personnel or their relative exists</u>		
GMR Varalaksmi Foundation	1.77	1.59
<u>Manpower hire charges</u>		
<u>Fellow subsidiaries (including subsidiary companies of the ultimate/ Intermediate Holding Company)</u>		
GMR Airport Developers Limited	55.58	52.29
<u>Airport Operator fees</u>		
<u>Enterprises in respect of which the Company is a joint venture</u>		
Fraport AG Frankfurt Airport Services Worldwide	50.14	108.21
<u>Professional & Consultancy expenses</u>		
<u>Enterprises in respect of which the Company is a joint venture</u>		
Fraport AG Frankfurt Airport Services Worldwide	-	0.07
* Managerial remuneration excludes provision for gratuity and compensated absences, since these are provided on the basis of an actuarial valuation for the Company as a whole.		

34 (c) Summary of transactions with the above related parties is as follows:

Transactions during the period	March 31, 2022	March 31, 2021
Corporate Cost Allocation		
Intermediate Holding Company		
GMR Infrastructure Limited	26.49	14.34
Holding Company		
GMR Airports Limited	39.84	35.61
Security related expenses		
Fellow subsidiaries (including subsidiary companies of the ultimate/ Intermediate Holding Company)		
Raxa Security Services Limited	25.94	21.77
Hire Charges-Equipments		
Fellow subsidiaries (including subsidiary companies of the ultimate/ Intermediate Holding Company)		
Raxa Security Services Limited	0.04	0.41
Utility Expenses		
Electricity charges		
Joint Ventures		
GMR Bajoli Holi Hydropower Private Limited	88.65	117.11
Electricity charges recovered		
Intermediate Holding Company		
GMR Infrastructure Limited	0.05	0.02
Joint Ventures		
Delhi Duty Free Services Private Limited	9.28	9.09
Delhi Aviation Services Private Limited	12.44	7.36
GMR Bajoli Holi Hydropower Private Limited	-	0.01
Associates		
Delhi Airport Parking Services Private Limited	3.05	1.95
Celebi Delhi Cargo Terminal Management India Private Limited	9.21	7.79
TIM Delhi Airport Advertising Private Limited	3.76	2.26
Travel Food Services (Delhi Terminal 3) Private Limited	8.96	5.43
Fellow subsidiaries (including subsidiary companies of the ultimate/ Intermediate Holding Company)		
GMR Aviation Private Limited	0.01	0.03
GMR Energy Trading Limited	0.03	0.18
GMR Air Cargo and Aerospace Engineering (Formerly known as GMR Aero Technic Limited)	0.02	0.01
GMR Pochanpalli Expressways Limited	0.03	0.06
Enterprises in respect of which the Company is a joint venture		
Airports Authority of India	14.75	14.27
Joint Venture of Member of a Group of which DIAL is a Member		
GMR Warora Energy Limited	-	0.08
GMR Kamalanga Energy Limited	0.12	0.12
Water charges recovered		
Joint Ventures		
Delhi Aviation Services Private Limited	0.10	0.05
Delhi Duty Free Services Private Limited	0.01	0.01
GMR Bajoli Holi Hydropower Private Limited	-	0.01
Associates		
Delhi Airport Parking Services Private Limited	0.64	0.64
Travel Food Services (Delhi Terminal 3) Private Limited	0.73	0.41
Celebi Delhi Cargo Terminal Management India Private Limited	3.80	3.77
Fellow Subsidiaries(including subsidiary companies of the ultimate Holding Company)		
GMR Energy Trading Limited	0.01	0.01
Directors' sitting fees		
Key Management Personnel		
Mr. R.S.S.L.N. Bhaskarudu	0.02	0.05
Ms. Siva Kameswari Vissa	0.04	0.04
Mr. Anil Kumar Pathak	0.01	0.02
Mr. N.C. Sarabeswaran	0.02	0.05
Mr. G. Subba Rao	0.01	0.03
Mr. Srinivas Bommidala	0.01	0.01
Mr. Grandhi Kiran Kumar	0.01	0.01
Mr. Anuj Agarwal (AAI)	-	0.01
Ms. Rubina Ali (AAI)	0.00	-
Mr. Amarthaluru Subba Rao	0.02	-
Mr. M. Ramachandran	0.04	0.05
Mr. K Vinayaka Rao (AAI)	-	-
Dr. Emandi Sankara Rao	0.02	-

34 (c) Summary of transactions with the above related parties is as follows:

Transactions during the period	March 31, 2022	March 31, 2021
Expenses incurred by Company on behalf of related parties		
<u>Intermediate Holding Company</u>		
GMR Infrastructure Limited	0.02	0.02
<u>Holding Company</u>		
GMR Airports Limited	2.21	3.75
<u>Joint Ventures</u>		
Delhi Aviation Services Private Limited	1.15	0.26
GMR Bajoli Holi Hydropower Private Limited	0.09	-
Delhi Duty Free Services Private Limited	0.61	0.52
<u>Associates</u>		
Celebi Delhi Cargo Terminal Management India Private Limited	0.81	0.73
TIM Delhi Airport Advertising Private Limited	0.81	0.76
Delhi Airport Parking Services Private Limited	0.63	0.85
Travel Food Services (Delhi Terminal 3) Private Limited	0.63	0.58
DIGI Yatra Foundation	0.01	-
<u>Joint Venture of Member of a Group of which DIAL is a Member</u>		
GMR Megawide CEBU Airport Corporation	0.14	0.07
<u>Fellow subsidiaries (including subsidiary companies of the ultimate/ Intermediate Holding Company)</u>		
GMR Hyderabad International Airport Limited	0.34	-
GMR Energy Trading Limited	0.01	-
<u>Joint Venture of Member of a Group of which DIAL is a Member</u>		
GMR Warora Energy Limited	0.02	-
GMR Vemagiri Power Generation Limited	-	0.02
GMR Kamalanga Energy Limited	0.02	-
<u>Recovery of Collection Charges</u>		
<u>Enterprises in respect of which the Company is a joint venture</u>		
Airports Authority of India	1.40	0.96
<u>Expenses incurred by related parties on behalf of Company</u>		
<u>Intermediate Holding Company</u>		
GMR Infrastructure Limited	-	0.02
<u>Holding Company</u>		
GMR Airports Limited	0.32	0.36
<u>Associates</u>		
Travel Food Services (Delhi Terminal 3) Private Limited	0.34	0.64
Delhi Aviation Fuel Facility Private Limited	0.04	-
<u>Fellow subsidiaries (including subsidiary companies of the ultimate/ Intermediate Holding Company)</u>		
GMR Hyderabad International Airport Limited	0.01	0.01
GMR Airport Developers Limited	-	0.03
Kakinada SEZ Limited	0.10	-
GMR Hospitality & Retail Limited	0.06	-
GMR League Games Private Limited	-	0.02
Raxa Security Services Limited	-	0.03
<u>Exceptional items</u>		
<u>Joint Ventures</u>		
Provision for diminution in value of non-current investment [Refer Note 36 (III)(B)(viii)]	51.60	-

Note: Transactions below Rs. 50,000 have not been reported in the above disclosure due to rounding off procedures.

(This space has been intentionally left blank)

35. Retirement and other employee Benefit:-**Employee Benefit:-****a) Leave Obligation**

The leave obligation cover the Holding Company's liability for earned leave and sick leave. The entire amount of the provision of Rs. 32.92 crore (March 31, 2021: Rs. 29.52 crore) is presented as current in financial statements, since the Holding Company does not have an unconditional right to defer settlement of the obligation.

b) Defined benefit plans

During the year ended March 31, 2022, the Holding Company has recognized Rs. 13.58 crore (March 31, 2021: Rs. 12.93 crore) as an expenses and included in Employee benefits expense as under the following defined contribution plans.

	For the year ended March 31, 2022	For the year ended March 31, 2021
Employer's contribution to		
Provident and other fund#	9.71	9.33
Superannuation fund*	3.87	3.60
Total	13.58	12.93

Net of amount transferred to Capital work-in-progress ('CWIP') and adjustment against Advance from CPD Rs. 0.56 Crore (March 31, 2021: Rs. 0. 64 Crore)

*Net of amount transferred to CWIP and adjustment against Advance from CPD Rs. 0.25 Crore (March 31, 2021: Rs. 0.23 Crore).

The Holding Company makes contribution towards provident fund which is administered by the trustees. The rules of the Holding Company's provident fund administered by a trust, require that if the board of the trustees are unable to pay interest at the rate declared by the government under para 60 of the Employees provident fund scheme, 1972 for the reason that the return on investment is less for any other reason, then the deficiency shall be made good by the Holding Company making interest shortfall a defined benefit plan. Accordingly, the Holding Company has obtained actuarial valuation and based on the below provided assumption there is no cumulative deficiency at the balance sheet date. Hence, the liability is restricted towards monthly contributions only.

The latest Board of trustee meeting was held on March 31, 2022 wherein Trustees were informed that trust will be surrendered with effect from April 1, 2022.

As per the requirement of Ind AS 19, Employee Benefits of the Institute of Chartered Accountants of India, benefits involving employer established provident funds, which require interest shortfalls to be re-compensated, are to be considered as defined benefit plans. Based on the actuarial valuation and on the assumptions provided below there is no cumulative short-fall which has been provided in the consolidated financial statements.

Particulars	March 31, 2022	March 31, 2021
Plan assets at the year end, at fair value	181.43	192.99
Present value of benefit obligation at year end	171.63	182.70
Net (liability) recognized in the balance sheet	-	-

Delhi International Airport Limited

CIN. U63033DL2006PLC146936

Notes to the consolidated financial statements for the year ended March 31, 2022

(All amounts in Rupees Crores, except otherwise stated)

Assumptions used in determining the present value obligation of the interest rate guarantee under the deterministic Approach:

Particulars	March 31, 2022	March 31, 2021
Discount rate	7.10%	6.80%
Fund rate	8.00%	8.50%
PFO rate	8.10%	8.50%
Withdrawal rate	5.00%	5.00%
Mortality	Indian Assured Lives Mortality (2006-08) Ult *	Indian Assured Lives Mortality (2006-08) Ult *

*As published by IRDA and adopted as Standard Mortality Table as recommended by Institute of Actuaries of India effective April 1, 2013.

(c) Gratuity expense

In Holding Company, Gratuity liability is a defined benefit obligation (DBO) which is funded through policy taken from Life Insurance Corporation of India and Liability (net of fair value of investment in LIC) is provided for on the basis of an actuarial valuation on projected unit credit method made at the end of each financial year. Every employee who has completed five years or more of service gets a gratuity on departure at 15 days' salary (based on last drawn basic salary) for each completed year of service.

The following tables summarise the components of net benefit expense recognised in the consolidated statement of profit or loss and amounts recognised in the balance sheet for defined benefit plans/obligations:

Net employee benefit expense (recognized in Employee Cost) for the year ended March 31, 2022:

Particulars	For the year ended March 31, 2022	For the year ended March 31, 2021
Current Service Cost	2.66	2.78
Past Service Cost	-	-
Net Interest Cost	0.24	0.10
Total	2.90	2.88

Amount recognised in Other Comprehensive Income for the year ended March 31, 2022:

Particulars	For the year ended March 31, 2022	For the year ended March 31, 2021
Actuarial loss/(gain) due to DBO experience	0.56	(1.06)
Actuarial gain due to DBO financial assumptions changes	(0.61)	-
Actuarial gain arising during period	(0.05)	(1.06)
Return on plan assets less than discount rate	0.17	0.15
Actuarial loss/ (gain) recognized in OCI	0.12	(0.91)

Balance Sheet

Particulars	March 31, 2022	March 31, 2021
Defined benefit obligation	(26.95)	(24.44)
Fair value of plan assets	20.36	20.91
Benefit Liability	(6.59)	(3.53)

Delhi International Airport Limited**CIN. U63033DL2006PLC146936****Notes to the consolidated financial statements for the year ended March 31, 2022****(All amounts in Rupees Crores, except otherwise stated)**

Changes in the present value of the defined benefit obligation are as follows:

Particulars	March 31, 2022	March 31, 2021
Opening defined benefit obligation	24.44	22.55
Interest cost	1.60	1.48
Current service cost	2.66	2.78
Acquisition cost	0.17	0.17
Benefits paid (including transfer)	(1.88)	(1.48)
Actuarial loss/(gain) on obligation-experience	0.57	(1.06)
Actuarial gain on obligation-financial assumption	(0.61)	-
Closing defined benefit obligation	26.95	24.44

Changes in the fair value of plan assets are as follows:

Particulars	March 31, 2022	March 31, 2021
Opening fair value of plan assets	20.91	20.93
Acquisition Adjustment	(0.04)	-
Interest income on plan assets	1.37	1.38
Contributions by employer	0.15	0.23
Benefits paid (including transfer)	(1.88)	(1.48)
Return on plan assets lesser than discount rate	(0.17)	(0.15)
Closing fair value of plan assets	20.34	20.91

The Holding Company expects to contribute Rs. 0.17 crore to gratuity fund during the year ended on March 31, 2023 (March 31, 2022: Rs. 0.23 crore).

The major category of plan assets as a percentage of the fair value of total plan assets is as follows:

Particulars	March 31, 2022	March 31, 2021
	(%)	(%)
Investments with insurer managed funds	100	100

The principal assumptions used in determining gratuity obligation for the Holding Company's plans are shown below:

Particulars	March 31, 2022	March 31, 2021
Discount rate (in %)	7.10%	6.80%
Salary Escalation (in %)	6.00%	6.00%
Expected rate of return on assets	7.30%	8.00%
Attrition rate (in %)	5.00%	5.00%

A quantitative sensitivity analysis for significant assumption as at March 31, 2022 is as shown below:

	March 31, 2022	March 31, 2021
Assumptions	Discount rate	
Sensitivity Level	1%	1%
Impact on defined benefit obligation due to increase	(1.86)	(1.73)
Impact on defined benefit obligation due to decrease	2.13	1.99

Assumptions	Future Salary Increase	
Sensitivity Level	1%	1%
Impact on defined benefit obligation due to increase	1.82	1.80
Impact on defined benefit obligation due to decrease	(1.66)	(1.64)

Assumptions	Attrition rate	
Sensitivity Level	1%	1%
Impact on defined benefit obligation due to increase	0.17	0.09
Impact on defined benefit obligation due to decrease	(0.20)	(0.10)

The sensitivity analyses above have been determined based on a method that extrapolates the impact on defined benefit obligation as a result of reasonable changes in key assumptions occurring at the end of the reporting period.

The average duration of the defined benefit plan obligation at the end of the reporting period is 10 years (March 31, 2021:10 years).

36. Commitments and Contingencies

I. Contingent liabilities not provided for:

	Particulars	March 31, 2022	March 31, 2021
(i)	In respect of Income tax matters *	64.29	64.29
(ii)	In respect of Indirect tax matters [refer note (e), (f) & (g) below and other matters*]	190.42	190.42
(iii)	In respect of property tax matter [refer note (a) below]	38.41	38.41
(iv)	In respect of Annual fee payable to AAI [refer note (h) & (i) below]		

*pertaining to various cases not included below

- a) During the year ended March 31, 2017, the Delhi Cantonment Board (DCB) had raised provisional invoice demanding property tax of Rs.9.01 crore in respect of vacant land at IGI Airport for the Financial Year 2016-17. However, based on same computation method as used for payment of property tax to South Delhi Municipal Corporation (SDMC), the Holding Company has made payment towards property tax for financial year 2016-17 to FY 2021-22 along with request to DCB to withdraw its demand. DCB has raised provisional invoice on April 29, 2019 and Notice of demand dated November 1, 2019 demanding property tax of Rs. 10.73 crore for the FY 2019-20 along with arrears of Rs. 28.78 crore. Accordingly, the Holding Company has disclosed remaining amount of Rs. 38.41 crore in respect of FY 2016-17 to FY 2019-20 as contingent liability.

The Holding Company has obtained a legal opinion; wherein it has been opined that liability w.r.t. earlier years cannot be ruled out. As DCB has not raised any demand for earlier years, and the Holding Company has submitted its application for adopting the same computation method as considered by SDMC, while arriving at the demand for the financial year 2016-17, the amount of liability for earlier years is unascertainable, and therefore no provision has been considered.

The Holding Company filed a writ petition before the Hon'ble Delhi High court against DCB to set aside the impugned demand notices. The Hon'ble Delhi High court heard the matter on December 2, 2019 and directed

to be kept in abeyance the impugned demand notices and directed DCB to grant a detailed hearing to the Holding Company, upon Holding Company's filing a representation before the DCB, subject to deposit a sum of Rs. 8.00 crores. In compliance of High Court order, the Holding Company had deposited a sum of Rs. 8.00 crores under protest on December 20, 2019.

However, despite many representations made by the Holding Company and ignoring all contentions of the Holding Company, DCB had passed an assessment order dated June 15, 2020 levying the property tax of Rs. 867.21 crores per annum against its earlier assessment of tax of Rs. 9.13 crores per annum and raised the total demand of Rs. 2,601.63 crores for three years i.e. 2016-17 to 2018-19 and the Holding Company has been directed to pay Rs. 2,589.11 crores after making due adjustments of amount already deposited. As the order is in violation of the earlier order dated December 2, 2019 passed by the Delhi High Court, also is in breach of the provisions of the Cantonments Act. Accordingly, the Holding Company filed a Writ Petition on July 20, 2020 before the High Court of Delhi challenging the assessment order dated June 15, 2020. The writ petition was heard on various dates in which Honourable Delhi High Court directed DCB not to take any coercive action against the Holding Company till next hearing. Pending writ petition, DCB had assessed additional demand of property tax for Rs. 1733.32 crore for the FY 2019-20 and FY 2020-21 after considering amount paid by the Holding Company, the Holding Company had filed its additional affidavit for consideration for FY 2019-2020 and FY 2020-2021 in present writ petition. The matter is listed for completion of pleadings before registrar on August 16, 2022 and before court on September 06, 2022.

- b) The Ministry of Civil Aviation (MoCA) issued a Circular dated January 8, 2010 giving fresh guidelines regarding the expenditure which could be met out of the PSF (SC) and subsequently clarified by MoCA vide order dated April 16, 2010. Based on the said circular, the Holding Company is not debiting such security expenditure to PSF (SC) escrow account. Further, vide circular dated May 17, 2012, it was further directed that any such expenditure already debited was required to be credited back to PSF(SC) account. However, security expenditure amounting to Rs. 24.48 crore was already incurred prior to April 16, 2010 and was debited to PSF (SC) account.

The Holding Company had challenged the said circulars issued by MoCA before the Hon'ble High Court of Delhi by way of a Writ Petition. The Hon'ble Court, vide its order dated December 21, 2012, had restrained MoCA from taking any coercive measures in the form of initiation of criminal proceedings against the Holding Company and the matter is now listed on September 12, 2022.

Based on an internal assessment and aforesaid order of the Hon'ble High Court of Delhi, the management is confident that no liability in this regard would be payable and as such no provision has been made in these consolidated financial statements.

- c) MoCA had issued orders in the past requiring the Holding Company to reverse the expenditure incurred, towards procurement and maintenance of security systems/equipment and on creation of fixed assets out of PSF (SC) escrow account opened and maintained by the Holding Company in a fiduciary capacity. In the opinion of the management of the Holding Company, the Holding Company had incurred Rs. 297.25 crore towards capital expenditure (excluding related maintenance expense and interest thereon) till the date of order out of PSF (SC) escrow account as per Standard Operating Procedure (SOPs), guidelines and clarification issued by MoCA from time to time on the subject of utilization of PSF (SC) funds and as such had challenged the said order before Hon'ble High court of Delhi.

MoCA in its order had stated that approximate amount of reversal to be made by the Holding Company towards capital expenditure and interest thereon amounting to Rs. 295.58 crores and Rs. 368.19 crores respectively, subject to the order of the Hon'ble High court of Delhi. The Hon'ble High Court of Delhi, vide its order dated March 14, 2014, stayed recovery of amount already utilized by the Holding Company from PSF (SC) Escrow Account till date. The matter is now listed for hearing on January 7, 2023.

Based on an internal assessment, the management of the Holding Company is of the view that no adjustments are required to be made in these consolidated financial statements.

However, pursuant to AERA order No. 30/ 2018-19 dated November 19, 2018 with respect to Holding Company's entitlement to collect X-ray baggage charges from airlines, the Holding Company has remitted Rs. 119.66 crore to PSF (SC) for transfer of screening assets from PSF (SC) to the Holding Company with an undertaking to MoCA by the Holding Company that in case the matter pending before the Hon'ble High Court is decided in the Holding Company's favour, the Holding Company will not claim this amount back from MoCA.

- d) The Holding Company was entitled to custom duty credit scrip under Served from India Scheme (SFIS) of Foreign Trade Policy issued by Government of India. Under the terms of SFIS, service providers are entitled to custom duty credit scrip as a percentage of foreign exchange earned by the Holding Company that can be utilized for payment of import duty. Till March 31, 2014, the Holding Company had cumulatively utilized custom duty credit scrip amounting to Rs. 89.60 crore, in lieu of payment of import duty in respect of import of fixed assets (including capital work in progress) and accounted the same as grant as per para 15 of erstwhile Accounting Standard 12 and adjusted the same against certain expenditure which in its view are related to obtaining such custom duty credit scrip entitlements. basis the opinion of the Expert Advisory Committee ('EAC') of the Institute of Chartered Accountants of India.

However, Airport Authority of India ('AAI') has expressed different view on this and argued that amount utilized under SFIS should be treated as revenue and accordingly annual fee on amount of Rs 89.60 crore is payable to AAI.

The Holding Company had filed a writ petition against the AAI's letter in Hon'ble High Court of Delhi on July 10, 2015 disputing the demand and prayed for quashing of demand by AAI. Hon'ble High Court has granted the interim relief and disposed the writ petition with a direction to Holding Company to seek remedy under the provisions of Arbitration law.

The matter was contested in arbitration before Arbitral Tribunal and arbitration award was pronounced in favour of the Holding Company on December 27, 2018, mentioning that the income earned by way of SFIS Scrip does not fall under the definition of Revenue as per OMDA as it is not related with any Aeronautical or Non-Aeronautical activities and it is of the nature of capital receipt. Accordingly, no annual fee is payable to AAI by the Holding Company on SFIS revenue and demand of AAI for annual fee stands rejected. However, AAI has filed an appeal challenging the order of Arbitral Tribunal before the High Court of Delhi on April 25, 2019 for setting aside the arbitration award dated December 27, 2018. The matter is now listed on July 07, 2022.

- e) The Director General of Central Excise Intelligence, New Delhi had issued a Show Cause Notice F. NO. 574/CE/41/2014/Inv./PT.II/11327 dated October 10, 2014 on the Holding Company, proposing a demand of service tax of Rs. 59.91 crore (excluding interest and penalty) considering Advance Development Costs ('ADC') collected by Company from the Commercial Property Developers under the service tax category 'Renting of Immovable Property'.

The Holding Company has replied to the show cause notice as referred to above with appropriate authority on April 17, 2015. Subsequently, Additional DG (Adj.), DGCEI has passed Order No. 10/2016-ST dated May 02, 2016 confirming demand of service tax of Rs. 54.31 crore and imposed equivalent penalty. However, based on an internal assessment by the Holding Company in this regard, the Management is of the view that service tax is not leviable on ADC, as these are collected for development of certain infrastructure facilities for the common use and not for the exclusive use of any developer. Service tax liability on ADC, if any arises, shall be adjusted from ADC amount collected by Holding Company from the Commercial Property Developers.

The Holding Company has filed appeal before CESTAT, New Delhi on August 02, 2016 against the order dated May 02, 2016. The matter was concluded and decided vide order dated February 8, 2019 in favour of the Holding Company setting aside the order of the DG (Adj.) raising a demand of service tax of Rs. 54.31 crore.

The department has filed SLP before Supreme Court, against the Order dated February 8, 2019 passed in favour of the Holding Company. The Holding Company has filed counter affidavit on September 9, 2020 and the matter is yet to heard.

Accordingly, the amount of Rs.54.31 crore disclosed as contingent liability as at March 31, 2022. Further, the management of the Holding Company is of the view that no adjustments are required to be made to these consolidated financial statements.

- f) The Commissioner of Service Tax, New Delhi had issued Six Show Cause Notices (SCN) and one addendum to SCN on the Holding Company, proposing a demand of service tax aggregating to Rs. 275.53 crore (excluding interest and penalty) on the collection of Development Fee ("DF") from passengers in airport for the period from March, 2009 to September, 2013. Out of total demand of service tax of Rs 275.53 crore, service tax amounting to Rs 130.17 crore has already been paid by the Holding Company under protest. The Holding Company replied to the show cause notice referred to above with appropriate authority and the issue was heard on merits on February 17, 2016. Subsequently, the Commissioner of Service Tax, has passed Order No. C.No.D III/ST/IV/16/Hqrs/Adjn/DIAL/153/2015/1862-ST dated July 12, 2016 confirming the demand of service tax of Rs. 262.06 crore (after giving cum duty effect) and out of the said demand has appropriated amount of Rs 130.17 crore already deposited by Company under protest towards service tax, and further imposed a penalty of Rs 131.89 crore in respect of this matter.

However, based on an internal assessment by the Holding Company in this regard, the management is of the view that service tax is not leviable on DF, as the DF is a statutory levy and is meant to bridge financing gap funding for the airport project. The collection of DF from passengers is not in lieu of provision of any service to them. Further, there is no service provider and service recipient relationship between the Holding Company and the passengers paying DF. Service tax liability, if any arises on DF, shall be decided by AERA, keeping in view the final pronouncement of the matter.

The Holding Company had filed an appeal against the order before CESTAT, New Delhi on October 10, 2016. The matter was concluded in final hearing held on December 04, 2018 and the decision is pronounced on January 18, 2019 in favour of the Holding Company setting aside the order of the Commissioner levying service tax on ADF and penalty amounting to Rs. 262.06 crore. The department has filed SLP before Supreme Court, against the Order dated January 18, 2019 passed by CESTAT in favour of the Holding Company. The Holding Company has filed counter affidavit on August 14, 2020 the last date tentatively fixed was March 28, 2022 but matter did not come up for hearing and next date tentatively fixed in the matter is July 11, 2022.

Accordingly, the amount of Rs.131.89 crore has been disclosed as contingent liability as at March 31, 2022. Further, the management of the Holding Company is of the view that no adjustments are required to be made to these consolidated financial statements.

- g) In certain matters before Hon'ble Delhi High Court or Hon'ble Supreme Court yet to be decided, wherein Holding Company has been made respondent and the petitions filed by the UOI, others/concessionaires which are relating to the applicability of service tax (under pre-GST regime) on services provided by the Holding Company and the issues under consideration are related to licensing of space in Airport, Service tax on supply of electricity, running of duty free shops to be regarded as Airport Services. The Holding Company initially charged service tax against the services provided, however levy and the applicability was contested by the such parties and accordingly they filed petitions before judicial authorities making the Holding

Company as a party/respondent in the matters. The management is of the view that these matters will not result in any additional obligation on the Holding Company in case of adverse decisions and in case of any demand or liability arising on account of adjudication of the issues, the same are recoverable from the service recipients.

- h) The Holding Company issued various communications to AAI from month of March 2020 onwards inter-alia under Article 16 (Force Majeure) and informed AAI that consequent to outbreak of Covid-19 pandemic, the entire aviation industry, particularly the IGI Airport has been adversely affected. It was specifically communicated that the said crisis has materially and adversely affected the business of the Holding Company which in turn has directly impacted the performance of the Holding Company's obligations under the OMDA (including obligation to pay Annual Fee/Monthly Annual Fee) while the Holding Company is continuing to perform its obligation to operate, maintain and manage the IGI Airport. The Holding Company thereby invoked Force Majeure post outbreak of COVID-19 "A Pandemic" as provided under Article 16 of OMDA and claimed that it would not be in a position to perform its obligation to prepare Business Plan and pay Annual Fee/ Monthly Annual fee to AAI. The said event(s) of Force Majeure had also been admitted by AAI in its communication to the Holding Company. Consequently, the Holding Company is entitled to suspend or excuse the performance of its said obligations to pay Annual Fee/Monthly Annual Fee as notified to AAI. However, AAI has not agreed to such entitlement of the Holding Company under OMDA. This has resulted in dispute between the Holding Company and AAI and for the settlement of which, the Holding Company has invoked on September 18, 2020 dispute resolution mechanism in terms of Article 15 of OMDA. Further, on December 02, 2020, the Holding Company again requested to AAI to direct the Escrow Bank to not to transfer the amounts from Proceeds Accounts to AAI Fee Account, seeking similar treatment as granted by Hon'ble High Court of Delhi to Mumbai International Airport Ltd.

In the absence of response from AAI, the Holding Company approached Delhi High Court seeking certain interim reliefs by filing a petition u/s 9 of Arbitration & Conciliation Act on December 5, 2020 due to the occurrence of Force Majeure event post outbreak of COVID 19 and its consequential impact on business of the Holding Company, against AAI and ICICI Bank (Escrow Bank). The Hon'ble High Court of Delhi vide its order dated January 5, 2021 has granted ad-interim reliefs with following directions:

- The ICICI Bank is directed to transfer back, into the Proceeds Account, any amount which may have been transferred from the Proceeds Account to the AAI Fee Account, after December 9, 2020,
- Transfer of moneys from the Proceeds Account to the AAI Fee Account, pending further orders, shall stand stayed and the Holding Company can use money in Proceeds Account to meet its operational expenses.

Meanwhile with the nomination of arbitrators by the Holding Company and AAI and appointment of presiding arbitrator, the arbitration tribunal has been constituted on January 13, 2021. The pleadings in the matter are complete and both the parties have to file the witness affidavits and next hearings of arbitration tribunal is fixed in May 2022.

Before the Holding Company's above referred Section 9 petition could be finally disposed off, AAI has preferred an appeal against the ad-interim order dated January 5, 2021 under section 37 of the Arbitration and Conciliation Act, 1996 before division bench of Delhi High Court, which is listed for consideration and arguments.

In compliance with the ad-interim order dated January 5 2021, AAI has not issued any certificate or instructions to the Escrow Bank from December 09, 2020 onwards regarding the amount of AAI Fee payable by the Holding Company to AAI, as contemplated under the Escrow Agreement and the OMDA. Resultantly both pursuant to the ad-interim order of Hon'ble Delhi High Court and in the absence of any certificate or

instruction from AAI, the Escrow Bank has not transferred any amount pertaining to AAI Fee from Proceeds Account to AAI Fee Account of the Escrow Account from December 09, 2020 onwards.

Basis the legal opinion obtained, the the Holding Company is entitled to not to pay the Monthly Annual fee under article 11.1.2 of OMDA to AAI being an obligation it is not in a position to perform or render on account of occurrence of Force Majeure Event, in terms of the provisions of Article 16.1 of OMDA till such time the Holding Company achieves level of activity prevailing before occurrence of Force majeure. Further, the Holding Company has also sought relief for refund of MAF of an amount of Rs. 465.77 crore appropriated by AAI for the period starting from March 19, 2020 till December 2020.

In view of the above, the management of the Holding Company has decided to continue to not to provide the Monthly Annual Fee to AAI for the year ended March 31, 2022 amounting to Rs. 989.59 crores in addition to Rs. 768.69 crores for the year ended March 31, 2021.

As AAI had already appropriated the Monthly Annual Fee amounting to Rs. 446.21 crores from April 01, 2020 till December 09, 2020, which the company had already protested. Accordingly, the same had been shown as Advance to AAI paid under protest. However, since the recovery of this amount is sub-judice before the Hon'ble Delhi High Court and the arbitral tribunal, as a matter of prudence, the Holding Company had decided to create a provision against above advance and shown the same in other expenses for the year ended March 31. 2021.

Recently, as an interim arrangement the Parties (the Holding Company and AAI) by mutual consent and without prejudice to their rights and contentions in the dispute before the arbitrator, have entered into a Settlement Agreement (hereinafter "Agreement") dated April 25, 2022, for the payment of Annual Fee/ Monthly Annual Fee (AF/ MAF) with effect from April 2022, prospectively.

Consequent to this interim arrangement, both the Holding Company and AAI have filed copy of the Agreement in their respective petition and appeal before Hon'ble Delhi High Court and have withdrawn the pending proceedings. This arrangement is entirely without prejudice to the rights and contentions of the parties in respect of their respective claims and counter claims in the pending arbitration proceedings, including the disputes in respect of payment/non-payment of MAF from March 19, 2020 onwards, till such time as provided in Article 16.1.5 (c) of OMDA.

- i) The Government of India announced Services Export from India Scheme (SEIS) under Foreign Trade Policy (FTP) 2015-20 under which the service provider of notified services is entitled to Duty Credit Scrips as a percentage of net foreign exchange (NFE) earned. These Scrips either can be used for payment of basic custom duty on imports or can be transferred/traded in the market

The Holding Company is of the view that the Scrips received under SEIS are in nature of Government Grant and is similar to the Scrips received earlier under Served from India Scheme (SFIS) of Foreign Trade Policy 2010-15. Hence, in view of the Arbitral Order dated December 27, 2018 in case of SFIS Scrip, the Income from SEIS Scrip is out of the purview of revenue definition as per OMDA. Accordingly, management believes that, no Annual Fee is payable as per the provisions of OMDA, and has not been provided in these consolidated financial statements.

However, Revenue Auditor appointed by AAI have considered the same as Revenue under OMDA and accordingly, AAI has asked us to pay revenue share on this revenue and withheld the amount of Rs. 43.21 crores from excess MAF payment in FY 2019-20.

The Holding Company had shown the amount of Rs. 43.21 crore as part of advances recoverable from AAI and continuously followed up with AAI for adjustment/ refund of the same. However, despite several follow up AAI had not refunded/ adjusted the same in past 2 years.

Accordingly, pending the settlement of High Court on similar matter related to SFIS scrips (on which arbitration award was in the Holding Company's favour), and considering the delay and non-action on part of AAI to refund the said amount, as a matter of prudence, the Holding Company has decided to provide the amount of Rs. 43.21 crores in the statement of profit & loss as Provision against Advance recoverable from AAI.

II. Financial guarantees- The Holding Company has not provided any financial guarantee other than performance guarantee on its own behalf, to any party.

Performance guarantees given by the Holding Company on its own behalf are not considered as contingent liability.

III. Capital and Other Commitments:

A) CAPITAL COMMITMENTS:

The Holding Company has estimated amount of contracts remaining to be executed on capital account not provided for Rs. 3,183.21 crore (excluding GST) [Net of advances of Rs. 519.10 crore (excluding GST)] at March 31, 2022 and Rs. 5,148.34 crore (excluding GST) [net of advances of Rs. 681.38 crore (excluding GST)] at March 31, 2021.

B) OTHER COMMITMENTS:

- i. As per the terms of OMDA, the Holding Company is required to pay annual fees to AAI at 45.99% of the revenue (as defined in OMDA) of the Holding Company for an initial term of 30 years starting from May 2006 and which can be extended by another 30 years on satisfaction of certain terms and conditions pursuant to the provisions of OMDA. [Refer note 36(I)(h) & (i)].
- ii. In In respect of its equity investment in East Delhi Waste Processing Company Limited, the Holding Company along with SELCO International Limited has to maintain minimum 51% shareholding for a period of 2 years from the commissioning of the project and equity shareholding of DIAL & SELCO shall not be less than 26% for 10 years thereafter. The project has been commissioned with effect from April 28, 2017.
- iii. As per the terms of Airport Operator Agreement, the Holding Company is required to pay every year 3% of previous year's gross revenue as operator fee to Fraport AG Frankfurt Airport Services Worldwide.
- iv. During previous years, the Holding Company had entered into "Call spread Option" with various banks for hedging the repayment of 6.125% Senior secured notes (2022) of USD 288.75 million, 6.125% Senior secured notes (2026) of USD 522.60 million and 6.45% Senior secured notes (2029) for USD 500 million which have repayment due in February 2022, October 2026 and June 2029 respectively.

Option Value (in USD Mn)	Period		Call spread range (INR/USD)	Total Premium Payable	Premium paid/adjusted till	Premium outstanding as at	
	From	To			March 31, 2022	March 31, 2022	March 31, 2021
522.60	December 6, 2016	October 22, 2026	66.85 - 101.86	1,241.30	644.50	596.80	722.23
80.00*	February 8, 2017	January 25, 2022	68.00 - 85.00	94.33	94.33	-	18.98
208.75*	January 25, 2018	January 25, 2022	63.80 - 85.00	192.28	192.28	-	49.39
350.00	June 24, 2019	May 30, 2029	69.25-102.25	742.79	198.05	544.74	620.29
150.00	February 27, 2020	May 30, 2029	71.75-102.25	307.17	66.28	240.89	274.30

Delhi International Airport Limited**CIN. U63033DL2006PLC146936****Notes to the consolidated financial statements for the year ended March 31, 2022****(All amounts in Rupees Crores, except otherwise stated)**

During the current year, the Holding Company has entered into “Call spread Option” with bank for hedging the payment of interest liability on 6.125% Senior secured notes (2026) for USD 522.60 million borrowings.

During the previous year, the Holding Company has entered into “Coupon only hedge” with bank for hedging the payment of interest liability on 6.125% Senior secured notes (2029) for USD 150 million borrowings.

*During the current year, the Holding Company has cancelled/matured Call spread Options of USD 288.75 million for full repayment of borrowings USD 288.75 million.

With respect to Subsidiary, Joint ventures and associates:

- v. The Holding Company has committed to provide financial support to Delhi Aerotropolis Private Limited (100% Subsidiary Company) to meet the liabilities of Delhi Aerotropolis Private Limited (Subsidiary Company), as and when required.

The Holding Company has approved to strike off its investment in the Subsidiary Company in its board meeting dated February 11, 2020. Pursuant to this, the Board of Directors of DAPL, in its meeting held on June 05, 2020 have approved the filing of application with the Registrar of Companies (ROC) for strike off. The application had been filed with the ROC on August 11, 2020 and the approval for striking off and dissolution was received on December 09, 2021. DAPL is now struck-off and dissolved. Accordingly, the Holding Company has written off the investments made in DAPL amounting to Rs 0.10 crore in its books of accounts.

- vi. The following investments have been pledged by the Holding Company towards borrowings by these companies:

Company Name	As at March 31, 2022		As at March 31, 2021	
	No. of Shares	Amount (Rs.)	No. of Shares	Amount (Rs.)
Delhi Airport Parking Services Private Limited	18,853,703	188,537,030	18,853,703	188,537,030
Travel Food Services (Delhi Terminal 3) Private Limited	1,680,000	16,800,000	16,80,000	16,800,000

- vii. In respect of the Holding Company’s investment in Joint Venture (‘JV’) entities and Associate Companies, other JV/ associate partners have the first right of refusal in case, any of the JV/ associate partners intend to sell its stake subject to other terms and conditions of respective JV/ associate agreements.
- viii. In respect of its equity investment in GMR Bajoli Holi Hydropower Private Limited (‘Bajoli Holi’), the Holding Company has to maintain minimum 17.33% of equity shareholding until the expiry of or early termination of power purchase agreement dated September 11, 2017 entered between the Holding Company and the Bajoli Holi Hydropower Private Limited, expiring on May 03, 2036. The Holding Company had invested Rs. 108.33 crore as equity share capital. Due to inordinate delay in commencement of operation in GMR Bajoli Holi Hydropower Private Limited and basis the valuation report of the external valuer as at March 31, 2022, the Holding Company has created a provision for diminution in its investment in GMR Bajoli Holi Private Limited for Rs. 51.60 crores.
- ix. The Holding Company had invested in DIGI Yatra foundation, a Special Purpose Vehicle (SPV) formed as central platform to identity management of passengers, as Joint Venture (JV) of private airport operators and AAI under Section 8 of the Companies Act, 2013 (Not for Profit Organization). Further, it had been decided by AAI that initially for incorporation AAI, DIAL and Bangalore

Delhi International Airport Limited**CIN. U63033DL2006PLC146936****Notes to the consolidated financial statements for the year ended March 31, 2022****(All amounts in Rupees Crores, except otherwise stated)**

International Airport Limited (BIAL) will form this company with shareholding of 26:37:37 respectively. Currently, DIGI Yatra foundation is having paid up capital of Rs. 10,000 and DIAL has invested Rs. 2,220 only (March 31, 2021 : Rs. 2,220). In future, 26% of equity share of Digi Yatra Foundation will be held by AAI and remaining 74% will be equally divided amongst the Private Airport Operators viz. BIAL, Cochin International Airport Limited, DIAL, GMR Hyderabad International Airport Limited (GHIAL), Mumbai International Airport Limited (MIAL) i.e. 14.8% each.

37. Segment Information

The Holding Company has only one reportable business segment, which is operation of airport and providing allied services and operates in a single business segment. Accordingly, the amounts appearing in the financial statements relate to the Holding Company's single business segment.

Major customers: There is no major customer of the Holding Company exceeding 10% of the total revenue in current year (March 31, 2021: Revenue from one customer of the Holding Company was approximately Rs. 271.76 crore of the Holding Company's total revenues).

38. Fair Values

The carrying amount of all financial assets and liabilities (except for certain other financial assets and liabilities, i.e. "Instruments carried at fair value") appearing in these consolidated financial statements is reasonable approximation of fair values. Such investments carried at fair value are disclosed below:

Particulars	Carrying value		Fair value	
	As at March 31, 2022	As at March 31, 2021	As at March 31, 2022	As at March 31, 2021
Financial Assets				
Investment in mutual fund	357.90	744.84	357.90	744.84
Cash flow hedges-Call spread option	723.01	872.41	723.01	872.41
Total	1,080.91	1,617.25	1,080.91	1,617.25
Financial Liabilities (carried at amortised cost)				
Security Deposits from trade concessionaires	654.26	627.28	674.35	638.11
Security Deposits from commercial property developers	182.44	15.99	187.40	16.74
Total	836.71	642.27	861.75	654.85

Assumption used in estimating the fair values:

The fair value of the financial assets and liabilities is included at the amount at which the instrument could be exchanged in a current transaction between willing parties, other than in a forced or liquidation sale. The following methods and assumption were used to estimate the fair values:

The Holding Company enters into derivative financial instruments with various counterparties, principally financial institutions with investment grade credit ratings. Derivatives are valued using valuation techniques, which employs the use of market observable inputs. The most frequently applied valuation techniques include forward pricing and swap models, using present value calculations. The models incorporate various inputs including the credit quality of counterparties, foreign exchange spot and forward rates, yield curves of the respective currencies, currency basis spreads between the respective currencies, interest rate curves and forward

Delhi International Airport Limited**CIN. U63033DL2006PLC146936****Notes to the consolidated financial statements for the year ended March 31, 2022****(All amounts in Rupees Crores, except otherwise stated)**

rate curves of the underlying commodity. As at March 31, 2022, the marked-to-market value of derivative asset positions is net of a credit valuation adjustment attributable to derivative counterparty default risk.

39. Fair Value Hierarchy

The following table provides the fair value measurement hierarchy of the Holding Company's assets and liabilities.

Quantitative disclosures fair value measurement hierarchy for assets and liabilities as at March 31, 2022:

	Fair value measurement using				
	Date of valuation	Total	Market prices in active markets (Level 1)	Significant observable inputs (Level 2)	Significant unobservable inputs (Level 3)
Assets measured at fair value					
Investment in mutual fund	March 31, 2022	357.90	357.90	-	-
Cash flow hedges- Call spread option	March 31, 2022	723.01	-	723.01	-
Total		1,080.91	357.90	723.01	-

There have been no transfers between Level 1, Level 2 and Level 3 during the year.

Quantitative disclosures fair value measurement hierarchy for assets and liabilities as at March 31, 2021:

	Fair value measurement using				
	Date of valuation	Total	Market prices in active markets (Level 1)	Significant observable inputs (Level 2)	Significant unobservable inputs (Level 3)
Assets measured at fair value					
Investment in mutual fund	March 31, 2021	744.84	744.84	-	-
Cash flow hedges- Call spread option	March 31, 2021	872.41	-	872.41	-
Total		1,617.25	744.84	872.41	-

There have been no transfers between Level 1, Level 2 and Level 3 during the year.

40. Risk Management

Financial risk management objectives and policies

The Holding Company's principal financial liabilities, other than derivatives, comprise loans and borrowings, security deposits and trade and other payables. The main purpose of these financial liabilities is to finance the Holding Company's operations and to provide guarantees to support its operations. The Holding Company's principal financial assets include loans, trade and other receivables, and cash and cash equivalents that derive directly from its operations. The Holding Company also enters into derivative transactions.

The Holding Company is exposed to market risk, credit risk and liquidity risk. The Holding Company's senior management oversees the management of these risks. The Holding Company's financial risk activities are governed by appropriate policies and procedures and that financial risks are identified, measured and managed in accordance with the Holding Company's policies and risk objectives. All derivative activities for risk management purposes are carried out by senior management team that have the appropriate skills, experience and supervision. It is the Holding Company's policy that no trading in derivatives for speculative purposes may be undertaken. The Board of Directors reviews and agrees policies for managing each of these risks, which are summarised below:

Market risk

Market risk is the risk that the fair value of future cash flows of a financial instrument will fluctuate because of changes in market prices. Market risk comprises of interest rate risk and currency risk. Financial instruments affected by market risk include loans and borrowings, deposits and derivative financial instruments.

The sensitivity analysis in the following sections relate to the position as at March 31, 2022 and March 31, 2021:

The sensitivity analysis have been prepared on the basis that the amount of net debt, the ratio of fixed to floating interest rates of the debt and derivatives and the proportion of financial instruments in foreign currencies are all constant and on the basis of hedge designations in place at March 31, 2022.

The analysis exclude the impact of movements in market variables on the carrying values of gratuity and other post-retirement obligations, provisions, and the non-financial assets and liabilities of foreign operations. The analysis for the contingent consideration liability is provided in Note 36 (I).

The following assumptions have been made in calculating the sensitivity analysis:

- The sensitivity of the relevant profit or loss item is the effect of the assumed changes in respective market risks. This is based on the financial assets and financial liabilities held at March 31, 2022 and March 31, 2021.

Interest rate risk

Interest rate risk is the risk that the fair value or future cash flows of a financial instrument will fluctuate because of changes in market interest rates. The Holding Company is not exposed to risk of changes in market interest rates as the borrowings of the Holding Company are at fixed rate of interest.

Foreign currency risk

Foreign currency risk is the risk that the fair value or future cash flows of an exposure will fluctuate because of changes in foreign exchange rates. The Holding Company's exposure to the risk of changes in foreign exchange rates relates primarily to the foreign currency borrowings taken from banks. However, the Holding Company has hedged its borrowing through call spread option.

Delhi International Airport Limited

CIN. U63033DL2006PLC146936

Notes to the consolidated financial statements for the year ended March 31, 2022

(All amounts in Rupees Crores, except otherwise stated)

Cash flow hedges

Foreign exchange call spread options measured at fair value through OCI are designated as hedging instruments in cash flow hedges to hedge the USD INR conversion rate volatility with reference to the cash outflows on settlement of its borrowings designated in USD.

The fair value of foreign exchange call spread option varies with the changes in foreign exchange rates and repayment of future premium.

Particulars	March 31, 2022		March 31, 2021	
	Assets	Liabilities	Assets	Liabilities
Cash flow hedges-Call spread option	723.01	-	872.41	-

As at March 31, 2022 the USD spot rate is above the USD call option strike price for all call spread options of USD 1,022.26 million. Accordingly, an amount of Rs. 304.84 crore of foreign exchange loss has been transferred to Cash flow hedge reserve from statement of profit and loss to neutralize the impact of Foreign exchange loss included in consolidated statement of profit and loss. Further, net loss of Rs 1.05 crores has been reclassified to consolidated statement of profit and loss on settlement of USD 288.75 million call spread option.

As at March 31, 2021, the USD spot rate is above the USD call option strike price for all call spread options of USD 1311.35 million. Accordingly, an amount of Rs. 335.94 crore of foreign exchange gain has been transferred to Cash flow hedge reserve from statement of profit and loss to neutralize the impact of Foreign exchange gain included in consolidated statement of profit and loss.

Foreign currency sensitivity

The following tables demonstrate the sensitivity to a reasonably possible change in foreign currency exchange rates, with all other variables held constant. The impact on the Holding Company's profit/ (loss) before tax is due to changes in the fair value of liabilities including non-designated foreign currency derivatives. The impact on the Holding Company's pre-tax equity is due to changes in the fair value of forward exchange contracts designated as cash flow hedges and Interest rate swap. The Holding Company's exposure to foreign currency changes for all other currencies is not material.

	March 31, 2022	March 31, 2021
	Impact on profit/ (loss) before tax	
USD Sensitivity		
INR/USD- Increase by 5%	(2.90)	(5.12)
INR/USD- decrease by 5%	2.90	5.12
EURO Sensitivity		
INR/EURO- Increase by 5%	(0.15)	(0.20)
INR/EURO- decrease by 5%	0.15	0.20
GBP Sensitivity		
INR/GBP Increase by 5%	(0.02)	(0.02)
INR/GBP- decrease by 5%	0.02	0.02
SGD Sensitivity		
INR/SGD Increase by 5%	-	(0.01)
INR/SGD- decrease by 5%	-	0.01

Delhi International Airport Limited

CIN. U63033DL2006PLC146936

Notes to the consolidated financial statements for the year ended March 31, 2022

(All amounts in Rupees Crores, except otherwise stated)

Liquidity risk

The Holding Company monitors its risk of a shortage of funds on a regular basis. The Holding Company's objective is to maintain a balance between continuity of funding and flexibility through the use of bank overdrafts, bank loans and finance leases. Rs. 22 crore of the Holding Company's debt will mature in less than one year at March 31, 2022 (March 31, 2021: Rs. 2,111.05) based on the carrying value of borrowings reflected in the financial statements. The Holding Company assessed the concentration of risk with respect to refinancing its debt and concluded it to be low.

The table below summarizes the maturity profile of the Holding Company's financial liabilities based on contractual undiscounted payments:

Particulars	On demand	Less than 3 months	3 to 12 months	1 to 5 years	> 5 years	Total
As at March 31, 2022						
Borrowings* (including current maturities)	-	-	-	7,218.02	3,789.62	11,007.64
Current borrowings	-	22.00	-	-	-	22.00
Trade payables	-	306.64	-	-	-	306.64
Lease liability	-	1.34	3.83	11.67	-	16.84
Other financial liabilities	31.15	1,164.74	250.66	328.12	3028.24	4,802.91
Total	31.15	1,494.72	254.49	7,557.81	6,817.86	16,156.03
As at March 31, 2021						
Borrowings* (including current maturities)	-	770.74	1,340.31	3,257.10	7,476.23	12,844.38
Current borrowings	-	48.75	216.00	-	-	264.75
Trade payables	-	365.30	-	-	-	365.30
Lease liability	-	1.31	3.98	16.84	-	22.13
Other financial liabilities	32.05	281.55	279.54	350.52	2,323.83	3,267.49
Total	32.05	1467.65	1839.83	3624.46	9,800.06	16,764.05

*For range of interest, repayment schedule and security details refer note 17.

Credit Risk

Credit risk is the risk that counterparty will not meet its obligations under a financial instrument or customer contract, leading to a financial loss. The Holding Company is exposed to credit risk from its operating activities (primarily trade receivables and other financial assets) and from its financing activities, including deposits with banks and financial institutions, foreign exchange transactions and other financial instruments.

Trade receivables- Customer credit risk is managed by the Holding Company subject to the Holding Company's established policy, procedures and control relating to customer credit risk management. Credit quality of a customer is assessed based on an extensive credit rating scorecard and individual credit limits are defined in accordance with this assessment. Outstanding customer receivables are regularly monitored and any services to major customers are generally covered by bank guarantee or other forms of credit assurance.

Delhi International Airport Limited**CIN. U63033DL2006PLC146936****Notes to the consolidated financial statements for the year ended March 31, 2022****(All amounts in Rupees Crores, except otherwise stated)**

Financial instruments and cash deposits- Credit risk from balances with banks and financial institutions is managed by the Holding Company's treasury department in accordance with the Holding Company's policy. Investments of surplus funds are made only with approved counterparties and within credit limits assigned to each counter party. Counterparty credit limits are reviewed by the Holding Company's senior management on regular basis, and may be updated throughout the year. The limits are set to minimise the concentration of risks and therefore mitigate financial loss through counterparty's potential failure to make payments.

The Holding Company's maximum exposure to credit risk for the components of the balance sheet at March 31, 2022 and March 31, 2021 is the carrying amounts of Trade Receivables.

Collateral

As at March 31, 2022 the security provided to NCD's, bond holders, hedge providers and working capital facilities is as below;

- (i) A first ranking pari passu charge/ assignment of all insurance policies, contractors' guarantees and liquidated damages to the maximum extent permissible under the OMDA and the Escrow Account Agreement;
- (ii) A first ranking pari passu charge/assignment of all the rights; titles, permits, approvals and interests of the Borrower in, to and in respect of the Project Documents, in accordance with and to the maximum extent permitted under the OMDA and the Escrow Account Agreement;
- (iii) A first ranking pari passu charge on all the revenues / receivables of the Borrower (excluding dues to the Authority) subject to the provisions of the Escrow Account Agreement and the OMDA.

(This space has been intentionally left blank)

41. Capital management

For the purpose of the Holding Company capital management, capital includes issued equity capital, and all other equity reserves attributable to the equity holders of the Holding Company. The primary objective of the Holding Company capital management is to maximise the shareholder value.

The Holding Company manages its capital structure and makes adjustments in light of changes in economic conditions and the requirements of the financial covenants. To maintain or adjust the capital structure, the Holding Company may adjust the dividend payment to shareholders, return capital to shareholders or issue new shares. The Holding Company monitors capital using a gearing ratio, which is total debt divided by total equity plus total net debt. The Holding Company policy is to keep the gearing ratio below 80%, which is reviewed at end of each financial year.

	March 31, 2022	March 31, 2021
Long term borrowings (including current maturities)	10,960.76	12,776.57
Current borrowings	22.00	264.75
Total Borrowings (I)	10,982.76	13,041.32
Less:		
(i) Cash and cash equivalents	1,282.93	3,334.20
(ii) Bank balance other than cash and cash equivalents	216.63	449.80
(iii) Current investments	775.65	1,210.57
Total cash & investments (II)	2,275.21	4,994.57
Net debts (A)= I-II	8,707.55	8,046.75
Share Capital	2,450.00	2,450.00
Other Equity	(77.89)	104.82
Total Equity (B)	2,372.11	2,554.82
Total equity and total net debts (C=A+B)	11,079.66	10,601.57
Gearing ratio (%) (A/C)	78.59%	75.90%

In order to achieve this overall objective, the Holding Company capital management, amongst other things, aims to ensure that it meets financial covenants attached to the interest-bearing loans and borrowings that define capital structure requirements. There have been no breaches in the financial covenants of any interest-bearing loans and borrowing in the current period.

No changes were made in the objectives, policies or processes for managing capital during the years ended March 31, 2022 and March 31, 2021.

Delhi International Airport Limited

CIN. U63033DL2006PLC146936

Notes to the consolidated financial statements for the year ended March 31, 2022

(All amounts in Rupees Crores, except otherwise stated)

42. Investments in Associates

The Holding Company has investment in TIMDAA, CELEBI, TFS, DAPSPL and Digi Yatra Foundation as associates.

1) Carrying Value of Investments in associates

Particulars	March 31, 2022	March 31, 2021
Carrying Value of Investment in associates	155.29	155.03
Share of Profit for the year in associates	23.72	11.65
Share of OCI for the year in associates	(0.15)	0.05

The following table illustrates the summarized financial information of the Holding Company's investment in **TIMDAA**:

Particulars	March 31, 2022	March 31, 2021
Current Assets	79.73	77.04
Non -Current Assets	59.98	60.72
Current Liabilities	(58.12)	(54.75)
Non-Current Liabilities	(1.70)	(4.98)
Equity	79.89	78.03
Proportion of the Holding Company's Ownership	49.90%	49.90%
Carrying amount of the investment	39.86	38.94

Particulars	March 31, 2022	March 31, 2021
Revenue	179.56	99.86
Depreciation & amortization	(7.64)	(8.58)
Finance cost	(0.52)	(1.10)
Employee benefit	(17.41)	(9.71)
Other expense	(150.76)	(76.67)
Profit before tax	3.23	3.80
Current tax	(1.60)	-
Deferred tax credit /(charge)	0.64	(1.33)
Profit for the year	2.27	2.48
Consolidation Adjustments	-	-
Profit for the year for consolidation	2.27	2.48
Other comprehensive income of the year	(0.41)	0.10
Proportion of the Holding Company's ownership	49.90%	49.90%
Holding Company's share of profit for the year	1.13	1.24
Holding Company's share of OCI for the year	(0.20)	0.05

Delhi International Airport Limited

CIN. U63033DL2006PLC146936

Notes to the consolidated financial statements for the year ended March 31, 2022

(All amounts in Rupees Crores, except otherwise stated)

The following table illustrates the summarized financial information of the Holding Company's investment in CELEBI:

Particulars	March 31, 2022	March 31, 2021
Current Assets	234.00	217.93
Non -Current Assets*	314.89	308.06
Current Liabilities	(129.88)	(126.28)
Non-Current Liabilities	(125.28)	(112.12)
Equity	293.73	287.59
Proportion of the Holding Company's ownership	26.00%	26.00%
Carrying amount of the investment	76.37	74.77

* include adjustment of Rs 1.25 crores due to group accounting policy alignment

Particulars	March 31, 2022	March 31, 2021
Revenue	593.33	591.01
Operations and maintenance expenses	(63.77)	(56.91)
Depreciation & amortization	(17.96)	(21.54)
Finance cost	(9.08)	(9.74)
Employee benefit	(53.89)	(50.27)
Other Expense	(320.22)	(311.61)
Profit before tax	128.41	140.94
Current tax	(35.80)	(54.46)
Deferred Tax credit	3.05	2.85
Profit for the year for consolidation	95.66	89.34
Other comprehensive income /(loss) of the year	0.17	(0.31)
Proportion of the Holding Company's ownership	26.00%	26.00%
Holding Company's share of profit for the year	24.87	23.23
Holding Company's share of Other comprehensive income /(loss) for the year	0.04	(0.08)

The following table illustrates the summarized financial information of the Holding Company's investment in TFS:

Particulars	March 31, 2022	March 31, 2021
Current Assets	9.39	12.38
Non -Current Assets	31.79	27.83
Current Liabilities	(17.67)	(15.52)
Non-Current Liabilities	(7.22)	(8.89)
Equity	16.29	15.81
Proportion of the Holding Company's ownership	40.00%	40.00%
Carrying amount of the investment	6.52	6.33

Delhi International Airport Limited

CIN. U63033DL2006PLC146936

Notes to the consolidated financial statements for the year ended March 31, 2022

(All amounts in Rupees Crores, except otherwise stated)

Particulars	March 31, 2022	March 31, 2021
Revenue	82.23	41.87
Cost of material consumed	(14.71)	(6.46)
Purchase of stock-in-trade	(1.73)	(1.13)
Changes in inventories of stock-in-trade	(0.00)	(0.01)
Depreciation & amortization	(3.20)	(3.60)
Finance cost	(1.07)	(1.33)
Employee benefit	(18.09)	(12.04)
Other expense	(42.78)	(24.66)
Profit/(loss) before tax	0.65	(7.37)
Current tax	0.00	(0.09)
Deferred tax (charge)/credit	(0.16)	1.90
Profit/(loss) for the year	0.49	(5.55)
Profit/(loss) for the year for consolidation	0.49	(5.55)
Other comprehensive (loss)/income of the year	(0.01)	0.13
Proportion of the Holding Company's ownership	40.00%	40.00%
Holding Company's share of profit/(loss) for the year	0.20	(2.22)
Holding Company's share of Other Comprehensive (loss)/ income for the year	(0.01)	0.05

The following table illustrates the summarized financial information of the Holding Company's investment in DAPSPL:

Particulars	March 31, 2022	March 31, 2021
Current Assets	17.01	18.61
Non -Current Assets	146.46	155.95
Current Liabilities	(45.86)	(49.33)
Non-Current Liabilities	(52.06)	(54.83)
Equity	65.55	70.40
Proportion of the Holding Company's ownership	49.90%	49.90%
Carrying amount of the investment	32.71	35.13

(This space has been intentionally left blank)

Delhi International Airport Limited

CIN. U63033DL2006PLC146936

Notes to the consolidated financial statements for the year ended March 31, 2022

(All amounts in Rupees Crores, except otherwise stated)

Particulars	March 31, 2022	March 31, 2021
Revenue	86.53	49.44
Depreciation & amortization	(15.44)	(15.34)
Finance cost	(5.30)	(6.37)
Employee benefit	(9.30)	(8.09)
Other expense	(61.67)	(47.14)
Loss before tax	(5.19)	(27.49)
Current tax	-	-
Deferred tax credit	0.39	6.44
Tax for previous year	(0.10)	(0.20)
Loss for the year	(4.91)	(21.25)
Consolidation Adjustments	-	-
Loss for the year for consolidation	(4.91)	(21.25)
Other comprehensive income of the year	0.06	0.06
Proportion of the Holding Company's ownership	49.90%	49.90%
Holding Company's share of loss for the year	(2.45)	(10.60)
Holding Company's share of Other comprehensive income for the year	0.03	0.03

The following table illustrates the summarized financial information of the Holding Company's investment in Digi Yatra Foundation:

Particulars	March 31, 2022	March 31, 2021
Current Assets	0.00	0.00
Current Liabilities	(0.77)	(0.65)
Equity	(0.77)	(0.65)
Proportion of the Holding Company's ownership	22.20%	22.20%
Carrying amount of the investment	(0.17)	(0.14)

Particulars	March 31, 2022	March 31, 2021
Revenue	0.00	0.00
Other expense	(0.12)	(0.02)
Loss before tax	(0.12)	(0.02)
Current tax	-	-
Loss for the year	(0.12)	(0.02)
Loss for the year for consolidation	(0.12)	(0.02)
Other comprehensive income of the year	-	-
Proportion of the Holding Company's ownership	22.20%	22.20%
Holding Company's share of loss for the year	(0.03)	(0.00)
Holding Company's share of OCI for the year	-	-

2) Commitments and Contingencies of associates**I. Contingent Liabilities****TIMDAA:-****a) Claims made against the TIMDAA not acknowledged as debts**

TIMDAA had received demand notice dated February 5, 2021 from South Delhi Municipal Corporation ('SDMC') in relation to property tax for the year 2010-11 onwards in respect of hoardings erected on different locations in the SDMC Area, on the basis of the order passed by Delhi High Court in its judgement dated October 22, 2020 in WP(c) 8118 of 2012 titled Delhi International Airport Limited vs SDMC. TIMDAA is evaluating the applicability of property tax on outdoor sites and had sought legal opinion on certainty of the claims with SDMC. Based on the legal opinion and internal assessment, the Company considers the claim is untenable and has not recognised any liability against the notice. The Company has also responded to the said notice of SDMC on February 16, 2021 and further on October 18, 2021.

CELEBI:-**b) Claims made against the CELEBI not acknowledged as debts**

As on March 31, 2022, CELEBI has Rs 0.87 crores (as on March 31, 2021: Rs 0.87 crores) of claims not acknowledged as debts from third parties excluding certain claims from the employees of the Company where the amount is not ascertained.

c) Income Tax cases

Particulars	March 31, 2022	March 31, 2021
AY 2011-12	13.65	13.65
AY 2012-13	2.12	2.12

Note: CELEBI received favourable judgement from ITAT, however Income tax department has challenged ITAT judgement and moved to Hon'ble High court for both the above cases. The uncertainties related to amount and timing of outflow is depended upon the judgement of Hon'ble High Court. Management of CELEBI believes that CELEBI has strong chances of success in the above mentioned cases and hence no provision is considered necessary at this point in time as the likelihood of liability devolving on CELEBI is less than probable.

During the current year March 31, 2022, CELEBI has received a refund of Rs. 6.53 crores including interest of Rs. 0.98 crore pertaining to assessment year 2017-18. In view of the matters relating to admissibility of deductions under section 80-IA, etc. under litigation, on prudence pending final outcome of the litigation, CELEBI has accounted Rs. 1 crore out of the aforesaid refund as a liability and included the same as current tax liabilities (net) in CELEBI's balance sheet.

Further, during the previous year ended March 31, 2021, CELEBI had received a refund of Rs. 14.97 crores including interest of Rs. 1.11 crore pertaining to assessment year 2019-20 under section 143 (1). In view of the matters relating to admissibility of deductions under section 80-IA, etc. under litigation, on prudence pending final outcome of the litigation, CELEBI has accounted the aforesaid refund as a liability and included the same as current tax liabilities (net) in the CELEBI's balance sheet.

d) PF matter

The Hon'ble Supreme Court of India vide its judgement dated February 28, 2019 and subsequent review petition has ruled in respect of compensation for the purpose of Provident Fund contribution under the Employee's Provident Fund Act, 1952.

There is significant uncertainty as to how the liability, if any, should be calculated for the period up to February 28, 2019 as it is impacted by multiple variables, including the period of assessment, the application with respect to certain current and former employees and whether the interest and penalties may be assessed. The Management of CELEBI have determined that on account of the practicality of application of the judgement, CELEBI would not be in a position to determine the liability as of now, CELEBI is of the opinion that the amount cannot be reasonably estimated.

CELEBI has started complying with the above judgement prospectively.

TFS:-

- e) The claims of Rs 0.79 crore (March 31, 2021: Rs. 1.39 crore) have been made by a few capital vendors in relation to work carried out by them during the earlier years for construction of food outlets at the Airport. TFS has disputed these claims in the past. TFS is either in legal proceedings or in arbitration proceedings with the vendors in respect of these claims. However, based on technical assessment supported by the legal confirmation, TFS has assessed the amount payable to these vendors. Accordingly, TFS has recorded a payable of Rs. 0.92 crores (March 31, 2021: Rs. 0.95 crores) in their financial statements under the head Payable for property, plant & equipment classified under "Other current Financials Liabilities". For the balance amount of claims, TFS, based on legal advice, is confident that the extent of claims made by the vendor is not sustainable and therefore untenable.
- f) TFS received a Sales tax/ VAT demand including interest thereon on account of disallowance of input tax credit of Rs 0.04 crore (March 31, 2021: Rs. 0.04 crore) from sales tax/VAT authorities.
- g) TFS received an income tax notice for assessment year 2017-18 mainly on account of disallowances of royalty expenses by the Income Tax department of Rs 0.06 crore (March 31, 2021: Rs. 0.06 crore). The matter is pending in appeal with Commissioners of Income Tax (Appeals).

DAPSPL:-

- h) In respect of DAPSPL, Penalty for compounding under section 177 and 178 of the Companies Act, 2013 has been levied on DAPSPL amounting to Rs. 0.10 crores (March 31, 2021 : Rs. 0.10 crore).
- i) In respect of DAPSPL, during the year appeal is filed against order under section 143(1) of Income tax Act 1961, the amount involved in Rs. 0.49 crores.
- j) In respect of DAPSPL , Central Excise and CGST- a matter of recovery of Service Tax against non payment of Service tax for recovery of notice period from employee, the amount involved is Rs. 0.01 crores.
- k) There are numerous interpretative issues relating to the Supreme Court (SC) judgement on Provident fund dated 28th February, 2019. The financial impact on retrospective basis of Supreme Court judgement cannot be ascertained in March 2022 financial statements of the DAPSPL. However, DAPSPL has ensured there is no impact relating to the year ending March 31, 2022. DAPSPL will make necessary provision, on receiving further clarity on the subject.

II. Capital and Other Commitments of associates:**A) CAPITAL COMMITMENTS:**

The capital commitments of associates are as below:

Particulars	TFS		DAPSPL		TIMDAA	
	March 31, 2022	March 31, 2021	March 31, 2022	March 31, 2021	March 31, 2022	March 31, 2021
Capital Commitments	1.47	1.05	1.52	0.91	0.48	0.04

B) OTHER COMMITMENTS:

- i. DAPSPL has entered into a Concessionaire Agreement with the Holding Company which gives DAPSPL an exclusive right to develop, operate, maintain, modernize and manage the vehicle parking and existing cargo terminal on revenue share model for a period of 25 years from the date of its operation. The revenue sharing will be as per the percentage prescribed in the concessionaire agreement for the respective years.
- ii. TIMDAA has entered into memorandum of understanding with South Delhi Municipal Corporation (SDMC) on February 23, 2018, in which TIMDAA has agreed to pay to charges equivalent to 25% of revenue to SDMC for each of the outdoor advertisement as approved by SDMC. Revenue for current year includes Rs. 44.67 crores [Net Revenue Rs. 43.56 crores] [March 31, 2021: Rs. 22.14 crore [Net Revenue Rs. 21.84 crore] from outdoor advertisement sites permitted by SDMC.

3) Dividend received from Associates

The Holding Company has accounted the dividend income as below:

Name of the entity	During the year ended	
	March 31, 2022	March 31, 2021
TIMDAA	-	3.23
CELEBI	23.30	16.38

4) Leases**(I) In case of DAPSPL:**

On April 1, 2019, DAPSPL has adopted IND AS-116, Leases, using modified retrospective method. Accordingly the comparatives have not been retrospectively adjusted. The adoption of Ind AS 116, did not have any material impact for the year ended March 31, 2022. Hence no adjustment has been done in the Financials related to the standard. However, the DAPSPL has taken some operating lease as a lessee for which disclosures are made below:

- (i) On September 1, 2019, the DAPSPL has taken guest house on monthly rental of Rs 0.05 crore for first 11 months with 7% escalation after every 11 months for recurring two lease renewals on non- cancellable period of 33 months which is further renewable for the same period at the option of lessor, to be exercised

prior to three months before the expiry of the agreement. Below are the minimum lease payment as per agreement:

Period	March 31, 2022	March 31, 2021
Not later than one year	0.11	0.68
Later than one year but not later than five year	-	0.11

(II) In case of TFS

TFS has entered into cancellable operating lease arrangement for a warehouse. Lease payments recognized as expenses in the Statement of Profit and Loss during the year ended 31 March 2022 is Rs. 0.10 crore (March 31, 2021: Rs. 0.08 crore). Under the terms of the agreement, the TFS has provided interest free security deposit.

43. Investments in Joint Ventures

The Holding Company's investments in DAFFPL, DASPL, GBHHPL and DDFSPL are classified as joint ventures.

1) Carrying Value of Investments of joint ventures:

Particulars	March 31, 2022	March 31, 2021
Carrying Value of Investment in joint ventures	377.36	362.97
Share of (loss)/profit for the year in joint ventures	92.76	(20.46)
Share of OCI for the year in joint ventures	-	0.17

The following table illustrates the summarized financial information of **DAFFPL**:

Particulars	March 31, 2022	March 31, 2021
Current Assets, including cash and cash equivalents of Rs. 0.04 crore (March 31, 2021 : Rs. 0.02 crore)	8.86	14.32
Non -Current Assets	661.37	648.82
Current Liabilities, including borrowings of Rs. 31.23 crore (March 31, 2021 : Rs. 8.08 crores)	(43.26)	(34.17)
Non-Current Liabilities including borrowings of Rs. 53.18 crore (March 31, 2021 : Rs. 51.43 crore)	(383.73)	(380.40)
Equity	243.24	248.57
Proportion of the Holding Company's ownership	26.00%	26.00%
Carrying amount of the investment	63.24	64.63

Delhi International Airport Limited

CIN. U63033DL2006PLC146936

Notes to the consolidated financial statements for the year ended March 31, 2022

(All amounts in Rupees Crores, except otherwise stated)

Particulars	March 31, 2022	March 31, 2021
Revenue, including interest income of Rs.4.22 crore (March 31, 2021: Rs. 3.85 crore)	76.80	64.48
Depreciation & amortization	(41.19)	(40.74)
Finance cost	(28.10)	(29.43)
Employee benefit	(1.74)	(1.70)
Other expense	(12.43)	(8.88)
Loss before tax	(6.65)	(16.27)
Current tax	(7.18)	(4.08)
Deferred tax credit	8.49	7.92
Loss for the year	(5.33)	(12.43)
Consolidation Adjustments	-	-
Loss for the year for consolidation	(5.33)	(12.43)
Other comprehensive income of the year	0.00	0.00
Proportion of the Holding Company's ownership	26.00%	26.00%
Holding Company's share of Loss for the year	(1.39)	(3.23)
Holding Company's share of OCI for the year	0.00	0.00

The following table illustrates the summarized financial information of the Holding Company's investment in **DASPL**:

Particulars	March 31, 2022	March 31, 2021
Current Assets, including cash and cash equivalents of Rs. 2.46 crore (March 31, 2021 : Rs 1.24 crore)	50.08	48.68
Non -Current Assets	-	1.19
Current Liabilities	(6.63)	(4.67)
Non-Current Liabilities	-	(0.17)
Equity	43.46	45.04
Proportion of the Holding Company's ownership	50.00%	50.00%
Carrying amount of the investment	21.73	22.52

(This space has been intentionally left blank)

Delhi International Airport Limited

CIN. U63033DL2006PLC146936

Notes to the consolidated financial statements for the year ended March 31, 2022

(All amounts in Rupees Crores, except otherwise stated)

Particulars	March 31, 2022	March 31, 2021
Revenue, including interest income of Rs. 1.16 crore (March 31, 2021: Rs 1.48 Crore)	54.99	40.42
Cost of material consumed	(1.60)	(1.05)
Depreciation & amortization	(0.74)	(1.20)
Finance cost, including interest expenses Rs. 0.30 crore (March 31, 2021: Rs. 0.23 crore)	(0.34)	(0.26)
Employee benefit	(0.66)	(0.70)
Other expense	(42.44)	(21.97)
Profit before tax	9.21	15.24
Current tax	(4.81)	(4.05)
Deferred tax (charge)/credit	(0.48)	0.14
Profit for the year	3.93	11.32
Profit for the year for consolidation	3.93	11.32
other comprehensive (loss) of the year	(0.01)	(0.01)
Proportion of the Holding Company's ownership	50.00%	50.00%
Holding Company's share of profit for the year	1.96	5.66
Holding Company's share of OCI for the year	(0.01)	(0.01)

The following table illustrates the summarized financial information of the Holding Company's investment in **GBHHPL**:

Particulars	March 31, 2022	March 31, 2021
Current Assets, including cash and cash equivalents of Rs. 13.82 crore (March 31, 2021 : Rs. 8.42 crore)	399.42	407.68
Non -Current Assets	3080.86	2870.17
Current Liabilities, including borrowings of Rs. 5.06 crore (March 31, 2021 : Rs. 226.50 crore)	391.48	(461.87)
Non-Current Liabilities including borrowings of Rs. 2740.18 crore (March 31, 2021 : Rs.1,990.72 crore) and deferred tax liabilities of Rs. 56.29 crore (March 31, 2021 : Rs.56.28 crore)	2,801.70	(2145.53)
Equity	287.09	670.45
Less: Equity component of financial instruments	-	(128.63)
Equity for Shareholders	287.09	541.83
Proportion of the Holding Company's ownership	20.14%	20.14%
Share of equity	57.81	109.11
Add: Amount paid on account of goodwill	-	2.21
Carrying amount of the investment	57.81	111.32

(This space has been intentionally left blank)

Delhi International Airport Limited

CIN. U63033DL2006PLC146936

Notes to the consolidated financial statements for the year ended March 31, 2022

(All amounts in Rupees Crores, except otherwise stated)

Particulars	March 31, 2022	March 31, 2021
Revenue	0.32	2.69
Other expense	(5.62)	(5.39)
Exceptional item	377.90	-
Loss before tax	(5.30)	(2.70)
Deferred Tax credit	(0.01)	(2.04)
Loss for the year	(383.21)	(4.74)
Consolidation adjustments	374.30*	(11.12)
Loss for the year for consolidation	(8.91)	(15.86)
Other comprehensive (loss)/profit of the year	(0.17)	0.22
Proportion of the Holding Company's ownership	20.14%	20.14%
Holding Company's share of (loss) for the year	(1.79)	(3.19)
Holding Company's share of Other comprehensive (loss)/profit for the year	(0.03)	0.04

* Impairment adjustment considered as an exceptional item in Holding Company.

The following table illustrates the summarized financial information of the Holding Company's investment in DDFSPL:

Particulars	March 31, 2022	March 31, 2021
Current Assets	302.59	149.58
Non -Current Assets	417.95	391.36
Current Liabilities	(188.87)	(115.73)
Non-Current Liabilities	(61.58)	(95.54)
Equity	470.09	329.67
Proportion of the Holding Company's ownership	49.90%	49.90%
Carrying amount of the investment	234.58	164.51

(This space has been intentionally left blank)

Delhi International Airport Limited

CIN. U63033DL2006PLC146936

Notes to the consolidated financial statements for the year ended March 31, 2022

(All amounts in Rupees Crores, except otherwise stated)

Particulars	March 31, 2022	March 31, 2021
Revenue	678.62	307.84
Purchase of Stock-in-Trade	(228.85)	(1.00)
Changes in inventories of Stock-in-Trade	(9.37)	(108.83)
Depreciation & amortization	(56.98)	(43.37)
Finance cost	(10.85)	(9.68)
Employee benefit	(33.44)	(28.48)
Other expense	(272.80)	(156.06)
Profit/ (loss) before tax	66.33	(39.58)
Current tax	(56.93)	-
Deferred tax (charge)/credit	(1.49)	9.44
Profit /(loss) for the year	188.34	(30.14)
Consolidation Adjustments	-	(9.34)
Profit/ (Loss) for the year for consolidation	188.34	(39.48)
Other comprehensive income of the year	0.08	0.28
Proportion of the Holding Company's ownership	49.90%	49.90%
Holding Company's share of profit/(loss) for the year	93.98	(19.70)
Holding Company's share of Other comprehensive loss for the year	0.04	0.14

(This space has been intentionally left blank)

2) Commitments and Contingencies of joint ventures**I. Contingent Liabilities**

- a) In GBHHPL, there are certain pending legal cases amounting to Rs. 1.78 crore (March 2021 – Rs. 1.78 crore)
- b) In GBHHPL, certain claims have been made against GBHHPL which were not acknowledged as debts which are as follows :

Parties	Court	Litigation Details	Financial Impact
State of Himachal Pradesh vs. GBHHPL	District Court of Himachal Pradesh	Case has been filed against GBHHPL challenging the order dated June 19,2012, wherein it was held that the notification dated November 30, 2009 (namely the New Hydro Power Policy, 2008) imposing 1% additional free power, would apply prospectively and not retrospectively. This is a batch matter with several other companies including JSW contesting the levy. Last listed on March 14, 2022 but could not reach hearing.	1% free power is deferred for 12 years. So, financial impact of the same is highly unlikely.
Mr. Mangani Ram and Vinod Kumar Vs GPCL	Supreme Court	Petitioners have challenged the grant of environmental clearance, approval for diversion of Forest Land, shifting of project site from right to the left bank of river Ravi. Petitioners have challenged order in W.P. No. 2083/2012, W.P. 9980/2012 as public interest litigation. Review petition No. 4009-10/2013 was filed by the petitioners which were dismissed. SLP is yet to be admitted.	Not Quantifiable
Kehar Singh and 13 Others Vs. State of Himachal Pradesh Collector, Land Acquisition Officer.	Land Acquisition Officer, Chamba	Regarding increase in compensation to be paid for the land acquired	Additional Cost of Rs. 1.78 Cr. Additional interest to be added thereafter

- c) The main civil works under execution by M/s. Gammon Contractors and Engineers Pvt. Ltd is an Item rate contract. The contract has provision for variation in quantity and also to execute extra items as per the project requirement. Provision and procedure for determination of rate for such extra items are also available in the contract.

As per the contract, the contractor is eligible to get compensation for the extra cost which arises out of legislation changes. The actual cost implication due to such legislation changes are to be determined based on actual payment proofs which are under process.

Since inception of the project, the contractor has submitted overall claims amounting to Rs. 286.47 crore till May 2019 and further added Rs. 251.40 crore till August, 2021. Prima facie all these claims except for those relating to legislation change have been rejected. However, in interest of the expeditious & uninterrupted completion of the works, the settlement of the claims relating to the expenditure incurred genuinely to serve the interest of local stakeholders and on account of adverse geological strata is under

discussion with the contractor. The working of such claims including legislation change submitted by Gammon till May 2019 have been arrived at Rs. 114 crore which has been processed based on availability of the documents/information/data etc. requested from them and will accordingly be processed for necessary approvals after due reconciliation and verification. Of these the acceptance /certification for an amount of Rs 114 crore after approval of management of GBHHPL stands communicated to Gammon. Apart from the above, the amount admissible against the claims submitted by Gammon for Rs 251.40 crore subsequently is under scrutiny.

Since the actual cost against claims is yet to be determined, the actual liabilities could not be established at this stage and same are not recognized in the financial statements.

- d) Certain Works for the power house has been awarded to Contractors. These contracts do not have provision for revision of contract price. However, beyond the contract period for which time extension is granted, the additional compensation, if any, for remaining scope would be based on mutually agreed terms as per the final delay analysis. According to above contract provision, contract is valid till completion of facilities.

Since inception of the project, the contractors have submitted overall claims amounting to Rs 69.73 Crores as per following details till July, 2021, Prima facie all these claims till now have been rejected through various correspondences. Since these Claims are under scrutiny, they have not been accounted.

- e) Claims of Vicky Engineering for face 6 steel liner of about Rs. 0.14 crores and around Rs. 0.08 crores against lot 4 Works have been received against HM Works.

DDFSPL:-

- f) DDFSPL has a contingent liability amounting to Rs. 1.59 crore (March 31, 2021 -Rs 1.24 crore) representing income tax demand for assessment year 2017-18 & 2018-19 on account of certain disallowances. The management of DDFSPL do not expect any outflow on this account.
- g) DDFSPL had filed three refund applications (for three quarters) dated January 31, 2018 under section 11(B) of Central Excise Act, 1944 seeking refund of Rs. 40.62 Crores being the service tax and cess paid on license fees, marketing fees, airport services charges and utility charges during the period October 2016 to June 2017 for services rendered to the DDFSPL at the duty-free shops at T-3, IGI Airport, Delhi. Such refund claims were filed in pursuance of the decision of the CESTAT Mumbai in Commissioner of Service Tax - VII, Mumbai vs. Flemingo Duty Free Pvt Ltd 2018 (8) GSTL 181 (Tri. Mumbai) (Flemingo) wherein it was held that service tax on license fee was not payable since services were provided outside taxable territory.

In respect of the said refund applications, the DDFSPL received a Show Cause Notice (SCN) dated August 24, 2018 that refund claims for the period October 2016 to January 2017 were barred by limitation and refund cannot be processed. Vide order dated September 06, 2018, the Assistant Commissioner, CGST held that only the period of October 2016 to December 2016 is barred by limitation and denied refund of Rs. 12.78 Crores. The balance amount of Rs. 27.84 Crores was allowed in favor of the DDFSPL and subsequently refunded to the DDFSPL, which was recognized as income in Statement of Profit and Loss during the quarter and six months ended September 30, 2018 when this refund was received. The Department filed an appeal against the aforesaid Order dated September 06, 2018 before Commissioner (Appeals) to the extent refund of Rs. 27.84 Crores held to be payable to the DDFSPL. The said appeal of the Department has been rejected by the Commissioner (Appeals) vide Order dated May 18, 2020. On August 04, 2020 the Department filed an appeal before the CESTAT, New Delhi against the order of Commissioner (Appeal) dated May 18, 2020.

As against denial of refund of Rs 12.78 Crores, the DDFSPL filed an appeal before the Commissioner (Appeals) who rejected the appeal on May 10, 2019 and upheld the Order dated September 06, 2018. The DDFSPL filed an appeal before the CESTAT, New Delhi who allowed the appeal of the DDFSPL vide its Order dated August 14, 2019 and held that since service tax was not payable on license fee, the limitation prescribed under Section 11B of the Central Excise Act, 1944 has no application. Accordingly, refund of Rs. 12.78 Crores is allowed in favor of the DDFSPL. The Department served a copy of the appeal along with application for stay against the CESTAT Order dated August 14, 2019 before the Delhi High Court in March 2020 which has yet to be listed.

The DDFSPL had also filed application dated December 31, 2018 with the Department for the period April 2010 to September 2016 seeking refund of service tax and cess amounting to Rs.182.13 Crores paid on the input services (concession fee, marketing fee, airport service charges and utility charges) rendered to the DDFSPL at the duty-free shops at T-3, IGI Airport, Delhi. The Assistant Commissioner issued the Order dated June 26, 2019 rejecting the claim filed by the DDFSPL that the Duty-free shops are in non-taxable territory. The DDFSPL filed an appeal on August 07, 2019 against the Assistant Commissioner's Order before Commissioner (Appeals) and received an Order dated May 26, 2020 in favour of the DDFSPL allowing the refund of Rs. 182.13 Crores. The DDFSPL requested the Asst. Commissioner to process the refund based on the Order passed by the Commissioner (Appeals). The Assistant Commissioner issued a SCN dated August 04, 2020 asking the DDFSPL to explain that the refund claim is not hit by the bar of unjust enrichment as incidence of duty appears to be passed by the DDFSPL to their customers at the time of sale of goods. Subsequently on August 04, 2020 the Department filed an appeal before the CESTAT, New Delhi against the Order of Commissioner (Appeals) dated May 26, 2020. The DDFSPL filed a reply before the CESTAT on December 24, 2020 against the department's appeal dated August 04, 2020 before the CESTAT. The hearing on the matter is scheduled for July 5, 2022.

In the meanwhile, the Assistant Commissioner issued two separate Orders dated December 10, 2020 on the respective SCNs and rejected the refund of service tax of Rs 182.13 crores and Rs 12.78 crores. The DDFSPL filed a rectification / recall request under Section 74 of the Finance Act, 1994 dated December 23, 2020 against both the rejection Orders before the Principal Commissioner and the Assistant Commissioner. Subsequently the DDFSPL also filed an Appeal against both the rejection Orders of the Assistant Commissioner, before the Commissioner (Appeals) on February 15, 2021.

The DDFSPL has received Order-in-Appeal dated September 24, 2021 for refund of Rs. 182.13 crores and Rs. 12.78 crores, upholding the Order-in-Original passed by the Assistant Commissioner both dated December 10, 2020 for the amounts of Rs. 182.13 crores and Rs. 12.78 crores. The DDFSPL has filed appeals against both the Orders of Commissioner Appeals before CESTAT on November 03, 2021, that is currently pending disposal.

Having regard to status of matters referred above and in view of inherent uncertainty in predating final outcome of above litigations, involving refunds, which is sub-judice, refund of Rs. 27.84 crores (as at March 31, 2021 – Rs. 27.84 crores) received in an earlier year has been considered as contingent liability by the management.

- h) Subsequent to the year ended March 31, 2022, DDFSPL received a Demand cum Show Cause Notice dated April 21, 2022, based on special audit conducted under Section 72A of Finance Act, 1994 for the second half of financial year 2016-17 and period April 1, 2017 till June 30, 2017, wherein The Commissioner of Central Tax and CGST, Delhi ("Department") has sought to recover service tax dues alongwith interest and penalty aggregating to Rs. 40.16 crores pertaining to the said period. DDFSPL, through its legal counsel has filed a writ petition before High Court of Delhi on April 26, 2022, challenging the initiation of special audit and consequential Demand cum Show Cause Notice mentioned above, citing that due procedures were not followed by the Department and no opportunity of being heard was given to the DDFSPL. Based on opinion by its tax expert, the management believes that the likelihood of any liability (in relation to service tax dues, interest and penalty) devolving on the DDFSPL

is not probable and thus, no adjustment is considered necessary in DDFSPL financial statements at this stage.

II. Guarantees other than financial guarantees by joint ventures:-

In GBHHPL, the company has provided bank guarantee amounting to Rs 33.09 crore. (March 31, 2021 is Rs. 24.09 crore)

III. Financial guarantees by joint ventures

The Joint Ventures have not provided any financial guarantee other than performance guarantee on its own behalf, to any party.

IV. Capital and Other Commitments of joint ventures:-

A) CAPITAL COMMITMENTS OF JOINT VENTURE:

The capital commitment of joint ventures is as below:

Particulars	DAFFPL		DDFSPL		GBHHPL	
	As at March 31, 2022	As at March 31, 2021	As at March 31, 2022	As at March 31, 2021	As at March 31, 2022	As at March 31, 2021
Capital Commitments	88.12	114.90	0.67	0.37	65.00	25.00

B) OTHER COMMITMENTS OF JOINT VENTURES:

- i. In accordance with the concession agreement, DAFFPL is required to pay annual license fees to the Holding Company, an amount of Rs. 24.62 crores (March 31, 2021: Rs. 22.90 crores) has been accounted for in respect of current year. The license fee is to be increased by 7.5% p.a. during the term of the lease.

C) OTHER DISCLOSURES OF JOINT VENTURES:

- i. In GBHHPL, Based upon the calculation of recoverable value of CWIP carried out by an Independent Expert as at December 31, 2020, December 31, 2021 and March 31, 2022, the carrying value of CWIP is lower than the recoverable amount by Rs 110 crores Rs. 186 crores and Rs. 78 crores respectively. Such reduction is coming mainly due to delay in estimated COD to December 31, 2021, February 28, 2022 and March 28, 2022 respectively, considered for GBHHPL plant by Independent Expert. Accordingly, a reduction in CWIP value by 110 crores 186 crores and Rs. 78 crores is recognized in the financial statements of the GBHHPL for the period ended June 30, 2021, January 31, 2022 and March 31, 2022 respectively.
- ii. In GBHHPL, During September, 2018 & October 2018 due to heavy rain & flood, few equipment & work done like roads & temporary structure have been washed out. The company intimated the event to the Insurance Company & requested for assessment of loss. The Insurer appointed a Professional loss evaluator for assess the loss and as an Adhoc measure, the insurer has paid amount of Rs 17.29 crores as advance compensation out of claim of Rs 30.57 crores recognized in GBHHPL financial statement. Out of the remaining Rs. 13.28 crores out of the claim made Rs. 9.69 crores of full & final settlement has

- been received by the insurance company and Rs. 3.60 crores of loss is recognised in the GBHHPL financial statement.
- iii. DAFFPL's Capital Work in Progress as on March 31, 2022 includes Rs.154.32 crores on account of T1 Hydrant expansion project which is being executed through M/s Larsen & Toubro Limited (Contractor). As requested by the contractor construction timelines of the project has been provisionally extended by around 9 months (i.e. till 31.03.2023) is approved by the Board of Directors, due to its interdependency on construction of Terminal-1 by the Holding Company which is delayed due to Covid-19 pandemic & other reasons. Further, contractor has confirmed that no escalation amount is claimable on account of extension of timeline.
- iv. DAFFPL is paying property tax annually on self-assessment basis for property, since it occupancy. On October 7, 2021, South Delhi Municipal Corporation (SDMC) issued a notice seeking assessment of property tax for the period (F.Y.) 2004-05 to 2020-21 for property occupied by the DAFFPL. Thereafter, SDMC officials have inspected the property to finalise the assessment of the property tax. An assessment order dated January 14, 2022 was issued demanding Rs.3.34 crores as an additional demand excluding interest & penalty to the tune of Rs.3.98 crores. Based on the legal opinion obtained, DAFFPL has accepted the assessment order of the SDMC and has decided to pay the differential property tax demand of Rs.333.73 lacs within the due date i.e. January 31, 2022 to avail the benefit of Property Tax General Amnesty Scheme 2021-22 which permit 100% waiver of interest and penalty. DAFFPL has paid all dues as per the assessment made by SDMC within the due date fixed under the Property Tax General Amnesty Scheme 2021-22 and no dues are outstanding at the end of the financial year.

Further, the amount of above stated additional demand consists of property tax for the period FY 2004-05 to June 2010 when the property was in occupation of Bharat Petroleum Corporation Ltd (BPCL). DAFFPL has requested to the BPCL for the reimbursement of the proportionate amount for the period when the property was in their occupation. Since, the response of the BPCL is still awaited the accounting of recovery, if any, shall be accounted for at the time of recovery.

- v. In case of DAFFPL, Tariff on account of Fuel Infrastructure Charges (FIC)/ revenue rate for the DAFFPL) is determined by the Airport Economic Regulatory Authority of India (AERA) for a period of five years called control period.

AERA has determined Fuel Infrastructure Charges for the third control period (F.Y. 2021-22 to F.Y. 2025-26) vide their order dated October 7, 2021. During the rate determination process of third control period, AERA has factored True-up value (over recovery) of second control period amounting to Rs. 144.55 crores as per their prevailing guidelines. Hence, the new FIC rate for third control period (F.Y. 2021-22 to F.Y. 2025-26) fixed by AERA are as follows:

Period	April-Oct'21	Nov-Mar'22	FY' 2022-23	FY' 2023-24	FY' 2024-25	FY' 2025-26
FIC Rate as determined by AERA (Rs/KL)	609	548	469	402	344	293

Due to inadequate clarity about various issues relating to accounting of True-Up value, DAFFPL has approached to obtain the opinion of Expert Advisory Committee (EAC) of ICAI, since opinion of EAC-ICAI is still awaited, therefore accounting of true-up of second control period i.e. over-recovery of Rs.144.55 crores and true-up adjustment of actual vis-à-vis FIC rate for the period April 1, 2021 to March 31, 2022 has not been accounted for & deferred till the receipt of opinion of EAC of ICAI, therefore impact of the above has not been ascertained and provided in the DAFFPL financial statements.

3) Dividend received from Joint Ventures

The Holding Company has accounted the dividend income as below:

Name of the entity	During the year ended	
	March 31, 2022	March 31, 2021
DASPL	2.75	5.00
DDFSPL	23.95	-
DAFFPL	-	2.77

4) Leases**Joint Ventures as lessee****In case of DAFFPL**

DAFFPL has acquired land from the Holding Company as per Concession & Operating Agreement (C&OA) for 25 years which was classified as operating lease. As per terms of concession & Operating Agreement (C&OA), DAFFPL is required to pay lease rent termed as License Fees for land taken on lease with an escalation clause of 7.5 % every year during the term of lease. As required by Ind As-116, DAFFPL has recognised Right to use assets & Lease liability as on April 01, 2019.

Right to use assets

Particulars	For the year ended March 31, 2022	For the year ended March 31, 2021
Opening Balance	281.81	301.54
Additions	-	-
Depreciation/amortisation during the year	(19.73)	(19.73)
Closing Balance	262.08	281.81

Lease Liability

Particulars	For the year ended March 31, 2022	For the year ended March 31, 2021
Opening Balance	328.91	325.76
Additions	-	-
Interest for the year	26.17	26.05
Repayment made during the year	(24.62)	(22.90)
Closing Balance	330.46	328.91

Maturity profile of lease liability

Particulars	As at March 31, 2022	As at March 31, 2021
Not later than one year	26.46	24.62
Later than one year and not later than five years	165.23	153.70
Later than five years	378.17	416.16
Total	569.86	594.47

Following amount has been recognised in statement of profit and loss account

Delhi International Airport Limited

CIN. U63033DL2006PLC146936

Notes to the consolidated financial statements for the year ended March 31, 2022

(All amounts in Rupees Crores, except otherwise stated)

Particulars	As at March 31, 2022	As at March 31, 2021
Depreciation/amortisation on right of use assets	19.73	19.73
Interest on lease liability	26.17	26.05
Expenses related to short term lease (included under other expenses)*	-	-
Expenses related to low value lease (included under other expenses)*	-	-
Total amount recognised in statement of profit and loss account	45.90	45.78

*DAFFPL is lessee with respect to only one lease.

DAFFPL has total cash outflow of lease Rs 24.62 crores. No addition were made during the year pertaining to right of use assets and lease liability.

DAFFPL is lessee for one lease contract as disclosed above with no extension option available.

Therefore there will be no future rental payment relating to extension period.

As a lessor (DAFFPL)

DAFFPL has entered into cancellable lease agreement with the occupiers of its administrative building. The lease rental is recognised as income in the statement of profit and loss as per the respective agreements.

Particulars	For the year ended March 31, 2022	For the year ended March 31, 2021
Lease rentals recognised as income during the year	0.39	0.36
Category of Asset (Admin Building)		
- Gross Carrying Amount	1.72	1.72
- Accumulated Depreciation	0.56	0.49
- Depreciation recognised in the Statement of profit and loss	0.07	0.08

Maturity profile of lease Receivable

Particulars	As at March 31, 2022	As at March 31, 2021
Not later than one year	0.42	0.39
Later than one year and not later than five years	2.63	2.44
Later than five years	5.71	6.31
Total	8.75	9.14

In case of DDFSPL

- (i) The Holding company had entered into Operation, Management and Development Agreement (OMDA) Airports Authority of India ('AAI'), which gives the Holding company an exclusive right to operate, maintain, develop, modernise and manage the Indira Gandhi International Airport (IGIA), New Delhi ('Delhi Airport') on a revenue sharing model for the period mentioned in the said OMDA. In the year 2010, the Holding company has given license to DDFSPL for running the duty free operations at Delhi Airport on payments of specified sum. The license fees for the duty free outlets are based on higher of the revenue share amount and the Actual Monthly Guarantee (MMG) amount calculated in the manner set out in the License agreements entered by DDFSPL with the Holding Company.

DDFSPL has also entered into certain cancellable operating lease agreements mainly for office premises and warehouses. DDFSPL has also entered into a non-cancellable agreement for a warehouse which is under construction in respect of which DDFSPL has given interest free security deposits of Rs. 11.04 crores (March 31, 2021 Rs. 11.04 crores).

- (ii) With effect from April 1, 2019, DDFSPL has adopted Ind AS 116, 'Leases' and applied to all lease contracts existing on April 1, 2019 using the modified retrospective method and has taken the cumulative adjustment to retained earnings, on the date of initial application (1 April 2019). Right-of-use (ROU) assets at 1 April, 2019 for leases previously classified as operating leases were recognized and measured at an amount equal to lease liability (adjusted for any related prepayments). The DDFSPL has elected not to apply the requirements of Ind AS 116 to short term leases.

In respect of certain duty free outlets where MMG are not fixed throughout the term, the management has assessed that the payments do not fulfil the definition of lease payments (i.e. not fixed or in substance fixed and not variable payments linked to an index) and thus are not to be included in the lease payments for the purpose of computing lease liability under Ind AS 116 and presented separately in the Statement of Profit and Loss.

Right of use assets

Particulars	As at March 31, 2022	As at March 31, 2021
Opening Balance	97.84	20.41
Additions	2.99	90.64
Depreciation	(26.92)	(13.21)
Closing Balance	73.91	97.84

Lease Liability

Particulars	As at March 31, 2022	As at March 31, 2021
Opening Balance	99.88	22.76
Addition	2.99	86.94
Finance cost	6.84	3.81
Lease liability written off	(5.67)	(6.33)
Payment of lease liabilities	(23.62)	(6.50)
Foreign exchange gain /(loss)	0.46	(0.80)
Closing Balance	80.88	99.88

Delhi International Airport Limited**CIN. U63033DL2006PLC146936****Notes to the consolidated financial statements for the year ended March 31, 2022****(All amounts in Rupees Crores, except otherwise stated)**

In view of the Covid-19 outbreak, the Holding Company on March 30, 2020 decided to suspend the levy and payment of MMG amount for the period from March 1, 2020 till March 31, 2022 under the License Agreement, accordingly the DDFSPL has reassessed the lease liability and written back lease liability of Rs 5.67 Crores (March 31, 2021, Rs 6.63 crores).

The following is the break-up of current & non-current lease liabilities :-

Particulars	As at March 31, 2022	As at March 31, 2021
Non-Current	55.00	80.69
Current	25.88	19.19
Total	80.88	99.88

Following amount has been recognised in statement of profit and loss

Particulars	For the year ended March 31, 2022	For the year ended March 31, 2021
Depreciation/amortization on right to use asset	26.92	13.21
Interest on lease liability	6.84	3.81
Foreign exchange gain/ (loss)	0.46	(0.80)
Lease liability written off	(5.67)	(6.33)
Total amount recognized in statement of profit and loss	28.55	9.89

In case of DASPL

DASPL has entered into certain cancellable operating lease agreements and an amount of Rs. 0.45 crore (March 31, 2021: Rs. 0.41 crore) paid during the period under such agreements.

44. Other Disclosures

- a) **AERA DF Order No. 28/2011-12, 30/2012-13 and AERA tariff order No. 03/2012-13 and 57/2020-21 on determination of Aeronautical Tariff; issued on November 14, 2011, December 28, 2012, April 24, 2012 and December 30, 2020 respectively**

AERA has issued tariff order no 57/2020-21 for third control period ("CP3") starting from April 1, 2019 to March 31, 2024 on December 30, 2020 allowing the Holding Company to continue with BAC+10% tariff for the balance period of third control period. AERA has also allowed compensatory tariff in lieu of Fuel Throughput Charges w.e.f. February 01, 2021 for the balance period of third control period. The Holding Company had also filed an appeal against some of AERA's decision in third control period order on January 29, 2021 with TDSAT.

The Holding Company's appeal against the second control period ("CP2") is pending before the TDSAT and the same is still to be heard which shall be heard in due course. Also, The Holding Company in respect of TDSAT order against first Control period appeal dated April 23, 2018 has filed a limited appeal in the Hon'ble Supreme Court of India on July 21, 2018 and same is still to be heard.

TDSAT at the request of AERA and concurred by the Holding Company has agreed and tagged CP2 appeal with CP3 appeal. The matter is being sub judice at TDSAT.

Delhi International Airport Limited

CIN. U63033DL2006PLC146936

Notes to the consolidated financial statements for the year ended March 31, 2022**(All amounts in Rupees Crores, except otherwise stated)**

- b) The Holding Company has a receivable of Rs. 28.58 crore as at March 31, 2022 (March 31, 2021: Rs. 196.31 crores) (including unbilled receivables) from Air India Limited and its subsidiaries namely Indian Airlines Limited, Airline Allied Services Limited and Air India Express Limited collectively referred as 'Air India'. The Air India is privatized w.e.f. January 27, 2022 and control is transferred to Tata Sons by Government of India. During the year ended March 31, 2022, the Holding Company has received Rs. 148.16 crores (including GST) towards interest agreed to be paid by Air India Limited. Pursuant to the interest settlement with Air India during the year ended March 31, 2022, the Holding Company has reversed interest receivable of Rs 19.90 crores in statement of profit & loss and shown as part of exceptional item. In view of continuous reduction in the overdue quarter on quarter, the Holding Company considers its due from Air India as good and fully recoverable.
- c) **Particulars of un-hedged and un-discounted foreign currency exposure of the Holding Company as at the reporting date are as under:**

	March 31, 2022			March 31, 2021		
Particulars	Amount (Rs. in Crores)	Currency	Foreign Currency in Crores	Amount (Rs. In Crores)	Currency	Foreign Currency in Crores
Trade Payables	2.92	EUR	0.03	4.00	EUR	0.05
	0.43	GBP	0.00	0.44	GBP	0.00
	-	SGD	-	0.15	SGD	0.00
	1.92	USD	0.03	24.35	USD	0.33
	0.04	AUD	0.00	0.03	AUD	0.00
	0.03	AED	0.00	0.03	AED	0.00
Other Current Financial Liabilities	55.61	USD	0.73	78.04	USD	1.07

Closing exchange rates in Rupees:

Currency	March 31, 2022	March 31, 2021
EUR	84.220	85.750
GBP	99.455	100.753
SGD	55.970	54.350
USD	75.793	73.110
AUD	56.743	55.703
AED	20.635	19.905

(This space has been intentionally left blank)

Delhi International Airport Limited

CIN. U63033DL2006PLC146936

Notes to the consolidated financial statements for the year ended March 31, 2022

(All amounts in Rupees Crores, except otherwise stated)

d) Additional information :

- i) Earnings in foreign currency for the Holding Company (On accrual basis, excluding service tax/GST).

Particulars	For the year ended March 31, 2022	For the year ended March 31, 2021
Aeronautical Services (Revenue from airlines)	25.18	7.48

- ii) CIF value of imports of the Holding Company (On accrual basis)

Particulars	For the year ended March 31, 2022	For the year ended March 31, 2021
Import of capital goods	0.94	10.95
Import of stores and spares	0.90	1.08
Total	1.84	12.03

- iii) Expenditure in foreign currency charged to Consolidated statement of profit and loss of the Holding Company (On accrual basis)

Particulars	For the year ended March 31, 2022	For the year ended March 31, 2021
Interest on borrowings	330.97	384.78
Professional and consultancy expenses	15.87	4.77
Finance costs	0.89	15.53
Other expenses	0.88	9.25
Travelling and Conveyance	2.73	0.60
Total	351.34	414.93

- iv) Expenditure in foreign currency capitalised/ debited in borrowings/ debited in other borrowing cost to the extent not amortised (On accrual basis)

Particulars	For the year ended March 31, 2022	For the year ended March 31, 2021
Interest on borrowings	253.81	252.21
Professional and consultancy expenses	5.94	4.07
Finance costs (Other borrowing cost including amount debited in borrowings/ debited in other borrowing cost to the extent not amortised)*	0.17	38.68
Total	259.92	294.96

*Previous year amount includes Rs.12.14 crore debited in other borrowing cost to the extent not amortised.

(This space has been intentionally left blank)

v) Consumption of stores and spares during the year:

Particulars	For the year ended March 31, 2022		For the year ended March 31, 2021	
	%	Amount	%	Amount
Imported	4.22	1.02	9.56	1.73
Indigenous	95.78	23.16	90.44	16.36
Total	100.00	24.18	100.00	18.09

vi) Consumption of capital spares during the year:

Particulars	For the year ended March 31, 2022		For the year ended March 31, 2021	
	%	Amount	%	Amount
Imported	60.52	1.21	60.25	1.17
Indigenous	39.48	0.79	39.75	0.77
Total	100.00	2.00	100.00	1.94

- e) The Holding Company has received Advance Development Costs (ADC) from various Developers at Commercial Property District towards facilitating the development of common infrastructure there in. As per the term of the agreement, the Holding Company will facilitate the development of common infrastructure upon receipt of advance towards development cost in accordance with the instructions and specifications in the agreement. Further, the Holding Company has no right to escalate the development cost and in case the Holding Company towards development of any infrastructure facility does not utilize any portion of the advance development cost, the same shall be returned to the Developers upon earlier of the expiry of the initial term of agreement or upon termination of the development agreement. The status of fund balance is as below:

Particulars	As at March 31, 2022	As at March 31, 2021
ADC Funds Received *	848.85	680.14
Funds Utilized for Common Infrastructure Development (including refund of ADC)	637.39	614.72
Fund Balance disclosed under "other liabilities"	211.46	65.42

* During the year March 31, 2022, the Holding Company has received Rs 168.71 crores for common infrastructure development from Developers.

- f) Based on the legal opinion taken, the management of the Holding Company is of the view that the Annual Fee payable to AAI should be based upon "Revenue" as defined under OMDA instead of on Gross Receipts credited to the statement of profit and loss (with certain exclusions). The matter is in dispute with the AAI and pending with arbitration tribunal, currently annual fee to AAI is being paid under protest on similar basis as was being paid earlier. Both the parties have completed its final arguments in arbitration proceedings and the matter is reserved for passing of Award.
- g) The Holding Company is collecting "Marketing Fund" at a specified percentage from various concessionaires as per the agreement with respective concessionaires and to be utilized towards sales promotional activities as defined in such agreements in accordance with the Marketing Fund policy adopted by the Holding Company. As at March 31, 2021, the Holding Company has accounted for Rs. 196.30 crore (March 31, 2021: Rs. 181.07 crore) towards such Marketing Fund and has incurred expenditure amounting to Rs. 155.66 crore (March 31, 2021: Rs. 129.34 crore) (net of income on temporary investments) till March 31, 2022 from the amount so collected. The balance amount of Rs. 40.63 crore pending utilization as at

Delhi International Airport Limited**CIN. U63033DL2006PLC146936****Notes to the consolidated financial statements for the year ended March 31, 2022****(All amounts in Rupees Crores, except otherwise stated)**

March 31, 2022 (March 31, 2021: Rs. 51.72 crore) against such sales promotion activities is included under "Other current liabilities" as specific fund to be used for the purposes to be approved by the Marketing fund committee constituted for this purpose as per Marketing Fund Policy.

- h) The Holding Company is of the view that certain income/ credits arising on adoption of Ind-AS were not in contemplation of parties in April 2006 when this Concession Agreement i.e.OMDA was signed / entered. Further, these income/credits in Statement of Profit and Loss do not represent receipts from business operations from any external sources and therefore, these incomes/credits should not form part of "Revenue" as defined in OMDA for the purpose of calculating monthly annual fee (MAF) payable to AAI. Accordingly, the Holding Company, based on legal opinion has provided the MAF to AAI based on Revenue as per the Ind AS financial statements after adjusting such incomes/credits. Detail of such incomes / credits are as under:

Description	Incomes forming part of	For the year ended March 31, 2022	For the year ended March 31, 2021
Construction income from commercial property developers	Other operating income	9.11	14.30
Discounting on fair valuation of deposits taken from commercial property developers	Other operating income	36.40	31.80
Discounting on fair valuation of deposits taken from concessionaires	Sale of services – Non Aeronautical	71.41	71.03
Discounting on fair valuation of deposits given	Other income	0.98	0.20
Significant financing component on revenue from contract with customers	Sale of services – Non Aeronautical	-	1.89

However, the Holding Company has accrued revenue on straight line basis, in accordance with Ind AS 116, Annual fee on this revenue is also provided which is payable to AAI in future years on actual realization of revenue as below:

Description	For the year ended March 31, 2022	For the year ended March 31, 2021
Revenue from Operations	419.00	735.21
Annual Fees to AAI	192.70	338.12

Further, the Holding Company has also provided the "Airport Operator Fees" included in "Other expenses" based on "Gross revenue" for the last financial year, after excluding the income/ credits from above transactions.

- i) As per the transfer pricing rules prescribed under the Income tax act, 1961, The Holding Company is examining the domestic and international transactions and documentation in respect thereof to ensure compliance with the said rules. The Holding Company's management does not anticipate any material adjustment with regard to the transactions during year ended March 31, 2022.
- j) The Hon'ble Orissa High Court vide Judgement in W.P. No.20463/2018, in the case of Safari Retreats Private Limited, observed that the GST provisions w.r.t input tax credit allowability in respect of Civil work are not in line with the objective of the Act, and accordingly, held that if an assessee is required to discharge GST on the rental income, it is eligible to avail the Input Tax Credit (ITC) of GST w.r.t. civil work. The Holding Company is engaged in rendering output supplies which is in the nature of letting out space/ facilities to various airline operators and other parties/concessionaires, against consideration, known by different nomenclatures and the same is subject to GST. Hence, the Holding Company has availed the GST ITC in respect of the costs for civil work incurred as part of the Phase 3A expansion project and regular operations, upon application of the said judicial pronouncement. Further, department has filed an appeal in Hon'ble Supreme Court of India against the judgement of Hon'ble Orissa High Court. Pending outcome of

Delhi International Airport Limited**CIN. U63033DL2006PLC146936****Notes to the consolidated financial statements for the year ended March 31, 2022****(All amounts in Rupees Crores, except otherwise stated)**

judgement of Hon'ble Supreme Court of India, considering the judgement of Hon'ble Orissa High Court and based on the opinion obtained by the Holding Company in this regard, the Management is of the view that GST ITC in respect of such civil work is eligible to be availed by the Holding Company. Having regard to the same, GST ITC amounting to Rs. 754.78 crores (March 31, 2021: Rs.477.62 crores) has been claimed in GST return and lying as balance to GST ITC unutilised kept in separate ledger in the books of accounts. Also an intervention application has been filed by DIAL before Hon'ble Supreme Court of India in the matter of appeal filed by the department against Judgement of Orissa High Court in the matter.

Further a Writ Petition has also been filed by the Holding Company in the matter before Delhi High Court on July 10, 2020, for ITC claim to be allowed of GST in respect of the civil works i.e. works contract service and goods and services received by the Holding Company for construction of immovable property used for providing output taxable supplies. The writ was heard by the Hon'ble High Court on July 29, 2020 and has issued notice to the respondents. Accordingly, the matter was heard on various dates and next date of hearing has been fixed on September 23, 2022.

k) Leases**Holding Company as lessee**

The Holding Company has taken office and residential space, information technology equipment under lease arrangements. Office premises are obtained on lease for terms ranging from 0-10 years and are renewable upon agreement of both the Holding Company and the lessor. There are no sub leases. The lease payment for the year (excluding taxes) is Rs. 6.93 crore (March 31, 2021 Rs. 6.94 crore).

Right of use assets:

Particulars	March 31, 2022 (Rs. in crore)	March 31, 2021 (Rs. in crore)
Opening Right of use assets	18.04	14.10
Additions during the year	-	11.31
Deletions/ adjustment	-	(3.64)
Depreciation during the year	(5.78)	(3.73)
Closing Right of use assets	12.26	18.04

Lease liability:

Particulars	March 31, 2022 (Rs. in crore)	March 31, 2021 (Rs. in crore)
Opening Lease liability	18.01	14.57
Additions	-	11.31
Deletions/ adjustment	-	(3.64)
Interest for the year	1.68	1.59
Repayment made during the year	(5.29)	(5.82)
Closing Lease liability	14.40	18.01

(This space has been intentionally left blank)

Delhi International Airport Limited

CIN. U63033DL2006PLC146936

Notes to the consolidated financial statements for the year ended March 31, 2022

(All amounts in Rupees Crores, except otherwise stated)

Maturity profile of Lease liability:

Particulars	within 1 year	1-3 years	3-5 years	Above 5 years	Total
Year ended March 31, 2022					
Lease payments	3.89	9.35	1.16	-	14.40
Interest payments	1.27	1.15	0.02	-	2.44
Year ended March 31, 2021					
Lease payments	3.61	8.36	6.04	-	18.01
Interest payments	1.68	2.10	0.34	-	4.12

Following amount has been recognised in statement of profit and loss account:

Particulars	March 31, 2022	March 31, 2021
Depreciation on right of use asset	5.78	3.73
Interest on lease liabilities	1.68	1.59
Expenses related to low value assets and short term lease (included under other expenses)	0.59	1.24
Total amount recognized in statement of profit & loss account	8.05	6.56

Operating lease: Holding Company as lessor

The Holding Company has sub-leased land and space to various parties under operating leases. The leases have varying terms, escalation clauses and renewal rights.

The lease rentals received during the year (included in note 23) and future minimum rentals receivable under non-cancellable operating leases are as follows:

Particulars	March 31, 2022	March 31, 2021
Income Received during the year	493.69	305.66
Receivables on non- cancellable leases		
Not later than one year	577.68	704.37
Later than one year but not later than five year	2,558.78	3,044.42
Later than five year	24,559.90	33,865.09

1) Revenue

For the year ended March 31, 2022, revenue from operations includes Rs. 30.86 crores (March 31, 2021: Rs. 90.74 crore) from the contract liability balance at the beginning of the period.

The Holding Company's revenue from operations disaggregated by primary geographical markets is as follows:

	March 31, 2022			
Particulars	Aeronautical	Non-aeronautical	Others	Total
India	627.40	1,657.98	628.69	2,914.07
Outside	-	-	-	-
Total	627.40	1,657.98	628.69	2,914.07

Delhi International Airport Limited

CIN. U63033DL2006PLC146936

Notes to the consolidated financial statements for the year ended March 31, 2022

(All amounts in Rupees Crores, except otherwise stated)

	March 31, 2021			
Particulars	Aeronautical	Non-aeronautical	Others	Total
India	399.99	1,278.20	745.28	2,423.47
Outside	-	-	-	-
Total	399.99	1,278.20	745.28	2,423.47

The Holding Company's revenue from operations disaggregated by pattern of revenue recognition is as follows:

	March 31, 2022			
Particulars	Aeronautical	Non-aeronautical	Others	Total
Services rendered at a point in time	581.37	-	-	581.37
Services transferred over time	46.03	1,657.99	628.69	2,332.70
Total	627.40	1,657.98	628.69	2,914.07

	March 31, 2021			
Particulars	Aeronautical	Non-aeronautical	Others	Total
Services rendered at a point in time	333.53	-	-	333.53
Services transferred over time	66.46	1,278.20	745.28	2,089.94
Total	399.99	1,278.20	745.28	2,423.47

Reconciliation of revenue from operation recognised in the statement of profit and loss with the contracted price:

Particulars	March 31, 2022	March 31, 2021
Revenue as per contracted price	2,914.07	2,421.58
Adjustments:		
- Significant financing component	-	1.89
Total	2,914.07	2,423.47

- m) The Holding Company has entered into Development agreements with five developers collectively referred as Bharti Reality SPV's ("Developers") on March 28, 2019 ("Effective date") granting the Developers the right during the term for developing 4.89 million square feet commercial space from the Effective Date subject to the receipt of applicable permits. As per the terms of Development agreements, the Holding Company is entitled to receive interest free refundable security deposit ("RSD"), advance development cost ("ADC") and the annual lease rent ("ALR") in certain manner and at certain times as stated in the respective development agreements.

With respect to the receipt of applicable permits, the approval of Concept Master Plan ("CMP") was received from Delhi Urban Art Commission (DUAC) in March 2021. Thereafter, a sudden surge in Covid-19 cases emerged in India affecting the entire economy. Accordingly, the Holding Company was not in a position to effectuate the transaction and seek payment of ALR, balance amount of RSD and ADC from the Developers until August 2021.

On August 27, 2021, basis the CMP, the Holding Company has entered into certain modifications w.r.t. area and date of commencement of lease rental for the three Developers. As per amended agreements, lease rentals have started with effect from September 1, 2021 for modified area of 2.73 million square feet (approx.).

Accordingly, considering the above and the amendment with three Developers as Lease Modification, lease receivables (including unbilled revenue) of Rs. 678.04 crores accrued until August 2021 has been adjusted to balance lease period, in accordance with recognition and measurement principles under Ind AS 116 "Leases". Consequently, the Holding Company has also carried forward the provision of annual fee to AAI of Rs. 211.35

crores corresponding to straight lining adjustments of Ind AS 116 which will get adjusted in future in line with Lease receivables.

In respect of Development agreements with two Developers for balance area of 2.16 million square feet (approx.), the asset area will be identified by DIAL not later than February 28, 2023, as per mutual understanding vide agreement dated August 27, 2021. Accordingly, all payments will be due basis the handover of asset area. Pending identification of asset area and effectiveness of lease, the Holding Company has reversed the lease receivables (including unbilled revenue) of Rs. 462.33 crores pertaining to these two developers recognized earlier until August 2021 in accordance with recognition and measurement principles under Ind AS 116 “Leases”. Further, the Holding Company has also reversed the provision of annual fee to AAI of Rs. 144.11 crores corresponding to the straight lining adjustments of Ind AS 116 recognized earlier until August 2021. Further, the Holding Company has also made the required adjustments of RSD as per Ind AS 109, reversing the discounting impact amounting to Rs. 6.94 crores in consolidated statement of profit & loss. The net amount of Rs. 325.16 crores is disclosed as an “Exceptional item” in consolidated statement of profit & loss.

- n) During the year 2018-19, the Holding Company had started the construction activities for phase 3A airport expansion as per Master Plan. The Holding Company has incurred the following costs towards construction of phase 3A works.

Particulars	As at March 31, 2022 (excluding GST)	As at March 31, 2021 (excluding GST)
Cost incurred	5,343.97	3,107.05
Capital advance outstanding	451.29	635.75
Total Cost (excluding IDC) (A)	5,795.26	3,742.80
Interest cost during construction (IDC)	1,121.75	616.91
Less :- Income on surplus investments	(250.03)	(198.83)
Net IDC (B)	871.72	418.08
Total Cost* (A+B)	6,666.98	4,160.88

* Out of above, Assets amounting to Rs. 846.88 crores (March 31, 2021: Rs. 25.02 crores) has been put to use for operations.

(This space has been intentionally left blank)

Delhi International Airport Limited**CIN. U63033DL2006PLC146936****Notes to the consolidated financial statements for the year ended March 31, 2022****(All amounts in Rupees Crores, except otherwise stated)**

The Holding Company has capitalized the following expenses during construction, included in above, being expenses related to phase 3A airport expansion project. Consequently, expenses disclosed under the respective notes are net of amounts capitalized by the Holding Company.

Particulars	As at March 31, 2022	As at March 31, 2021
Employee benefit expenses	41.48	28.78
Manpower hire charges	27.23	18.08
Professional consultancy	22.53	15.58
Travelling and conveyance	4.37	3.01
Insurance	2.91	1.65
Others	6.11	2.25
Total	104.63	69.35

(This space has been intentionally left blank)

Delhi International Airport Limited
CIN. U63033DL2006PLC146936
Notes to the consolidated financial statements for the year ended March 31, 2022
(All amounts in Rupees Crores, except otherwise stated)

45. Additional information pursuant to Schedule III of the Companies Act, 2013.

S N o.	Name of the entity	% of shareh olding	March 31, 2022							
			Net Assets		Share in Profit and Loss		Share in other Comprehensive Income (OCI)		Share in Total Comprehensive Income (TCI)	
			As % consolid ated net assets	Amount	As % consoli dated Profit and Loss	Amount	As % of consoli dated OCI	Amount	As % of consolid ated TCI	Amount
1	<u>Holding Company</u> DIAL	100.00	89.51	2,372.11	11.28	17.68	99.93	(198.97)	427.35	(181.29)
1	<u>Subsidiary (Indian)</u> DAPL*	100.00	-	-	-	-	-	-	-	-
1	<u>Associates (Indian)</u> TIMDAA	49.90	1.50	39.86	0.72	1.13	0.10	(0.20)	(2.16)	0.93
2	DAPSPL	49.90	1.23	32.71	(1.56)	(2.45)	(0.01)	0.03	5.70	(2.42)
3	TFS	40.00	0.25	6.52	0.13	0.20	0.00	(0.01)	(0.45)	0.19
4	CELEBI	26.00	2.88	76.37	15.86	24.87	(0.02)	0.04	(58.74)	24.91
5	DIGI Yatra Foundation	22.20	(0.01)	(0.17)	(0.02)	(0.03)	0.00	-	0.06	(0.03)
1	<u>Joint Ventures (Indian)</u> DASPL	50.00	0.82	21.73	(1.25)	1.96	0.00	(0.01)	(4.62)	1.95
2	DAFFPL	26.00	2.39	63.24	(0.88)	(1.39)	0.00	0.00	3.27	(1.39)
3	DDFS	49.90	8.85	234.58	59.98	93.98	(0.02)	0.04	(221.63)	94.02
4	GBHHPL	20.14	2.18	57.81	(1.14)	(1.79)	0.02	(0.03)	4.31	(1.82)
	Total			2,904.76		134.16		(199.11)		(64.95)
	Inter-company elimination/ adjustments		(9.61)	(254.60)	14.39	22.53	-	-	(53.09)	22.53
	Net		100.00	2,650.16	100.00	156.69	100.00	(199.11)	100.00	(42.42)

* The Company has been struck off as per ROC approval on dated December 09, 2021.

Delhi International Airport Limited
CIN. U63033DL2006PLC146936
Notes to the consolidated financial statements for the year ended March 31, 2022
(All amounts in Rupees Crores, except otherwise stated)

S. N o.	Name of the entity	% of share holding	March 31, 2021							
			Net Assets		Share in profit and loss		Share in other Comprehensive Income (OCI)		Share in Total Comprehensive Income (TCI)	
			As % consolidated net assets	Amount	As % consolidated profit and loss	Amount	As % of consolidated OCI	Amount	As % of consolidated TCI	Amount
1	<u>Holding Company</u>									
	DIAL	100	94.83	2,554.83	92.49	(317.41)	99.83	129.78	88.02	(187.63)
1	<u>Subsidiary (Indian)</u>									
	DAPL	100	-	-	-	-	-	-	-	-
	<u>Associates (Indian)</u>									
1	TIMDAA	49.90	1.45	38.94	(0.36)	1.24	0.04	0.05	(0.61)	1.29
2	DAPSPL	49.90	1.30	35.13	3.09	(10.60)	0.02	0.03	4.96	(10.57)
3	TFS	40.00	0.23	6.33	0.65	(2.22)	0.04	0.05	1.02	(2.17)
4	CELEBI	26.00	2.78	74.77	(6.77)	23.23	(0.06)	(0.08)	(10.86)	23.15
5	Digi Yatra Foundation	22.20	(0.01)	(0.14)	-	-	-	-	-	-
	<u>Joint Ventures (Indian)</u>									
1	DASPL	50.00	0.84	22.52	(1.65)	5.66	-	(0.01)	(2.65)	5.65
2	DAFFPL	26.00	2.40	64.63	0.94	(3.23)	-	-	1.52	(3.23)
3	DDFSPL	49.90	6.11	164.51	5.74	(19.70)	0.10	0.14	9.18	(19.56)
4	GBHHPL	20.14	4.13	111.30	0.93	(3.20)	0.03	0.04	1.47	(3.16)
	Total			3072.82		(326.23)		130.00		(196.23)
	Inter-company elimination/ adjustments		(14.06)	(378.82)	4.94	(16.93)	-	-	7.95	(16.93)
	Net		100.00	2694.00	100.00	(343.16)	100.00	130.00	100.00	(213.16)

(This space has been intentionally left blank)

Delhi International Airport Limited

CIN. U63033DL2006PLC146936

Notes to the consolidated financial statements for the year ended March 31, 2022

(All amounts in Rupees Crores, except otherwise stated)

46. Certain amounts (currency value or percentages) shown in the various tables and paragraphs included in these Consolidated Financial Statements have been rounded off or truncated as deemed appropriate by the management of the Holding Company.

For Walker Chandiok & Co LLP
ICAI Firm Reg. No.: 001076N/N500013
Chartered Accountants

Per Neeraj Sharma
Partner
Membership No. 502103
Place: Noida
Date: May 27, 2022

eSigned using Cloud DSC
(Leegality.com - VA785ip)
Neeraj Sharma
Date: Fri May 27 17:37:46 IST
2022

For K.S. Rao & Co.
ICAI Firm Reg. No.: 003109S
Chartered Accountants

Sudarsana Gupta Digitally signed by Sudarsana
M S Gupta M S
Date: 2022.05.27 15:48:28 +05'30'

Per Sudarshana Gupta M S
Partner
Membership No. 223060
Place : New Delhi
Date: May 27, 2022

**For and on behalf of the Board of
Directors of Delhi International Airport
Limited**

BUCHISANYASI
RAJU GRANDHI

G.B.S. Raju
Managing Director
DIN-00061686
Place : London

VIDEH KUMAR
JAIPURIAR

Videh Kumar Jaipurjar
Chief Executive Officer
Place: Gurugram
ABHISHEK
CHAWLA
Abhishek Chawla
Company Secretary
Place: New Delhi
Date: May 27, 2022

NARAYANA
RAO KADA

K. Narayana Rao
Whole Time Director
DIN-00016262
Place: Hyderabad

HARI
NAGRANI

Hari Nagrani
Chief Financial Officer
Place: Mumbai



DELHI INDIRA GANDHI
INTERNATIONAL AIRPORT



ANNUAL REPORT 2021-22