

# FORM NO. MGT-7

[Pursuant to sub-Section(1) of section 92 of the Companies Act, 2013 and sub-rule (1) of rule 11 of the Companies (Management and Administration) Rules, 2014]



सत्यमेव जयते

## Annual Return (other than OPCs and Small Companies)

Form language  English  Hindi

Refer the instruction kit for filing the form.

### I. REGISTRATION AND OTHER DETAILS

(i) \* Corporate Identification Number (CIN) of the company

U63033DL2006PLC146936

Pre-fill

Global Location Number (GLN) of the company

\* Permanent Account Number (PAN) of the company

AACCD3570F

(ii) (a) Name of the company

DELHI INTERNATIONAL AIRPORT

(b) Registered office address

New Udaan Bhawan, Opp. Terminal-3,  
Indira Gandhi International Airport,  
New Delhi  
Delhi  
110037

(c) \*e-mail ID of the company

DIAL-CS@gmrgroup.in

(d) \*Telephone number with STD code

01147197433

(e) Website

www.newdelhiairport.in

(iii) Date of Incorporation

01/03/2006

Type of the Company	Category of the Company	Sub-category of the Company
Public Company	Company limited by shares	Indian Non-Government company

(v) Whether company is having share capital

Yes  No

(vi) \*Whether shares listed on recognized Stock Exchange(s)

Yes  No

(b) CIN of the Registrar and Transfer Agent

U74900TN2015PTC101466

Pre-fill

Name of the Registrar and Transfer Agent

INTEGRATED REGISTRY MANAGEMENT SERVICES PRIVATE LIMITED

Registered office address of the Registrar and Transfer Agents

2nd Floor Kences Towers ,1 Ramakrishna Street  
North Usman Road T Nagar

(vii) \*Financial year From date 01/04/2023 (DD/MM/YYYY) To date 31/03/2024 (DD/MM/YYYY)

(viii) \*Whether Annual general meeting (AGM) held  Yes  No

(a) If yes, date of AGM

(b) Due date of AGM

(c) Whether any extension for AGM granted

Yes  No

## II. PRINCIPAL BUSINESS ACTIVITIES OF THE COMPANY

\*Number of business activities 2

S.No	Main Activity group code	Description of Main Activity group	Business Activity Code	Description of Business Activity	% of turnover of the company
1	H	Transport and storage	H5	Services incidental to land, water & air transportation	30.51
2	L	Real Estate	L1	Real estate activities with own or leased property	28.17

## III. PARTICULARS OF HOLDING, SUBSIDIARY AND ASSOCIATE COMPANIES (INCLUDING JOINT VENTURES)

\*No. of Companies for which information is to be given 11

Pre-fill All

S.No	Name of the company	CIN / FCRN	Holding/ Subsidiary/Associate/ Joint Venture	% of shares held
1	GMR ENTERPRISES PRIVATE LIM	U74900TN2007PTC102389	Holding	0
2	GMR AIRPORTS INFRASTRUCTU	L45203HR1996PLC113564	Holding	64
3	CELEBI DELHI CARGO TERMINA	U74900DL2009FTC191359	Associate	26
4	DELHI AVIATION SERVICES PRI	U24233DL2007PTC165308	Associate	50
5	DELHI AVIATION FUEL FACILIT	U74999DL2009PTC193079	Associate	26
6	DELHI AIRPORT PARKING SERV	U63030DL2010PTC198985	Associate	49.9

7	TRAVEL FOOD SERVICES (DELHI)	U55101DL2009PTC196639	Associate	40
8	DELHI DUTY FREE SERVICES PRIVATE LIMITED	U52599DL2009PTC191963	Associate	49.9
9	TIM DELHI AIRPORT ADVERTISING	U74999DL2010PTC203419	Associate	49.9
10	GMR BAJOLI HOLI HYDROPOWER	U40101HP2008PTC030971	Associate	20.14
11	DIGI YATRA FOUNDATION	U63030DL2019NPL346327	Associate	14.8

#### IV. SHARE CAPITAL, DEBENTURES AND OTHER SECURITIES OF THE COMPANY

##### (i) \*SHARE CAPITAL

###### (a) Equity share capital

Particulars	Authorised capital	Issued capital	Subscribed capital	Paid up capital
Total number of equity shares	3,000,000,000	2,450,000,000	2,450,000,000	2,450,000,000
Total amount of equity shares (in Rupees)	30,000,000,000	24,500,000,000	24,500,000,000	24,500,000,000

Number of classes

1

Class of Shares	Authorised capital	Issued capital	Subscribed capital	Paid up capital
Number of equity shares	3,000,000,000	2,450,000,000	2,450,000,000	2,450,000,000
Nominal value per share (in rupees)	10	10	10	10
Total amount of equity shares (in rupees)	30,000,000,000	24,500,000,000	24,500,000,000	24,500,000,000

###### (b) Preference share capital

Particulars	Authorised capital	Issued capital	Subscribed capital	Paid-up capital
Total number of preference shares	0	0	0	0
Total amount of preference shares (in rupees)	0	0	0	0

Number of classes

0

Class of shares	Authorised capital	Issued capital	Subscribed capital	Paid up capital
Number of preference shares				
Nominal value per share (in rupees)				
Total amount of preference shares (in rupees)				

**(c) Unclassified share capital**

Particulars	Authorised Capital
Total amount of unclassified shares	0

**(d) Break-up of paid-up share capital**

Class of shares	Number of shares			Total nominal amount	Total Paid-up amount	Total premium
	Physical	DEMAT	Total			
<b>Equity shares</b>						
<b>At the beginning of the year</b>	0	2,450,000,0	2450000000	24,500,000,0	24,500,000,0	
		+		+	+	
<b>Increase during the year</b>	0	0	0	0	0	0
i. Public Issues	0	0	0	0	0	0
ii. Rights issue	0	0	0	0	0	0
iii. Bonus issue	0	0	0	0	0	0
iv. Private Placement/ Preferential allotment	0	0	0	0	0	0
v. ESOPs	0	0	0	0	0	0
vi. Sweat equity shares allotted	0	0	0	0	0	0
vii. Conversion of Preference share	0	0	0	0	0	0
viii. Conversion of Debentures	0	0	0	0	0	0
ix. GDRs/ADRs	0	0	0	0	0	0
x. Others, specify						
<b>Decrease during the year</b>	0	0	0	0	0	0
i. Buy-back of shares	0	0	0	0	0	0
ii. Shares forfeited	0	0	0	0	0	0
iii. Reduction of share capital	0	0	0	0	0	0
iv. Others, specify						
<b>At the end of the year</b>	0	2,450,000,0	2450000000	24,500,000,0	24,500,000,0	
<b>Preference shares</b>						

<b>At the beginning of the year</b>	0	0	0	0	0	
<b>Increase during the year</b>	0	0	0	0	0	0
i. Issues of shares	0	0	0	0	0	0
ii. Re-issue of forfeited shares	0	0	0	0	0	0
iii. Others, specify						
<b>Decrease during the year</b>	0	0	0	0	0	0
i. Redemption of shares	0	0	0	0	0	0
ii. Shares forfeited	0	0	0	0	0	0
iii. Reduction of share capital	0	0	0	0	0	0
iv. Others, specify						
<b>At the end of the year</b>	0	0	0	0	0	

ISIN of the equity shares of the company

(ii) Details of stock split/consolidation during the year (for each class of shares)

Class of shares		(i)	(ii)	(iii)
Before split / Consolidation	Number of shares			
	Face value per share			
After split / Consolidation	Number of shares			
	Face value per share			

**(iii) Details of shares/Debentures Transfers since closure date of last financial year (or in the case of the first return at any time since the incorporation of the company) \***

Nil

[Details being provided in a CD/Digital Media]

Yes  No  Not Applicable

Separate sheet attached for details of transfers

Yes  No

Note: In case list of transfer exceeds 10, option for submission as a separate sheet attachment or submission in a CD/Digital Media may be shown.

Date of the previous annual general meeting		<input style="width:100%;" type="text"/>	
Date of registration of transfer (Date Month Year)		<input style="width:100%;" type="text"/>	
Type of transfer	<input style="width:50px;" type="text"/>	1 - Equity, 2- Preference Shares,3 - Debentures, 4 - Stock	
Number of Shares/ Debentures/ Units Transferred	<input style="width:100px;" type="text"/>	Amount per Share/ Debenture/Unit (in Rs.)	<input style="width:100px;" type="text"/>
Ledger Folio of Transferor		<input style="width:100%;" type="text"/>	
Transferor's Name	<input style="width:150px;" type="text"/>	<input style="width:150px;" type="text"/>	<input style="width:150px;" type="text"/>
	Surname	middle name	first name
Ledger Folio of Transferee		<input style="width:100%;" type="text"/>	
Transferee's Name	<input style="width:150px;" type="text"/>	<input style="width:150px;" type="text"/>	<input style="width:150px;" type="text"/>
	Surname	middle name	first name
Date of registration of transfer (Date Month Year)		<input style="width:100%;" type="text"/>	
Type of transfer	<input style="width:50px;" type="text"/>	1 - Equity, 2- Preference Shares,3 - Debentures, 4 - Stock	
Number of Shares/ Debentures/ Units Transferred	<input style="width:100px;" type="text"/>	Amount per Share/ Debenture/Unit (in Rs.)	<input style="width:100px;" type="text"/>

Ledger Folio of Transferor				<input type="text"/>		
Transferor's Name	<input type="text"/>		<input type="text"/>		<input type="text"/>	
	Surname		middle name		first name	
Ledger Folio of Transferee				<input type="text"/>		
Transferee's Name	<input type="text"/>		<input type="text"/>		<input type="text"/>	
	Surname		middle name		first name	

**(iv) \*Debentures (Outstanding as at the end of financial year)**

Particulars	Number of units	Nominal value per unit	Total value
Non-convertible debentures	25,130,753,355.13	1, 1000000 and 100000	62,570,468,955.13
Partly convertible debentures	0	0	0
Fully convertible debentures	0	0	0
<b>Total</b>			<b>62,570,468,955.13</b>

**Details of debentures**

Class of debentures	Outstanding as at the beginning of the year	Increase during the year	Decrease during the year	Outstanding as at the end of the year
Non-convertible debentures	42,570,984,700	27,440,000,000	7,440,515,744.87	62,570,468,955.13
Partly convertible debentures	0	0	0	0
Fully convertible debentures	0	0	0	0

**(v) Securities (other than shares and debentures)**

2

Type of Securities	Number of Securities	Nominal Value of each Unit	Total Nominal Value	Paid up Value of each Unit	Total Paid up Value
6.125% Senior Secured <input type="checkbox"/>	2,613	USD200,000	522,600,000	USD 200,000	522,600,000
6.45% Senior Secured <input type="checkbox"/>	2,500	USD200,000	500,000,000	USD 200,000	500,000,000
<b>Total</b>	<b>5,113</b>		<b>1,022,600,000</b>		<b>1,022,600,000</b>

**V. \*Turnover and net worth of the company (as defined in the Companies Act, 2013)**

(i) Turnover

50,948,600,000

(ii) Net worth of the Company

14,897,100,000

VI. (a) \*SHARE HOLDING PATTERN - Promoters

S. No.	Category	Equity		Preference	
		Number of shares	Percentage	Number of shares	Percentage
1.	Individual/Hindu Undivided Family				
	(i) Indian	0	0	0	
	(ii) Non-resident Indian (NRI)	0	0	0	
	(iii) Foreign national (other than NRI)	0	0	0	
2.	Government				
	(i) Central Government	0	0	0	
	(ii) State Government	0	0	0	
	(iii) Government companies	0	0	0	
3.	Insurance companies	0	0	0	
4.	Banks	0	0	0	
5.	Financial institutions	0	0	0	
6.	Foreign institutional investors	0	0	0	
7.	Mutual funds	0	0	0	
8.	Venture capital	0	0	0	
9.	Body corporate (not mentioned above)	1,568,000,000	64	0	
10.	Others	0	0	0	
	<b>Total</b>	1,568,000,000	64	0	0

Total number of shareholders (promoters)

5

(b) \*SHARE HOLDING PATTERN - Public/Other than promoters

S. No.	Category	Equity		Preference	
		Number of shares	Percentage	Number of shares	Percentage



1.	Individual/Hindu Undivided Family				
	(i) Indian	0	0	0	
	(ii) Non-resident Indian (NRI)	0	0	0	
	(iii) Foreign national (other than NRI)	0	0	0	
2.	Government				
	(i) Central Government	0	0	0	
	(ii) State Government	0	0	0	
	(iii) Government companies	0	0	0	
3.	Insurance companies	0	0	0	
4.	Banks	0	0	0	
5.	Financial institutions	0	0	0	
6.	Foreign institutional investors	0	0	0	
7.	Mutual funds	0	0	0	
8.	Venture capital	0	0	0	
9.	Body corporate (not mentioned above)	882,000,000	36	0	
10.	Others	0	0	0	
	<b>Total</b>	882,000,000	36	0	0

Total number of shareholders (other than promoters)

2

Total number of shareholders (Promoters+Public/  
Other than promoters)

7

**VII. \*NUMBER OF PROMOTERS, MEMBERS, DEBENTURE HOLDERS  
(Details, Promoters, Members (other than promoters), Debenture holders)**

Details	At the beginning of the year	At the end of the year
Promoters	5	5
Members (other than promoters)	2	2
Debenture holders	5	19








## VIII. DETAILS OF DIRECTORS AND KEY MANAGERIAL PERSONNEL

### (A) \*Composition of Board of Directors

Category	Number of directors at the beginning of the year		Number of directors at the end of the year		Percentage of shares held by directors as at the end of year	
	Executive	Non-executive	Executive	Non-executive	Executive	Non-executive
<b>A. Promoter</b>	0	0	0	0	0	0
<b>B. Non-Promoter</b>	4	13	4	14	0	0
(i) Non-Independent	4	13	4	14	0	0
(ii) Independent	0	0	0	0	0	0
<b>C. Nominee Directors representing</b>	0	0	0	0	0	0
(i) Banks & FIs	0	0	0	0	0	0
(ii) Investing institutions	0	0	0	0	0	0
(iii) Government	0	0	0	0	0	0
(iv) Small share holders	0	0	0	0	0	0
(v) Others	0	0	0	0	0	0
<b>Total</b>	<b>4</b>	<b>13</b>	<b>4</b>	<b>14</b>	<b>0</b>	<b>0</b>

Number of Directors and Key managerial personnel (who is not director) as on the financial year end date 21

### (B) (i) \*Details of directors and Key managerial personnel as on the closure of financial year

Name	DIN/PAN	Designation	Number of equity share(s) held	Date of cessation (after closure of financial year : If any)
MALLIKARJUNA RAO 	00574243	Whole-time director	0	
BUCHISANYASI RAJU 	00061686	Managing Director	0	
PRABHAKARAINDAN 	03482239	Whole-time director	0	
NARAYANA RAO KAD 	00016262	Whole-time director	0	
KIRAN KUMAR GRAN 	00061669	Director	1	
SRINIVAS BOMMIDAL 	00061464	Director	1	
SRINIVAS HANUMANI 	10303016	Director	0	

Name	DIN/PAN	Designation	Number of equity share(s) held	Date of cessation (after closure of financial year : If any)
RUBINA ALI	08453990	Director	0	
PANKAJ MALHOTRA	10419629	Director	0	
SUBBA RAO AMARTH	00082313	Director	0	
EMANDI SANKARA R	05184747	Director	0	
BIJAL TUSHAR AJINK	01976832	Director	0	
MUNDAYAT RAMACH	01573258	Director	0	
REGIS SEBASTIEN LA	09135168	Director	0	
FABIEN ALAIN CAMIL	10360063	Director	0	
DENITZA LUBOMILOV	07466436	Director	0	
MATTHIAS ENGLER	06363447	Alternate director	0	
PIERRE ETIENNE MA	10360054	Alternate director	0	
Videh Kumar Jaipuria	ADEPJ1638C	CEO	0	
Hari Nagrani	AALPN9287F	CFO	0	
Abhishek Chawla	AGCPC1547J	Company Secretar	0	

(ii) Particulars of change in director(s) and Key managerial personnel during the year

10

Name	DIN/PAN	Designation at the beginning / during the financial year	Date of appointment/ change in designation/ cessation	Nature of change (Appointment/ Change in designation/ Cessation)
ANIL KUMAR PATHI	08213061	Director	30/09/2023	Cessation
PHILIPPE PASCAL	08903236	Director	26/10/2023	Cessation
VIDYA VAIDYANATH	08366688	Director	29/11/2023	Cessation
SRINIVAS HANUMANTH	10303016	Additional director	01/10/2023	Appointment
SRINIVAS HANUMANTH	10303016	Director	22/12/2023	Change in Designation
FABIEN ALAIN CAMBRESI	10360063	Additional director	30/10/2023	Appointment
FABIEN ALAIN CAMBRESI	10360063	Director	22/12/2023	Change in Designation
PIERRE ETIENNE MATHIAS	10360054	Alternate director	30/10/2023	Appointment
PANKAJ MALHOTRA	10419629	Additional director	09/12/2023	Appointment
PANKAJ MALHOTRA	10419629	Director	27/02/2024	Change in Designation

## IX. MEETINGS OF MEMBERS/CLASS OF MEMBERS/BOARD/COMMITTEES OF THE BOARD OF DIRECTORS

### A. MEMBERS/CLASS /REQUISITIONED/NCLT/COURT CONVENED MEETINGS

Number of meetings held

3

Type of meeting	Date of meeting	Total Number of Members entitled to attend meeting	Attendance	
			Number of members attended	% of total shareholding
ANNUAL GENERAL MEETING	14/09/2023	7	7	100
EXTRA - ORDINARY GENERAL MEETING	22/12/2023	7	7	100
EXTRA - ORDINARY GENERAL MEETING	27/02/2024	7	7	100

### B. BOARD MEETINGS

\*Number of meetings held

5

S. No.	Date of meeting	Total Number of directors associated as on the date of meeting	Attendance	
			Number of directors attended	% of attendance
1	26/05/2023	16	15	93.75

S. No.	Date of meeting	Total Number of directors associated as on the date of meeting	Attendance	
			Number of directors attended	% of attendance
2	14/08/2023	16	10	62.5
3	30/10/2023	16	14	87.5
4	31/01/2024	16	16	100
5	27/03/2024	16	11	68.75

### C. COMMITTEE MEETINGS

Number of meetings held

13

S. No.	Type of meeting	Date of meeting	Total Number of Members as on the date of the meeting	Attendance	
				Number of members attended	% of attendance
1	AUDIT COMM	25/05/2023	7	5	71.43
2	AUDIT COMM	14/08/2023	7	4	57.14
3	AUDIT COMM	26/10/2023	7	7	100
4	AUDIT COMM	30/01/2024	7	7	100
5	AUDIT COMM	27/03/2024	7	7	100
6	CORPORATE	25/05/2023	3	2	66.67
7	CORPORATE	26/10/2023	3	3	100
8	STAKEHOLDER	30/01/2024	6	3	50
9	RISK MANAG	22/09/2023	5	4	80
10	RISK MANAG	30/01/2024	5	4	80

### D. ATTENDANCE OF DIRECTORS

S. No.	Name of the director	Board Meetings			Committee Meetings			Whether attended AGM held on (Y/N/NA)
		Number of Meetings which director was entitled to attend	Number of Meetings attended	% of attendance	Number of Meetings which director was entitled to attend	Number of Meetings attended	% of attendance	
1	MALLIKARJU	5	5	100	0	0	0	
2	BUCHISANYA	5	3	60	3	0	0	

3	PRABHAKAR	5	4	80	9	6	66.67	
4	NARAYANA R	5	5	100	3	2	66.67	
5	KIRAN KUMA	5	4	80	4	1	25	
6	SRINIVAS BO	5	4	80	0	0	0	
7	SRINIVAS HA	3	2	66.67	2	2	100	
8	RUBINA ALI	5	4	80	3	2	66.67	
9	PANKAJ MAL	2	2	100	2	2	100	
10	SUBBA RAO	5	5	100	11	11	100	
11	EMANDI SAN	5	5	100	10	10	100	
12	BIJAL TUSHA	5	5	100	8	8	100	
13	MUNDAYAT F	5	5	100	8	8	100	
14	REGIS SEBAS	5	3	60	3	0	0	
15	FABIEN ALAI	2	2	100	0	0	0	
16	DENITZA LUE	5	1	20	11	4	36.36	
17	MATTHIAS ET	5	3	60	5	5	100	
18	PIERRE ETIE	2	0	0	0	0	0	

**X. \*REMUNERATION OF DIRECTORS AND KEY MANAGERIAL PERSONNEL**

Nil

Number of Managing Director, Whole-time Directors and/or Manager whose remuneration details to be entered

4

S. No.	Name	Designation	Gross Salary	Commission	Stock Option/ Sweat equity	Others	Total Amount
1	GRANDHI MALLIK/	EXECUTIVE CH	50,689,857	0	0	0	0
2	BUCHISANYASI R/	MANAGING DIF	51,882,464	0	0	0	0
3	INDANA PRABHAK	EXECUTIVE DII	43,621,248	0	0	0	0
4	KADA NARAYANA	WHOLE-TIME C	28,704,811	0	0	0	0
	Total		174,898,380	0	0	0	0

Number of CEO, CFO and Company secretary whose remuneration details to be entered

3

S. No.	Name	Designation	Gross Salary	Commission	Stock Option/ Sweat equity	Others	Total Amount
--------	------	-------------	--------------	------------	-------------------------------	--------	-----------------

S. No.	Name	Designation	Gross Salary	Commission	Stock Option/ Sweat equity	Others	Total Amount
1	Videh Kumar Jaipur	CEO	38,699,778	0	0	0	0
2	Hari Nagrani	CFO	16,695,001	0	0	0	0
3	Abhishek Chawla	COMPANY SEC	4,917,573	0	0		0
	Total		60,312,352	0	0	0	0

Number of other directors whose remuneration details to be entered

9

S. No.	Name	Designation	Gross Salary	Commission	Stock Option/ Sweat equity	Others	Total Amount
1	GRANDHI KIRAN K	Director	100,000	0	0	0	0
2	SRINIVAS BOMMID	Director	80,000	0	0	0	0
3	SRINIVAS HANUM	Director	80,000	0	0	0	0
4	PANKAJ MALHOTR	Director	80,000	0	0	0	0
5	AMARTHALURU S	Independent Dir	520,000	0	0	0	0
6	EMANDI SANKARA	Independent Dir	500,000	0	0	0	0
7	BIJAL TUSHAR AJ	Independent Dir	460,000	0	0	0	0
8	MUNDAYAT RAMA	Independent Dir	460,000	0	0	0	0
9	VIDYA VAIDYANAT	Director	60,000	0	0	0	0
	Total		2,340,000	0	0	0	0

#### XI. MATTERS RELATED TO CERTIFICATION OF COMPLIANCES AND DISCLOSURES

\* A. Whether the company has made compliances and disclosures in respect of applicable provisions of the Companies Act, 2013 during the year  Yes  No

B. If No, give reasons/observations

#### XII. PENALTY AND PUNISHMENT - DETAILS THEREOF

(A) DETAILS OF PENALTIES / PUNISHMENT IMPOSED ON COMPANY/DIRECTORS /OFFICERS  Nil

Name of the company/ directors/ officers	Name of the court/ concerned Authority	Date of Order	Name of the Act and section under which penalised / punished	Details of penalty/ punishment	Details of appeal (if any) including present status

--	--	--	--	--	--

(B) DETAILS OF COMPOUNDING OF OFFENCES  Nil

Name of the company/ directors/ officers	Name of the court/ concerned Authority	Date of Order	Name of the Act and section under which offence committed	Particulars of offence	Amount of compounding (in Rupees)

**XIII. Whether complete list of shareholders, debenture holders has been enclosed as an attachment**

Yes  No

**XIV. COMPLIANCE OF SUB-SECTION (2) OF SECTION 92, IN CASE OF LISTED COMPANIES**

In case of a listed company or a company having paid up share capital of Ten Crore rupees or more or turnover of Fifty Crore rupees or more, details of company secretary in whole time practice certifying the annual return in Form MGT-8.

Name

Whether associate or fellow  Associate  Fellow

Certificate of practice number

**I/We certify that:**

- (a) The return states the facts, as they stood on the date of the closure of the financial year aforesaid correctly and adequately.  
 (b) Unless otherwise expressly stated to the contrary elsewhere in this Return, the Company has complied with all the provisions of the Act during the financial year.

**Declaration**

I am Authorised by the Board of Directors of the company vide resolution no. ...  dated

(DD/MM/YYYY) to sign this form and declare that all the requirements of the Companies Act, 2013 and the rules made thereunder in respect of the subject matter of this form and matters incidental thereto have been complied with. I further declare that:

- Whatever is stated in this form and in the attachments thereto is true, correct and complete and no information material to the subject matter of this form has been suppressed or concealed and is as per the original records maintained by the company.
- All the required attachments have been completely and legibly attached to this form.

**Note: Attention is also drawn to the provisions of Section 447, section 448 and 449 of the Companies Act, 2013 which provide for punishment for fraud, punishment for false statement and punishment for false evidence respectively.**

To be digitally signed by

Director



DIN of the director

00016262

To be digitally signed by

Company Secretary

Company secretary in practice

Membership number

8118

Certificate of practice number

**Attachments**

1. List of share holders, debenture holders
2. Approval letter for extension of AGM;
3. Copy of MGT-8;
4. Optional Attachement(s), if any

Attach

Attach

Attach

Attach

**List of attachments**

Remove attachment

Modify

Check Form

Prescrutiny

Submit

**This eForm has been taken on file maintained by the Registrar of Companies through electronic mode and on the basis of statement of correctness given by the company**

